



**DR. BABASAHEB AMBEDKAR MARATHWADA UNIVERSITY,  
AURANGABAD.**  
NAAC Accredited 'A' Grade

**ANNUAL ACCOUNTS**  
(From 01-04-2016 to 31-03-2017)

**DR. BABASAHEB AMBEDKAR MARATHWADA UNIVERSITY**  
**RECEIPT AND PAYMENT ACCOUNT FOR THE YEAR 2016-2017**  
(01-04-2016 to 31-03-2017)

RECEIPTS	AMOUNT RS.
<b>BALANCE OF COMMENCEMENT:</b>	
1 CASH IN HAND	749
2 CASH IN HAND - SUB CAMPUS OSMANABAD	4,972
<b>3 CASH AT BANK :</b>	
i NON SALARY SAVING A/C	18,83,94,177
ii NON-SALARY CURRENT A/C	3,67,39,542
iii AFFILIATION SAVING	1,13,620
iv APATKALIN VIDYARTHI SAHYATA NIDHI	8,01,334
v DISASTER MANAGEMENT FUND A/C	1,91,943
vi VICE-CHANCELLOR CPF A/C 60009436553	8,830
viii GOLDEN JUBLIEE YEAR	151
viii CANARA BANK	7,583
ix UTY. - INDUSTRY A/C	32,328
<b>4 CASH AT BANK : SUB CAMPUS O'BAD</b>	
i DUSHKALGRAST SAHAYATA NIDHI (O'BAD)	1,00,689
ii UNIVERSITY DEV. FUND A/C (O'BAD)	62,559
iii EARN & LEARN SCHEME C/A (O'BAD)	29,422
iv BANK OF MAHARASHTRA GOI (O'BAD)	11,53,463
<b>TOTAL :</b>	<b>22,76,41,362</b>
<b>SALARY ACCOUNT</b>	
<b>RECURRING:</b>	
<b>(A) SALARY ACCOUNT:</b>	
<b>GOVERNMENT OF MAHARASHTRA :</b>	
SALARY GRANT	46,86,54,745
GRANTS FOR REIMBURSEMENT OF MEDICAL AID	10,69,082
SALARY RECOVERY	1,28,223
<b>TOTAL SALARY GRANT :</b>	<b>46,98,52,050</b>

**DR. BABASAHEB AMBEDKAR MARATHWADA UNIVERSITY**  
**RECEIPT AND PAYMENT ACCOUNT FOR THE YEAR 2016-2017**  
(01-04-2016 to 31-03-2017)

<b>PAYMENTS</b>	<b>AMOUNT RS.</b>
<b>BALANCE OF COMMENCEMENT:</b>	
i SALARY ACCOUNT - CURRENT A/C	7,41,031
ii G.O.I. - BANK OF MAHARASHTRA	1,441
iii HORTICULTURE LOAN A/C	34,32,244
iv BANK OF MAHARASHTRA (O'BAD)	22,36,366
	<b>64,11,082</b>
<b>SALARY ACCOUNT</b>	
<b>RECURRING:</b>	
<b>(A) SALARY ACCOUNT: (SCHEDULE 'B')</b>	
<b>ESTABLISHMENT CHARGES :</b>	
PAY, ALLOWANCES & PROVIDENT FUND (POSTS UNDER SALARY GRANT SCHEME)	48,92,71,064
REIMBURSEMENT OF MEDICAL AID	10,69,082
<b>TOTAL SALARY EXPENDITURE :</b>	<b>49,03,40,146</b>

**DR. BABASAHEB AMBEDKAR MARATHWADA UNIVERSITY**  
**RECEIPT AND PAYMENT ACCOUNT FOR THE YEAR 2016-2017**  
(01-04-2016 to 31-03-2017)

RECEIPTS	AMOUNT RS.
<b>PART-II (GENERAL FUND)</b>	
<b>(B) NON-SALARY ACCOUNTS :</b>	
<b>NON-SALARY FEES : (SCHEDULE'A')</b>	
EXAMINATION FEES	42,26,64,879
TUITION FEES	3,36,49,400
OTHER FEES	15,46,60,989
MISCELLANEOUS RECEIPTS	17,37,02,052
SELF SUPPORTED COURSE	56,47,745
SALE OF UNIVERSITY PUBLICATION	83,48,871
UNIVERSITY LIBRARY	8,20,781
UNIVERSITY PRESS	17,60,239
<b>GRAND TOTAL:</b>	<b>80,12,54,956</b>

**DR. BABASAHEB AMBEDKAR MARATHWADA UNIVERSITY**  
**RECEIPT AND PAYMENT ACCOUNT FOR THE YEAR 2016-2017**  
(01-04-2016 to 31-03-2017)

PAYMENTS	AMOUNT RS.
<b>PART-II (GENERAL FUND)</b>	
<b>(B) NON-SALARY ACCOUNTS :</b>	
<b>RECURRING: (SCHEDULE'C')</b>	
SALARY (GENERAL FUND)	4,59,65,441
CONTRACT BASIS WORK	5,33,28,699
CAMPUS SECURITY SYSTEM ( SECURITY GUARDS )	96,64,841
HONORARIUM / OT / OTHER SALARY EXPENSES - GENERAL FUND	1,22,05,640
CONTINGENCY / MISCELLANIOUS EXPENDITURE	24,17,197
PRINTING & STATIONERY / POSTAGE	89,87,594
REPAIR & MAINTENANCE TO COMPUTERS & EQUIPMENTS AND OTHER	72,21,837
TELEPHONE/ INTERNET/ ELECTRICITY/ E-LEARNING/ SOFTWARE LICENCING	2,56,12,468
SELF SUPPORTED COURSES (SCHEDULE'J')	95,39,066
SANITARY MATERIAL	2,24,245
NEWSPAPERS / MONTHLY PERIODICALS	5,59,692
TRAVELING AND CONVEYANCE ALLOWANCES	53,30,280
EXAMINATION EXP (DEPARTMENTAL) / PET / PRE-ENTARENCE TEST	10,81,858
MERIT SCHOLARSHIP / RESEARCH SCHOLARSHIP / FELLOWSHIP	28,98,743
DIVISIONAL EDU & CULTURAL PROGRAM / FESTIVAL / SPORT	1,99,83,230
CONSUMABLE/CHEMICAL/ ANALYSIS/ RAW MATERIAL/ LAB --	1,66,72,188
WORKSHOP/ SEMINAR/ CONFERENCE/ TRAINING/ PLACEMENT/ CAMP---	53,64,533
REMUNERATION TO CHB / GUEST LECTURER / REWARD	42,90,029
REAS PROJECT / FACULTY RES / DOCUMENTATION / MANUSCRIPT	18,18,144
OTHER EXPENSES	3,21,71,120
GENERAL SCHEME OF TEACHING & RESEARCH (SCHEDULE'K')	4,48,35,604
REPAIR & MAINTENANCE TO BUILDING	1,89,88,098
INSURANCE PREMIUM	13,97,085
MUNICIPAL CORPORATION TAX - (PROPERTY /WATER SUPPLY )	26,78,527
MISCELLANEOUS EXPENDITURE (SCHEDULE'E')	1,47,79,959
EXAMINATION EXPENDITURE (SCHEDULE'D')	20,29,81,550
<b>TOTAL RECURRING EXPENDITURE :</b>	<b>55,09,97,668</b>
<b>(C) NON-RECURRING : (SCHEDULE'E')</b>	
EQUIPMENTS & APPARATUS	3,96,46,131
BUILDING AND CONSTRUCTION	6,94,20,254
COMPUTER AND PERIPHERALS	1,45,69,908
FURNITURE AND FIXTURES	1,84,00,637
VEHICLE	2,05,000
BOOKS	80,33,005
<b>TOTAL NON-RECURRING EXPENDITURE :</b>	<b>15,02,74,935</b>
<b>TOTAL NON-SALARY EXPENDITURE :</b>	<b>70,12,72,603</b>

**DR. BABASAHEB AMBEDKAR MARATHWADA UNIVERSITY**  
**RECEIPT AND PAYMENT ACCOUNT FOR THE YEAR 2016-2017**  
(01-04-2016 to 31-03-2017)

RECEIPTS	AMOUNT RS.
<b>PART-III (Non-Plan)</b>	
<b>SPECIFIC GRANTS :</b>	
<b>RECURRING :</b>	
<b>1 GOVERNMENT OF MAHARASHTRA :</b>	
A UNIVERSITY PROJECTS:-----	16,13,01,999
B INDIVIDUAL PROJECTS:-----	65,00,000
C SCHOLERSHIP & FELLOSHIPS:-----	2,70,955
<b>TOTAL:</b>	<b>16,80,72,954</b>
<b>2 GOVERNMENT OF INDIA :</b>	
A UNIVERSITY PROJECTS:-----	1,31,92,829
B INDIVIDUAL PROJECTS:-----	1,03,59,464
C SCHOLERSHIP & FELLOSHIPS:-----	18,91,111
<b>TOTAL:</b>	<b>2,54,43,404</b>
<b>3 UNIVERSITY GRANTS COMMISSION :</b>	
A UNIVERSITY PROJECTS:-----	3,94,57,273
B INDIVIDUAL PROJECTS:-----	62,64,438
C SCHOLERSHIP & FELLOSHIPS:-----	26,885
<b>TOTAL:</b>	<b>4,57,48,596</b>
<b>4 OTHER AGENCIES :</b>	
A UNIVERSITY PROJECTS:-----	43,13,025
B INDIVIDUAL PROJECTS:-----	29,62,944
C SCHOLERSHIP & FELLOSHIPS:-----	59,92,232
<b>TOTAL:</b>	<b>1,32,68,201</b>
<b>TOTAL RECURRING PART-III (Non-Plan)</b>	<b>25,25,33,155</b>
<b>(PART-III NON-PLAN)</b>	
<b>NON-RECURRING :</b>	
EQUIPMENTS & APPARATUS (GOM)-----	1,03,00,000
BUILDING CONSTRUCTION (GOM)-----	5,02,65,117
BOOKS (GOM)-----	200
EQUIPMENTS & APPARATUS (GOI)-----	8,53,590
COMPUTERS AND APPARATUS (OTHER)-----	2,83,600
COMPUTERS AND APPARATUS (UGC)-----	11,70,000
COMPUTERS AND APPARATUS (GOI)-----	42,22,068
EQUIPMENTS & APPARATUS (UGC)-----	45,63,722
<b>TOTAL NON-RECURRING PART-III (Non-Plan)</b>	<b>7,16,58,297</b>
<b>PART-IV (PLAN)</b>	
<b>NON-RECURRING :</b>	
BUILDING CONSTRUCTION-----	48,00,000
<b>TOTAL NON-RECURRING PART-IV (PLAN)</b>	<b>48,00,000</b>
<b>TOTAL NON-RECURRING</b>	<b>7,64,58,297</b>
<b>GRAND TOTAL</b>	<b>32,89,91,452</b>
<b>PART-IV (PLAN)</b>	
<b>GRAND TOTAL PART-III AND PART-IV</b>	<b>32,89,91,452</b>

**DR. BABASAHEB AMBEDKAR MARATHWADA UNIVERSITY**  
**RECEIPT AND PAYMENT ACCOUNT FOR THE YEAR 2016-2017**  
(01-04-2016 to 31-03-2017)

<b>PAYMENTS</b>	<b>AMOUNT RS.</b>
<b>PART-III (Non-Plan)</b>	
<b>SPECIFIC GRANTS :</b>	
<b>RECURRING :</b>	
<b>1 GOVERNMENT OF MAHARASHTRA :</b>	
A UNIVERSITY PROJECTS:.....	15,17,65,887
B INDIVIDUAL PROJECTS:.....	42,88,478
C SCHOLERSHIP & FELLOSHIPS:.....	5,300
<b>TOTAL:</b>	<b>15,60,59,665</b>
<b>2 GOVERNMENT OF INDIA :</b>	
A UNIVERSITY PROJECTS:.....	15,30,946
B INDIVIDUAL PROJECTS:.....	90,09,176
C SCHOLERSHIP & FELLOSHIPS:.....	33,01,526
<b>TOTAL:</b>	<b>1,38,41,648</b>
<b>3 UNIVERSITY GRANTS COMMISSION :</b>	
A UNIVERSITY PROJECTS:.....	3,11,41,709
B INDIVIDUAL PROJECTS:.....	40,76,394
C SCHOLERSHIP & FELLOSHIPS:.....	1,27,59,205
<b>TOTAL:</b>	<b>4,79,77,308</b>
<b>4 OTHER AGENCIES :</b>	
A UNIVERSITY PROJECTS:.....	63,31,135
B INDIVIDUAL PROJECTS:.....	24,15,378
C SCHOLERSHIP & FELLOSHIPS:.....	54,06,232
<b>TOTAL:</b>	<b>1,41,52,745</b>
<b>TOTAL RECURRING PART-III (Non-Plan)</b>	<b>23,20,31,366</b>
<b>(PART-III NON-PLAN)</b>	
<b>NON-RECURRING :</b>	
EQUIPMENTS & APPARATUS (GOM).....	49,23,053
BUILDING CONSTRUCTION (GOM).....	5,47,57,648
BOOKS (GOM).....	985
COMPUTERS AND APPARATUS (GOI).....	14,95,365
COMPUTERS AND APPARATUS (OTHER).....	3,06,000
COMPUTERS AND APPARATUS (UGC).....	2,915
BOOKS (UGC).....	1,33,800
EQUIPMENTS & APPARATUS (UGC).....	83,32,712
<b>TOTAL NON-RECURRING PART-III (Non-Plan)</b>	<b>6,99,52,478</b>
<b>PART-IV (PLAN)</b>	
<b>NON-RECURRING :</b>	
EQUIPMENTS & APPARATUS.....	23,60,750
BUILDING CONSTRUCTION.....	2,68,35,082
BOOKS.....	21,04,163
<b>TOTAL NON-RECURRING PART-IV (PLAN)</b>	<b>3,12,99,995</b>
<b>TOTAL NON-RECURRING</b>	<b>10,12,52,473</b>
<b>GRAND TOTAL</b>	<b>33,32,83,839</b>
<b>PART-IV (PLAN)</b>	
<b>RECURRING :</b>	
U.G.C. XI PLAN - SALARY.....	77,46,671
<b>TOTAL RECURRING PART-IV</b>	<b>77,46,671</b>
<b>GRAND TOTAL PART-III AND PART-IV</b>	<b>34,10,30,510</b>

**DR. BABASAHEB AMBEDKAR MARATHWADA UNIVERSITY**  
**RECEIPT AND PAYMENT ACCOUNT FOR THE YEAR 2016-2017**  
(01-04-2016 to 31-03-2017)

RECEIPTS	AMOUNT RS.
<b>PART-V (DEBTS,DEPOSITS,ADVANCES ETC.)</b>	
<b>(A) OTHER MISCELLANEOUS HEADS :</b>	
1 <b>ADVANCES :</b>	
(i) GENERAL	11,21,10,726
(ii) FESTIVAL	53,60,577
(iii) GENERAL , OSMANABAD	50,98,062
COMPUTER / MEDICLE / OTHER ADVANCE	13,972
2 DEPOSIT	1,70,98,687
3 PROFESSION TAX	19,70,488
4 SALES TAX	37,82,872
5 INCOME TAX	5,79,35,421
6 GPF	1,71,36,500
7 PF LOAN RECOVERY	42,76,585
8 DCPS	84,59,040
9 GSLIS PREMIUM	6,70,016
10 LIC PREMIUM	1,24,46,984
11 CTD - (HPO)	16,13,265
12 TEACHING STAFF CREDIT CO-OPERATIVE SOCIETY	1,10,28,091
13 NON TEACHING STAFF CREDIT CO-OPERATIVE SOCIETY	2,11,43,883
14 CENTRAL CONSUMER STORE	11,18,214
15 BANK LOAN RECOVERY	1,40,61,887
16 ROYALTY	13,00,897
17 DUSHKALGRAST SAHAYATA NIDHI - OSMANABAD	9,59,219
18 LABOUR CHARGES	16,07,517
19 INVESTMENT	1,05,96,95,586
20 INVESTMENT - OSMANABAD	52,12,719
21 RECONCILIATION EFFECT UPTO 16-17	12,86,74,842
<b>(B) TRANSFER OF FUND A/C</b>	
1 ENDOWMENT FUND A/C	10,12,981
2 DEVELOPMENT & PROGRAM FUND	9,31,28,937
3 BAMU AURANGABAD (OSMANABAD)	37,60,193
<b>(C) CLOSING BANK BALANCE</b>	
1 NON SALARY SAVING A/C	1,91,38,583
2 SALARY ACCOUNT - CURRENT A/C	2,10,79,591
<b>GRAND TOTAL:</b>	<b>3,45,86,36,155</b>

As per our Report of even date for M/s Indapurkar & Mundada Chartered Accountants  
Sd/-  
( MANOJ MUNDADA )



**DR. BABASAHEB AMBEDKAR MARATHWADA UNIVERSITY**  
**RECEIPT AND PAYMENT ACCOUNT FOR THE YEAR 2016-2017**

(01-04-2016 to 31-03-2017)

PAYMENTS	AMOUNT RS.
<b>PART-V (DEBTS, DEPOSITS, ADVANCES, ETC.)</b>	
<b>(A) OTHER MISCELLANEOUS HEADS :</b>	
1 <b>ADVANCES :</b>	
(i) GENERAL	17,67,04,414
(ii) FESTIVAL	88,44,934
(iii) GENERAL , OSMANABAD	3,98,176
COMPUTER / MEDICLE / OTHER ADVANCE	30,14,500
2 DEPOSIT (REFUND)	66,19,095
3 PROFESSION TAX	19,24,885
4 SALES TAX	38,54,268
5 INCOME TAX	5,79,01,868
6 GPF	1,70,73,900
7 PF LOAN RECOVERY	43,40,980
8 DCPS	1,06,58,537
9 GSLIS PREMIUM	6,66,821
10 LIC PREMIUM	1,23,81,884
11 CTD - (HPO)	17,18,300
12 TEACHING STAFF CREDIT CO-OPERATIVE SOCIETY	1,10,55,920
13 NON TEACHING STAFF CREDIT CO-OPERATIVE SOCIETY	2,11,38,911
14 CENTRAL CONSUMER STORE	11,17,714
15 BANK LOAN RECOVERY	1,12,18,947
16 ROYALTY	18,75,325
17 DUSHKALGRAST SAHAYATA NIDHI - OSMANABAD	3,70,000
19 INVESTMENT	1,14,48,63,803
20 INVESTMENT - OSMANABAD	16,47,815
21 RECONCILIATION EFFECT UPTO 16-17	14,32,68,063
22 RECONCILIATION EFFECT - OSMANABAD	2,39,948
23 INCOME AND EXPENDITURE ACCOUNT	63,565
<b>(B) TRANSFER OF FUND A/C</b>	
1 DEPRECIATION FUND A/C	10,55,02,461
2 DEVELOPMENT FUND	46,62,190
3 EMPLOYEES GROUP GRATUITY FUND	15,19,750
4 PROVIDENT FUND	36,87,830
<b>(C) CLOSING BALANCE:</b>	
1 CASH IN HAND	147
2 RUSA BANK A/C	63,40,684
3 G.O.I. - BANK OF MAHARASHTRA	25,854
4 DISASTER MANAGEMENT FUND A/C	2,22,711
5 VICE-CHANCELLOR CPF A/C 60009436553	9,189
6 APATKALIN VIDYARTHI SAHYATA NIDHI	8,01,334
7 CANARA BANK	7,583
8 NON-SALARY CURRENT A/C	15,20,56,879
9 AFFILIATION SAVING	63,619
10 EXAM. FEES ACCOUNT - 60267862780	3,51,800
11 UTY. - INDUSTRY A/C	2,31,872
12 BOM CURRENT A/C - OSMANABAD	2,13,509
13 BOM SCHOLARSHIP A/C - OSMANABAD	87,949
14 BOM - UDF A/C - OSMANABAD	87,598
15 BOM EARN AND LEARN A/C - OSMANABAD	38,536
16 DUSHKALGRAST SAHAYATA NIDHI A/C - OSMANABAD	7,07,746
<b>GRAND TOTAL:</b>	<b>3,45,86,36,155</b>

Sd/-  
DR. N. S. RATHI  
FINANCE & ACCOUNTS OFFICER

Sd/-  
PROF B. A. CHOPADE  
VICE-CHANCELLOR

**DR. BABASAHEB AMBEDKAR MARATHWADA UNIVERSITY**

**INCOME AND EXPENDITURE ACCOUNT FOR THE YEAR ENDED 31-3-2017**

EXPENDITURE	AMOUNT RS.
<b>TO ESTABLISHMENT CHARGES :</b>	
1 SALARY EXPENDITURE / DA / ARREARS (UNDER SALARY GRANTS)	49,03,40,146
2 SALARY EXPENDITURE - GENERAL FUND	4,59,65,441
3 SALARY - PLAN POST	77,46,671
4 CONTRACT BASIS WORK	5,33,28,699
5 CAMPUS SECURITY SYSTEM ( SECURITY GUARDS )	96,64,841
6 HONORARIUM / OT / OTHER SALARY EXPENSES - GENERAL FUND	1,22,05,640
<b>TO RECURRING EXPENSES :</b>	
7 CONTINGENCY / MISCELLANIOUS EXPENDITURE	24,17,197
8 PRINTING & STATIONERY / POSTAGE	89,87,594
9 REPAIR & MAINTENANCE TO COMPUTERS & EQUIPMENTS AND OTHER	72,21,837
10 TELEPHONE/ INTERNET/ ELECTRICITY/ E-LEARNING/ SOFTWARE	2,56,12,468
11 SELF SUPPORTED COURSES (SCHEDULE'J')	95,39,066
12 SANITARY MATERIAL	2,24,245
13 NEWSPAPERS / MONTHLY PERIODICALS	5,59,692
14 TRAVELING AND CONVEYANCE ALLOWANCES	53,30,280
15 EXAMINATION EXP (DEPARTMENTAL) / PET / PRE-ENTARENCE TEST	10,81,858
16 MERIT SCHOLARSHIP / RESEARCH SCHOLARSHIP / FELLOWSHIP	28,98,743
17 DIVISIONAL EDU & CULTURAL PROGRAM / FESTIVAL / SPORT	1,99,83,230
18 CONSUMABLE/CHEMICAL/ ANALYSIS/ RAW MATERIAL/ LAB --	1,66,72,188
19 WORKSHOP/ SEMINAR/ CONFERENCE/ TRAINING/ PLACEMENT/ CAMP---	53,64,533
20 REMUNERATION TO CHB / GUEST LECTURER / REWARD	42,90,029
21 REAS PROJECT / FACULTY RES / DOCUMENTATION / MANUSCRIPT	18,18,144
22 OTHER EXPENSES	3,21,71,120
23 GENERAL SCHEME OF TEACHING & RESEARCH (SCHEDULE'K')	4,48,35,604
24 REPAIR & MAINTENANCE TO BUILDING	1,89,88,098
25 INSURANCE PREMIUM	13,97,085
26 MUNICIPAL CORPORATION TAX - (PROPERTY /WATER SUPPLY )	26,78,527
27 MISCELLANEOUS EXPENDITURE (SCHEDULE'E')	1,47,79,959
28 EXAMINATION EXPENDITURE (SCHEDULE'D')	20,29,81,550
29 DEPRECIATION (SCHEDULE'H')	6,26,54,684
<b>SPECIFIC GRANTS:</b>	
GOVT. OF MAHARASHTRA	15,60,59,665
GOVT OF INDIA	1,38,41,648
UNIVERSITY GRANTS COMMISSION	4,79,77,308
OTHER AGENCIES	1,41,52,745
<b>EXCESS OF INCOME OVER EXPENDITURE TRANSFERRED TO B/S</b>	<b>17,98,69,626</b>
<b>TOTAL RS.</b>	<b>1,52,36,40,161</b>

Sd/-  
DR. N. S. RATHI  
FINANCE & ACCOUNTS OFFICER

Sd/-  
PROF B. A. CHOPADE  
VICE-CHANCELLOR

**DR. BABASAHEB AMBEDKAR MARATHWADA UNIVERSITY****INCOME AND EXPENDITURE ACCOUNT FOR THE YEAR ENDED 31-3-2017**

INCOME	AMOUNT RS.
<b>BY GRANTS TOWARDS SALARIES :</b>	
<b>GOVT. OF MAHARASHTRA :</b>	
i) SALARY GRANT	46,87,82,968
ii) GRANTS FOR REIMBURSEMENT OF MEDICAL AID	10,69,082
<b>BY FEES &amp; GRANTS :</b>	
GOVT. OF MAHARASHTRA :	42,26,64,879
TUITION FEES	3,36,49,400
OTHER FEES	15,46,60,989
MISCELLANEOUS RECEIPTS	17,37,02,052
SELF SUPPORTED COURSE	56,47,745
SALE OF UNIVERSITY PUBLICATION	83,48,871
LIBRARY RECEIPTS	8,20,781
UNIVERSITY PRESS RECEIPTS	17,60,239
<b>SPECIFIC GRANTS:</b>	
GOVT. OF MAHARASHTRA	16,80,72,954
GOVT OF INDIA	2,54,43,404
UNIVERSITY GRANTS COMMISSION	4,57,48,596
OTHER AGENCIES	1,32,68,201
<b>TOTAL RS.</b>	<b>1,52,36,40,161</b>

AS PER OUR REPORT OF EVEN DATE FOR M/S INDAPURKAR &amp; MUNDADA CHARTERED ACCOUNTANTS.

Sd/-  
MANOJ MUNDADA  
PARTNER



Dr. Babasaheb Ambedkar Marathwada University

BALANCE SHEET AS ON 31st MARCH 2017

		AMOUNT RS.	
31.03.2016	LIABILITIES	During the year	31.03.2017
1,21,67,350	GENERAL FUND:		1,21,67,350
8,43,222	GENERAL RESERVE FUND:		8,43,222
92,74,96,975	DEVELOPMENT GRANTS: (SPE PURPOSE)	92,74,96,975	
	PLAN	48,00,000	
	NON PLAN	7,16,58,297	1,00,39,55,272
3,54,38,018	DEPOSITS:	3,54,38,018	
	ADD : DURING THE YEAR	1,70,98,687	
	LESS : REFUND DURING THE YEAR	66,19,095	4,59,17,610
11,06,572	OTHER BALANCES :	11,06,572	
	ADD: CREDIT BALANCES :		
	INCOME TAX	33,553	
	PROFESSIONAL TAX	45,603	
	GPF	62,600	
	LIC	65,100	
	BANK LOAN RECOVERY	28,42,940	
	GSLIS CLAIM	3,195	
	NON-TEACHING STAFF SOCIETY	4,972	
	Dr B A M U C C STORE	500	
	LABOUR CHARGES	16,07,517	
	DUSHKALGRAST SAHAYATA NIDHI - O'BAD	5,89,219	
		52,55,199	
	LESS: DEBIT BALANCES :		
	SALE TAX	71,396	
	PF LOAN A/C	64,395	
	TEACHING STAFF SOCIETY	27,829	
	CTD	1,05,035	
	ROYALTY	5,74,428	
	DCPS	21,99,497	
		30,42,580	33,19,191
97,70,52,137	C/F		1,06,62,02,645



**Dr. Babasaheb Ambedkar Marathwada University**

**BALANCE SHEET AS ON 31st MARCH 2017**

		AMOUNT RS.	
31.03.2016	ASSETS	During the year	31.03.2017
<b>84,97,64,854</b>	<b>UNIVERSITY ESTATE:</b>	<b>84,97,64,854</b>	
	(i) OUT OF GENERAL FUND (SCH 'F')	6,94,20,254	
	(ii) OUT OF GRANT (SCH 'G')	8,15,92,730	
	LESS: DEP DURING YEAR (SCH 'H')	1,69,95,297	<b>98,37,82,541</b>
<b>19,91,308</b>	<b>UNIVERSITY PRESS:</b>	<b>19,91,308</b>	
	LESS: DEP DURING YEAR (SCH 'H')	99,565	<b>18,91,743</b>
<b>12,96,88,843</b>	<b>FURNITURE AND FITTING:</b>	<b>12,96,88,843</b>	
	(i) OUT OF GENERAL FUND (SCH 'F')	1,84,00,637	
	LESS: DEP DURING YEAR (SCH 'H')	51,87,554	<b>14,29,01,927</b>
<b>8,51,94,890</b>	<b>LIBRARY BOOKS :</b>	<b>8,51,94,890</b>	
	(i) OUT OF GENERAL FUND (SCH 'F')	80,33,005	
	(ii) OUT OF GRANT (SCH 'G')	22,38,948	
	LESS: DEP DURING YEAR (SCH 'H')	85,19,489	<b>8,69,47,354</b>
<b>22,59,34,931</b>	<b>SCI EQUIPMENT &amp; APPARATUS:</b>	<b>22,59,34,931</b>	
	(i) OUT OF GENERAL FUND (SCH 'F')	3,96,46,131	
	(ii) OUT OF GRANT (SCH 'G')	1,56,16,515	
	LESS: DEP DURING YEAR (SCH 'H')	1,12,96,747	<b>26,99,00,831</b>
<b>25,78,365</b>	<b>OTHER ASSET:</b>	<b>25,78,365</b>	
	LESS: DEP DURING YEAR (SCH 'H')	3,86,755	<b>21,91,610</b>
<b>3,83,53,632</b>	<b>COMPUTER &amp; PERIPHERALS:</b>	<b>3,83,53,632</b>	
	(i) OUT OF GENERAL FUND (SCH 'F')	1,45,69,908	
	(ii) OUT OF GRANT (SCH 'G')	18,04,280	
	LESS: DEP DURING YEAR (SCH 'H')	1,91,76,816	<b>3,55,51,004</b>
<b>66,16,408</b>	<b>VEHICLES:</b>	<b>66,16,408</b>	
	(i) OUT OF GENERAL FUND (SCH 'F')	2,05,000	
	LESS: DEP DURING YEAR (SCH 'H')	9,92,461	<b>58,28,947</b>
<b>1,34,01,23,231</b>	C/F		<b>1,52,89,95,955</b>



Dr. Babasaheb Ambedkar Marathwada University

BALANCE SHEET AS ON 31st MARCH 2017

		AMOUNT RS.	
31.03.2016	LIABILITIES	During the year	31.03.2017
97,70,52,137	B/F		1,06,62,02,645
10,23,317	DEPERECIATION FUND A/c :		10,23,317
2,55,87,00,077	Income & Expenditure Accounts: ADD : EXCESS OF INCOME OVER EXP DURING THE YEAR (BRS EFFECT) LESS : DURING THE YEAR	2,55,87,00,077 17,98,69,626 -1,48,33,169 63,565	2,72,36,72,969
10,50,000	COLLEGE RESERVE FUND :		10,50,000
16,22,39,172	TRANSFER OF FUND : ENDOWMENT FUND A/C DEVELOPMENT & PROGRAM FUND BAMU AURANGABAD (OSMANABAD)	16,22,39,172 10,12,981 9,31,28,937 37,60,193	26,01,41,283
64,11,082	CLOSING BALANCE: NON SALARY SAVING A/C SALARY ACCOUNT - CURRENT A/C	1,91,38,583 2,10,79,591	4,02,18,174
3,70,64,75,785		TOTAL RS.	4,09,23,08,388

Sd/-  
DR. N. S. RATHI  
FINANCE & ACCOUNTS OFFICER

Sd/-  
PROF. B. A. CHOPADE  
VICE-CHANCELLOR



Dr. Babasaheb Ambedkar Marathwada University

BALANCE SHEET AS ON 31st MARCH 2017

		AMOUNT RS.	
31.03.2016	ASSETS	During the year	31.03.2017
1,34,01,23,231	B/F		1,52,89,95,955
1,34,81,02,012	<b>INVESTMENT:</b>	<b>1,34,81,02,012</b>	
	ADD : DURING THE YEAR	1,14,48,63,803	
	LESS : ENCASHMENT DURING THE YEAR	1,05,96,95,586	
	ADD: DURING THE YEAR (OSMANABAD)	16,47,815	1,42,97,05,325
	LESS : ENCASHMENT (OSMANABAD)	52,12,719	
2,69,515	<b>DEPOSIT:</b>		2,69,515
16,74,76,860	<b>ADVANCES:</b>	<b>16,74,76,860</b>	
	ADD : DURING THE YEAR	18,89,62,024	
	LESS : DURING THE YEAR	12,25,83,337	23,38,55,547
3,75,00,000	<b>ADVANCES AGAINST CONSTRUCTION:</b>		3,75,00,000
58,53,62,805	<b>TRANSFER OF FUNDS:</b>	<b>58,53,62,805</b>	
	DEPRECIATION FUND A/C	10,55,02,461	
	DEVELOPMENT FUND	46,62,190	
	EMPLOYEES GROUP GRATUITY FUND	15,19,750	
	PROVIDENT FUND	36,87,830	70,07,35,036
22,76,41,362	<b>CLOSING BALANCE:</b>		
	CASH IN HAND	147	
	RUSA BANK A/C	63,40,684	
	G.O.I. - BANK OF MAHARASHTRA	25,854	
	DISASTER MANAGEMENT FUND A/C	2,22,711	
	VICE-CHANCELLOR CPF A/C 60009436553	9,189	
	APATKALIN VIDYARTHI SAHYATA NIDHI	8,01,334	
	CANARA BANK	7,583	
	NON-SALARY CURRENT A/C	15,20,56,879	
	AFFILIATION SAVING	63,619	
	EXAM. FEES ACCOUNT - 60267862780	3,51,800	
	UTY. - INDUSTRY A/C	2,31,872	
	<b>SUB CAMPUS - OSMANABAD:</b>		
	BOM CURRENT A/C - OSMANABAD	2,13,509	
	BOM SCHOLARSHIP A/C - OSMANABAD	87,949	
	BOM - UDF A/C - OSMANABAD	87,598	
	BOM EARN AND LEARN A/C - OSMANABAD	38,536	
	DUSHKALGRAST SAHAYATA NIDHI A/C - OS	7,07,746	16,12,47,010
3,70,64,75,785		<b>TOTAL RS.</b>	<b>4,09,23,08,388</b>

AS PER OUR REPORT OF EVEN DATE FOR M/S INDAPURKAR & MUNDADA CHARTERED ACCOUNTANTS.

Sd/-  
( MANOJ MUNDADA )  
PARTNER

DR. BABASAHEB AMBEDKAR MARATHWADA UNIVERSITY, AURANGABAD					
CONTINGENCY FUND ACCOUNT					
RECEIPT AND PAYMENT ACCOUNT FOR THE YEAR 2016-17					
RECEIPTS		AMOUNT Rs.	PAYMENTS		AMOUNT Rs.
TO OPENING BALANCE		1,487	BY INVESTMENT ACCOUNT		5,35,990
TO INTEREST		5,36,050	CLOSING BALANCE		
			CASH AT BANK		1,547
<b>TOTAL:</b>		<b>5,37,537</b>	<b>TOTAL:</b>		<b>5,37,537</b>
INCOME AND EXPENDITURE ACCOUNT FOR THE YEAR ENDED 31-3-2017					
EXPENDITURE		AMOUNT Rs.	INCOME		AMOUNT Rs.
TO EXCESS OF INCOME OVER EXPENDITURE TRANSFERRED TO B/S		5,36,050	BY INTEREST ON FDR		5,36,050
<b>TOTAL:</b>		<b>5,36,050</b>	<b>TOTAL:</b>		<b>5,36,050</b>
B/S AS ON 31 <sup>st</sup> MARCH 2017					
LIABILITIES		AMOUNT Rs.	ASSETS		AMOUNT Rs.
CONTINGENCIES FUND ACCOUNT		20,19,333	INVESTMENT :		
INCOME & EXPENDITURE A/C			AS PER LAST B/S	59,28,229	
AS PER LAST B/S	37,90,507		ADD: DURING THE YEAR	5,35,990	64,64,219
ADD: DURING THE YEAR	5,36,050	43,26,557			
TRANSFER OF FUNDS ACCOUNT:			CLOSING BALANCE		
AS PER LAST B/S		1,19,876	CASH AT BANK		1,547
<b>TOTAL:</b>		<b>64,65,766</b>	<b>TOTAL:</b>		<b>64,65,766</b>

AS PER OUR REPORT OF EVEN DATE FOR M/S INDAPURKAR &amp; MUNDADA CHARTERED ACCOUNTANTS

Sd/-  
DR. N. S. RATHI  
FINANCE & ACCOUNTS OFFICER

Sd/-  
PROF B. A. CHOPADE  
VICE-CHANCELLOR

Sd/-  
MANOJ MUNDADA  
PARTNER



DR. BABASAHEB AMBEDKAR MARATHWADA UNIVERSITY, AURANGABAD					
DEPRECIATION FUND ACCOUNT					
RECEIPT AND PAYMENT ACCOUNT FOR THE YEAR 2016-17					
RECEIPTS		AMOUNT Rs.	PAYMENT		AMOUNT Rs.
TO OPENING BALANCE		9,735	BY INVESTMENT ACCOUNTS		11,03,77,461
TO INTEREST ACCOUNT		51,532			
TO TRANSFER OF FUNDS		10,55,02,461			
CLOSING BALANCE : CASH AT BANK		48,13,733			
<b>TOTAL:</b>		<b>11,03,77,461</b>	<b>TOTAL:</b>		<b>11,03,77,461</b>
INCOME AND EXPENDITURE ACCOUNT FOR THE YEAR ENDED 31-3-2017					
EXPENDITURE		AMOUNT Rs.	INCOME		AMOUNT Rs.
TO EXCESS OF INCOME OVER EXPENDITURE TRANSFERRED TO B/S		51,532	BY INTEREST		51,532
<b>TOTAL:</b>		<b>51,532</b>	<b>TOTAL:</b>		<b>51,532</b>
B/S AS ON 31 <sup>st</sup> MARCH 2017					
LIABILITIES		AMOUNT Rs.	ASSETS		AMOUNT Rs.
DEPRECIATION FUND AS PER LAST B/S		45,87,719	INVESTMENT ACCOUNT		
INCOME AND EXPENDITURE ACCOUNT AS PER LAST B/S	14,54,53,731		AS PER LAST B/S	46,57,81,105	
ADD: DURING THE YEAR	51,532	14,55,05,263	ADD: DURING THE YEAR	11,03,77,461	57,61,58,566
GENERAL FUND : AS PER LAST B/S		10,39,440	PURCHASE OF ASSETS AS PER LAST B/S		31,61,930
TRANSFER OF FUND ACCOUNT AS PER LAST B/S	31,88,96,305		GRANT REC'BLE FROM STATE GOVT AS PER LAST B/S		2,14,441
ADD: TRANSFER OF FUNDS A/C	10,55,02,461	42,43,98,766	CONSTRUCTION BUILDING AS PER LAST B/S		8,09,984
CLOSING BALANCE : CASH AT BANK		48,13,733			
<b>TOTAL:</b>		<b>58,03,44,921</b>	<b>TOTAL:</b>		<b>58,03,44,921</b>

AS PER OUR REPORT OF EVEN DATE FOR M/S INDAPURKAR &amp; MUNDADA CHARTERED ACCOUNTANTS

Sd/-  
DR. N. S. RATHI  
FINANCE & ACCOUNTS OFFICER

Sd/-  
PROF B. A. CHOPADE  
VICE-CHANCELLOR

Sd/-  
MANOJ MUNDADA  
PARTNER

<b>DR. BABASAHEB AMBEDKAR MARATHWADA UNIVERSITY, AURANGABAD</b>					
<b>DEVELOPMENT AND PROGRAMME FUND ACCOUNT</b>					
<b>RECEIPT AND PAYMENT ACCOUNT FOR THE YEAR 2016-17</b>					
<b>RECEIPTS</b>		<b>AMOUNT Rs.</b>	<b>PAYMENTS</b>		<b>AMOUNT Rs.</b>
<b>TO OPENING BALANCE</b>		11328147			
TO INVESTMENT ACCOUNT		101868378	BY TRANSFER OF FUND ACCOUNT		9,31,28,937
TO INTEREST ON FDR		78,66,184	BY BANK CHARGES		77,816
TO BRS EFFECT 15-16		1,46,19,076	BY CLOSING BANK BALANCE		4,24,75,032
<b>TOTAL:</b>		<b>13,56,81,785</b>	<b>TOTAL:</b>		<b>13,56,81,785</b>
<b>INCOME AND EXPENDITURE ACCOUNT FOR THE YEAR ENDED 31-3-2017</b>					
<b>EXPENDITURE</b>		<b>AMOUNT Rs.</b>	<b>INCOME</b>		<b>AMOUNT Rs.</b>
TO EXCESS OF INCOME OVER EXP TRAN TO B/S		77,88,368	BY INTEREST		78,66,184
TO BANK CHARGES		77,816			
<b>TOTAL:</b>		<b>78,66,184</b>	<b>TOTAL:</b>		<b>78,66,184</b>
<b>B/S AS ON 31<sup>ST</sup> MARCH 2017</b>					
<b>LIABILITIES</b>		<b>AMOUNT Rs.</b>	<b>ASSETS</b>		<b>AMOUNT Rs.</b>
<b>DEVELOPMENT &amp; PROGRAME FUND</b>			<b>INVESTMENT ACCOUNT</b>		
AS PER LAST B/S		3,58,069	AS PER LAST B/S	10,18,68,378	
<b>TRANSFER OF FUND A/C</b>			<b>LESS: DURING THE YEAR</b>	10,18,68,378	0
AS PER LAST B/S	9,41,25,708				
<b>LESS: DURING THE YEAR</b>	9,31,28,937	9,96,771	<b>BOOKS</b>		
<b>INCOME &amp; EXPENDITURE A/C</b>			AS PER LAST B/S		25,171
BALANCE AS PER LAST B/S	1,87,52,519		DEPT OF JOURNALISM - 1 ISDN		14,600
<b>ADD: DURING THE YEAR</b>	77,88,368				
<b>ADD: BRS EFFECT 15-16</b>	1,46,19,076	4,11,59,963	<b>CLOSING BANK BALANCE</b>		4,24,75,032
<b>TOTAL:</b>		<b>4,25,14,803</b>	<b>TOTAL:</b>		<b>4,25,14,803</b>

AS PER OUR REPORT OF EVEN DATE FOR M/S INDAPURKAR &amp; MUNDADA CHARTERED ACCOUNTANTS

Sd/-  
DR. N. S. RATHI  
FINANCE & ACCOUNTS OFFICER

Sd/-  
PROF B. A. CHOPADE  
VICE-CHANCELLOR

Sd/-  
MANOJ MUNDADA  
PARTNER

DR. BABASAHEB AMBEDKAR MARATHWADA UNIVERSITY, AURANGABAD					
DEVELOPMENT FUND ACCOUNT					
RECEIPT AND PAYMENT ACCOUNT FOR THE YEAR 2016-17					
RECEIPTS		AMOUNT Rs.	PAYMENTS		AMOUNT Rs.
TO OPENING BALANCE		17,31,344	BY INVESTMENTS A/C		1,11,56,367
TO 7 % DEDUCTION FROM REMUNERATION OF EXAMINERS		44,91,097	BY BRS EFFECT 15-16		87,000
TO INTEREST ACCOUNT		37,581			
TO DEVELOPMENT FUNDS		14,543			
TO TRANSFER OF FUNDS		46,62,190			
CLOSING BALANCE		3,06,612			
TOTAL:		1,12,43,367	TOTAL:		1,12,43,367
INCOME AND EXPENDITURE ACCOUNT FOR THE YEAR ENDED 31-3-2017					
EXPENDITURE		AMOUNT Rs.	INCOME		AMOUNT Rs.
TO EXCESS OF INCOME OVER EXPENDITURE TRF TO B/S		37,581	BY INTEREST		37,581
TOTAL:		37,581	TOTAL:		37,581
B/S AS ON 31 <sup>st</sup> MARCH 2017					
LIABILITIES		AMOUNT Rs.	ASSETS		AMOUNT Rs.
DEVELOPMENT FUND A/C			INVESTMENT ACCOUNT		
AS PER LAST B/S	3,70,18,277		AS PER LAST B/S	6,12,36,571	
ADD : DURING THE YEAR	45,05,640	4,15,23,917	ADD : DURING THE YEAR	1,11,56,367	7,23,92,938
INCOME AND EXPENDITURE A/C			CREATION OF ASSETS		
AS PER LAST B/S	2,29,18,727		(A) CHEMICAL TECHNOLOGY		
ADD : DURING THE YEAR			AS PER LAST B/S		13,13,624
EXCESS OF INCOME OVER EXP	37,581		(B) ELEC & COMPUTER SCIENCE		
LESS : BRS EFFECT 15-16	87,000	2,28,69,308	EQUIPMENTS AND SOFTWARE'S		
TRANSFER OF FUNDS			AS PER LAST B/S		16,14,260
ADD : DURING THE YEAR	71,02,515		(C] CONS OF TEACHERS BHAVAN		
	46,62,190	1,17,64,705	AS PER LAST B/S		11,43,720
CLOSING BALANCE		3,06,612			
TOTAL:		7,64,64,542	TOTAL:		7,64,64,542

AS PER OUR REPORT OF EVEN DATE FOR M/S INDAPURKAR &amp; MUNDADA CHARTERED ACCOUNTANTS

Sd/-  
DR. N. S. RATHI  
FINANCE & ACCOUNTS OFFICER

Sd/-  
PROF B. A. CHOPADE  
VICE-CHANCELLOR

Sd/-  
MANOJ MUNDADA  
PARTNER

<b>DR. BABASAHEB AMBEDKAR MARATHWADA UNIVERSITY, AURANGABAD</b>					
<b>EMPLOYEES GROUP GRATUITY FUND ACCOUNT</b>					
<b>RECEIPT AND PAYMENT ACCOUNT FOR THE YEAR 2016-17</b>					
<b>RECEIPTS</b>		<b>AMOUNT Rs.</b>	<b>PAYMENTS</b>		<b>AMOUNT Rs.</b>
<b>TO OPENING BALANCE</b>		9,76,209	BY INVESTMENT ACCOUNT		18,94,514
TO INTEREST ACCOUNT		27,364	BY RENUAL PREMIUM(DCRG)		89,29,740
PENSION CUM-GRATUITY SCHEME		96,07,063	BY BANK CHARGES		5,520
TO RENEWAL PREMIUM		5,790	PENSION CUM-GRATUITY SCHEME		2,00,000
TO TRANSFER OF FUND		15,19,750	BY BRS EFFECT 2015-16		7,32,720
			<b>CLOSING BALANCE</b>		3,73,682
<b>TOTAL:</b>		<b>1,21,36,176</b>	<b>TOTAL:</b>		<b>1,21,36,176</b>
<b>INCOME AND EXPENDITURE ACCOUNT FOR THE YEAR ENDED 31-3-2017</b>					
<b>EXPENDITURE</b>		<b>AMOUNT Rs.</b>	<b>INCOME</b>		<b>AMOUNT Rs.</b>
BANK CHARGES		5,520	BY INTEREST		27,364
BRS EFFECT 2015-16		7,32,720	BY EXCESS OF EXP OVER INCOME TRAN TO B/S		7,10,876
<b>TOTAL:</b>		<b>7,38,240</b>	<b>TOTAL:</b>		<b>7,38,240</b>
<b>B/S AS ON 31<sup>ST</sup> MARCH 2017</b>					
<b>LIABILITIES</b>		<b>AMOUNT Rs.</b>	<b>ASSETS</b>		<b>AMOUNT Rs.</b>
<b>GRATUITY FUND ACCOUNT</b>			<b>PREMIUM ACCOUNT</b>		58,80,591
BALANCE AS PER LAST B/S		66,04,895	BALANCE AS PER LAST B/S		
<b>INCOME &amp; EXPENDITURE ACCOUNT</b>			<b>INVESTMENT ACCOUNT</b>		
BALANCE AS PER LAST B/S		1,89,23,355	AS PER LAST B/S		2,13,06,166
LESS: DURING THE YEAR		7,10,876	<b>ADD: DURING THE YEAR</b>		18,94,514
<b>PREMIUM-CUM-GRATUITY</b>					
BALANCE AS PER LAST B/S		6,03,354			
<b>ADD: DURING THE YEAR</b>		96,12,853			
<b>LESS: SETTLEMENT DURING YEAR</b>		89,29,740			
<b>LESS: REC AMT FRM JD DURING YEAR</b>		2,00,000			
<b>TRANSFER OF FUNDS A/C</b>		10,86,467			
ADD: DURING THE YEAR		15,19,750	<b>CLOSING BALANCE</b>		
			CASH AT BANK		3,73,682
<b>TOTAL:</b>		<b>2,94,54,953</b>	<b>TOTAL:</b>		<b>2,94,54,953</b>

AS PER OUR REPORT OF EVEN DATE FOR M/S INDAPURKAR &amp; MUNDADA CHARTERED ACCOUNTANTS

Sd/-  
DR. N. S. RATHI  
FINANCE & ACCOUNTS OFFICER

Sd/-  
PROF B. A. CHOPADE  
VICE-CHANCELLOR

Sd/-  
MANOJ MUNDADA  
PARTNER

DR. BABASAHEB AMBEDKAR MARATHWADA UNIVERSITY, AURANGABAD				
ENDOWMENT FUND ACCOUNT				
RECEIPT AND PAYMENT ACCOUNT FOR THE YEAR 2016-17				
RECEIPTS	AMOUNT Rs.	PAYMENT	AMOUNT Rs.	
<b>OPENING BALANCE:</b>	3,46,544	BY INVESTMENT A/C	42,24,612	
TO DR. N.G. PALASKAR - INSPIRATIONAL PRIZE	50,000	BY R N BAGLA SCHOLARSHIP	1,75,000	
TO KHANOLKAR D.D. - INSPIRATIONAL PRIZE	1,00,000	BY WOCKHARDT RESEARCH FELLOWSHIP	75,000	
TO ENDRESS + HOUSER PVT LTD SCHOLARSHIP	5,00,000	BY ENDRESS + HOUSER PVT LTD SCHOLARSHIP	5,50,000	
TO R N BAGLA SCHOLARSHIP	2,00,000	BY GOVINDBHAI SHROFF SCHOLARSHIP	25,000	
TO SWAMI RAMANAND TEERTH - GOLD MEDAL	1,00,000	BY CASH PRIZE	1,65,754	
TO WOCKHARDT LTD. FELLOWSHIP	1,10,000	BY BANK CHARGES	11,270	
TO DONATION FOR CHANCELLORS GOLD MEDAL	5,000	BY TRANSFER OF FUND	10,12,981	
TO INTEREST	52,18,861			
TO BRS EFFECT 2015-16	91,059	<b>CLOSING BANK BALANCE</b>	4,81,847	
<b>TOTAL:</b>	<b>67,21,464</b>	<b>TOTAL:</b>	<b>67,21,464</b>	
INCOME AND EXPENDITURE ACCOUNT FOR THE YEAR ENDED 31-3-2017				
EXPENDITURE	AMOUNT Rs.	INCOME	AMOUNT Rs.	
TO BANK CHARGES	11,270	BY GRANT RECEIVED FROM CHANCELLOR'S OFFICE	5,000	
TO PRIZES EXPENDITURE	9,90,754	BY PRIZE, DONATION AND SCHOLERSHIP	10,60,000	
TO EXCESS OF INCOME OVER EXP TRF TO B/S	53,72,896	BY INTERST	52,18,861	
		BY BRS EFFECT 2015-16	91,059	
<b>TOTAL:</b>	<b>63,74,920</b>	<b>TOTAL:</b>	<b>63,74,920</b>	
B/S AS ON 31ST MARCH 2017				
LIABILITIES	AMOUNT	ASSETS	AMOUNT Rs.	
<b>ENDOWMENT FUND</b>		<b>INVESTMENT ACCOUNT</b>		
BALANCE AS PER LAST B/S	50,41,731	AS PER LAST B/S	1,38,62,429	
<b>PRIZES PAYABLE ACCOUNT</b>		DURING THE YEAR	42,24,612	1,80,87,041
BALANCE AS PER LAST B/S	14,306	<b>TRANSFER OF FUNDS :</b>		
<b>INCOME AND EXPENDITURE A/C</b>		DURING THE YEAR	10,12,981	
AS PER LAST B/S	76,06,374	LESS: BALANCE AS PER LAST B/S	6,77,743	3,35,238.00
<b>ADD: EXCESS OF INCOME OVER EXP</b>	53,72,896	<b>CLOSING BALANCE</b>		4,81,847
<b>FELLOWSHIP SCHOLARSHIP</b>	8,68,819			
<b>TOTAL:</b>	<b>1,89,04,126</b>	<b>TOTAL:</b>	<b>1,89,04,126</b>	

AS PER OUR REPORT OF EVEN DATE FOR M/S INDAPURKAR &amp; MUNDADA CHARTERED ACCOUNTANTS

Sd/-  
DR. N. S. RATHI  
FINANCE & ACCOUNTS OFFICER

Sd/-  
PROF. B. A. CHOPADE  
VICE-CHANCELLOR

Sd/-  
MANOJ MUNDADA  
PARTNER

DR. BABASAHEB AMBEDKAR MARATHWADA UNIVERSITY, AURANGABAD					
MAHATMA JYOTIBA PHULE STATUE ACCOUNT					
RECEIPT AND PAYMENT ACCOUNT FOR THE YEAR 2016-17					
RECEIPTS		AMOUNT Rs.	PAYMENTS		AMOUNT Rs.
TO INTEREST		3,355	BY INVESTMENT ACCOUNT		3,355
<b>TOTAL:</b>		<b>3,355</b>	<b>TOTAL:</b>		<b>3,355</b>
B/S AS ON 31 <sup>st</sup> MARCH 2017					
LIABILITIES		AMOUNT Rs.	ASSETS		AMOUNT Rs.
<b>STATUE FUND:</b>			<b>INVESTMENT ACCOUNT:</b>		
AS PER LAST B/S		54,902	AS PER LAST B/S	42,058	
			<b>ADD: DURING THE YEAR</b>	3,355	45,413
<b>INCOME &amp; EXPENDITURE</b>			<b>M.J. PHULE STATUE</b>		
AS PER LAST B/S	1,74,789		AS PER LAST B/S		46,658
<b>ADD: DURING THE YEAR</b>	3,355	1,78,144	<b>TRANSFER OF FUNDS</b>		1,40,975
<b>TOTAL:</b>		<b>2,33,046</b>	<b>TOTAL:</b>		<b>2,33,046</b>

AS PER OUR REPORT OF EVEN DATE FOR M/S INDAPURKAR &amp; MUNDADA CHARTERED ACCOUNTANTS

Sd/-  
DR. N. S. RATHI  
FINANCE & ACCOUNTS OFFICER

Sd/-  
PROF B. A. CHOPADE  
VICE-CHANCELLOR

Sd/-  
MANOJ MUNDADA  
PARTNER

<b>DR. BABASAHEB AMBEDKAR MARATHWADA UNIVERSITY, AURANGABAD</b>					
<b>PROVIDENT FUND ACCOUNT</b>					
<b>RECEIPT AND PAYMENT ACCOUNT FOR THE YEAR 2016-17</b>					
<b>RECEIPTS</b>		<b>AMOUNT Rs.</b>	<b>PAYMENTS</b>		<b>AMOUNT Rs.</b>
<b>OPENING BALANCE: CASH AT BANK</b>		91,80,713	<b>BY INVESTMENT ACCOUNT</b>		20,15,057
<b>TO PF LOAN A/C : REC FROM JT DIR</b>			<b>BY P.F. LOAN ACCOUNT</b>		
REFUNDABLE	28,82,020		REFUNDABLE	28,82,020	
NON-REFUNDABLE	1,21,58,568		NON-REFUNDABLE	1,21,58,568	
FINAL SETTLEMENT	3,01,91,958		FINAL SETTLEMENT	2,50,16,536	4,00,57,124
EMP ON LIEN	1,50,000	4,53,82,546			
<b>TO INDIVIDUAL ACCOUNTS</b>			<b>BY INDIVIDUAL A/C REMITTANCE TO</b>		
G.P.F. SCHEME		59,800	<b>JOINT DIRECTOR (H.E.G.)</b>		
			G.P.F. SCHEME	2,78,171	
			PRESS FAMILY PENSION	4,76,102	7,54,273
<b>TO INTEREST A/C</b>		2,34,822			
<b>TO TRANSFER OF FUND</b>		36,87,830	BY BANK CHARGES		5,878
			BY BRS EFFECT 2015-16		31,10,808
			<b>CLOSING BALANCE: CASH AT BANK</b>		1,26,02,571
<b>Total Rs.</b>		<b>5,85,45,711</b>	<b>Total Rs.</b>		<b>5,85,45,711</b>
<b>INCOME AND EXPENDITURE ACCOUNT FOR THE YEAR ENDED 31-3-2017</b>					
<b>EXPENDITURE</b>		<b>AMOUNT Rs.</b>	<b>INCOME</b>		<b>AMOUNT Rs.</b>
BY BANK CHARGES		5,878			
TO EXCESS INCOME OVER EXPENDITURE		2,28,944	BY INTEREST		2,34,822
<b>TOTAL:</b>		<b>2,34,822</b>	<b>TOTAL:</b>		<b>2,34,822</b>

<b>DR. BABASAHEB AMBEDKAR MARATHWADA UNIVERSITY, AURANGABAD</b>					
<b>PROVIDENT FUND ACCOUNT</b>					
<b>B/S AS ON 31st MARCH 2017</b>					
<b>LIABILITIES</b>		<b>AMOUNT Rs.</b>	<b>ASSETS</b>		<b>AMOUNT Rs.</b>
<b>PROVIDENT FUND : INDIVIDUAL A/C</b>			<b>INVESTMENT ACCOUNT</b>		
BALANCE AS PER LAST B/S	1,32,96,681		BALANCE AS PER LAST B/S	4,05,27,749	
<b>ADD: DURING THE YEAR</b>			<b>ADD: DURING THE YEAR</b>	20,15,057	4,25,42,806
SUBSCRIPTION TO G.P.F. A/C	59,800				
<b>LESS: PAYMENTS</b>			<b>PROVIDENT FUND LOAN ACCOUNT</b>		
SUBSCRIPTION TO G.P.F. A/C	7,54,274	1,26,02,207	BALANCE AS PER LAST B/S	-27,53,646	
<b>INCOME AND EXPENDITURE A/C</b>			<b>ADD: PAYMENTS MADE DURING YEAR</b>	4,00,57,124	
BALANCE AS PER LAST B/SS	3,66,35,871		<b>LESS: RECOVERY OF LOAN FROM EMP.</b>	4,53,82,546	-80,79,068
<b>ADD: DURING THE YEAR</b>	2,28,945				
<b>LESS: BRS EFFECT</b>	31,10,808	3,37,54,008	<b>REMITTANCE TO JOINT DIR. GRANT</b>		
			BALANCE AS PER LAST B/S		71,62,268
<b>TRANSFER OF FUNDS A/C</b>	47,58,476		<b>UNIVERSITY PRESS EMPLOYEES</b>		
<b>ADD: DURING THE YEAR</b>	36,87,830	84,46,306.00	<b>PROVIDENT FUND ACCOUNT</b>		
			BALANCE AS PER LAST B/S		5,73,944
			<b>ADD: DURING YEAR</b>		
			<b>CLOSING BALANCE</b>		
			CASH AT BANK		1,26,02,571
<b>TOTAL:</b>		<b>5,48,02,521</b>	<b>TOTAL:</b>		<b>5,48,02,521</b>

AS PER OUR REPORT OF EVEN DATE FOR M/S INDAPURKAR &amp; MUNDADA CHARTERED ACCOUNTANTS

Sd/-  
DR. N. S. RATHI  
FINANCE & ACCOUNTS OFFICER

Sd/-  
PROF B. A. CHOPADE  
VICE-CHANCELLOR

Sd/-  
MANOJ MUNDADA  
PARTNER



<b>DR. BABASAHEB AMBEDKAR MARATHWADA UNIVERSITY, AURANGABAD</b>			
<b>RELIEF FUND ACCOUNT</b>			
<b>RECEIPT AND PAYMENT ACCOUNT FOR THE YEAR 2016-17</b>			
<b>RECEIPTS</b>	<b>AMOUNT Rs.</b>	<b>PAYMENT</b>	<b>AMOUNT Rs.</b>
<b>OPENING BALANCE:</b>	223	BY INVESTMENT ACCOUNT	12,583
TO INTEREST ACCOUNT	12,583	BY BANK CHARGES	54
		<b>CLOSING BALANCE</b>	169
<b>TOTAL:</b>	<b>12,806</b>	<b>TOTAL:</b>	<b>12,806</b>
<b>INCOME AND EXPENDITURE ACCOUNT FOR THE YEAR ENDED 31-3-2017</b>			
<b>EXPENDITURE</b>	<b>AMOUNT Rs.</b>	<b>INCOME</b>	<b>AMOUNT Rs.</b>
TO BANK CHARGES	54		
TO EXCESS OF INCOME OVER EXPENDITURE	12,529	BY INTEREST	12,583
TO TRANSFERRED TO B/S			
<b>TOTAL:</b>	<b>12,583</b>	<b>TOTAL:</b>	<b>12,583</b>

<b>DR. BABASAHEB AMBEDKAR MARATHWADA UNIVERSITY, AURANGABAD</b>					
<b>RELIEF FUND ACCOUNT</b>					
<b>B/S AS ON 31st MARCH 2017</b>					
<b>LIABILITIES</b>		<b>AMOUNT Rs.</b>	<b>ASSETS</b>		<b>AMOUNT Rs.</b>
<b>RELIEF FUND ACCOUNT:</b> AS PER LAST B/S		89,702	<b>INVESTMENTS</b> AS PER LAST B/S	1,57,717	
<b>INCOME AND EXPENDITURE A/C</b> AS PER LAST B/S	5,91,105		<b>ADD: DURING THE YEAR</b>	12,583	1,70,300
<b>ADD: DURING THE YEAR</b>	12,529	6,03,634	<b>TRANSFER OF FUNDS</b> AS PER LAST B/S	5,30,157	5,30,157
<b>DISASTER MNGT-AAPATKALIN NIDHI</b> AS PER LAST B/S		7,290	<b>CLOSING BALANCE</b>		169
<b>TOTAL:</b>		<b>7,00,626</b>	<b>TOTAL:</b>		<b>7,00,626</b>

AS PER OUR REPORT OF EVEN DATE FOR M/S INDAPURKAR &amp; MUNDADA CHARTERED ACCOUNTANTS

Sd/-  
DR. N. S. RATHI  
FINANCE & ACCOUNTS OFFICER

Sd/-  
PROF B. A. CHOPADE  
VICE-CHANCELLOR

Sd/-  
MANOJ MUNDADA  
PARTNER

**DR. BABASAHEB AMBEDKAR MARATHWADA UNIVERSITY, AURANGABAD**  
**STATEMENT SHOWING THE RECEIPT (GENERAL FUND) FOR THE YEAR 2016-2017**  
**SCHEDULE ' A '**

SR. NO.	PARTICULARS	RECEIPT
<b>1</b>	<b>EXAMINATION FEES :</b>	
1	ARTS & SOCIAL FACULTY	7,17,32,933
2	SCIENCE FACULTY	8,58,03,060
3	ENGINEERING FACULTY	2,48,59,444
4	COMMERCE FACULTY	2,79,34,980
5	MANAGEMENT SCIENCE FACULTY	1,21,62,341
6	LIBRARY AND INFORMATION SCIENCE FACULTY	96,028
7	LAW FACULTY	5,99,810
8	EDCUATION FACULTY	25,51,387
9	PHYSICAL EDUCATION FACULTY	7,69,509
10	FINE ART FACULTY	1,69,295
11	ADMINISTRATIVE & PROCESSING / CENTRAL ASSESSMENT CHARGES	1,98,17,632
12	COMPUTER CHARGES	26,51,530
13	ENVIRONMENTAL FEES - FACULTY OF SCIENCE	26,60,180
14	PRACTICAL FEES	1,69,82,774
15	DISSERTATION / PROJECT / SYNOPSIS FEES	24,30,440
16	RECOUNTING / MODERATION / REVALUATION / REDRESAL	79,72,335
17	LATE FEES / FINE	47,56,458
18	EXTERNAL CANDIDATE FEES	9,30,866
19	MARKS MEMO / SALE OF RESULT SHEET	2,88,02,475
20	SUB-CAMPUS OSMANABAD	5,59,399
21	ONLINE EXAM FEES	8,61,90,643
22	REIMBURSEMENT OF EXAM FEES OF STUDENTS FROM DROUGHT AREA	2,22,31,360
	<b>TOTAL:</b>	<b>42,26,64,879</b>
<b>2</b>	<b>TUITION FEES :</b>	
1	MARATHI	30,561
2	HINDI	27,640
3	ENGLISH	51,071
4	URDU	1,31,871
5	PALI & BUDDHISIM	55,385
6	FOREIGN LANGUAGES	1,82,900
7	SANSKRIT	13,330
8	HISTORY	62,542
9	GEOGRAPHY	81,355
10	POLITICAL SCIENCE	26,417
11	SOCIOLOGY	19,731
12	PUBLIC ADMINISTRATION	29,491
13	ECONOMICS	20,451
14	PSYCHOLOGY	1,98,027
15	JOURNALISM	7,08,513
16	LIBRARY & INFORMATION SCIENCE	11,386
17	COMMERCE	1,42,162
18	MANAGEMENT SCIENCE	24,69,190
19	TOURISM ADMIN	77,381
20	MATHEMATICS	85,700
21	STATISTICS	15,040
22	ZOOLOGY	30,821
23	PHYSICS	78,293
24	B VOC M VOC	3,21,878
25	NANO TECHNOLOGY	1,09,362
26	CHEMISTRY	2,89,052
27	BIOCHEMISTRY	1,80,427
28	BOTANY	33,220
29	ENVIRONMENTAL SCIENCE	34,522
30	CHEMICAL TECHNOLOGY	6,87,050
31	PRINTING TECH AND GRAPHIC ARTS	23,831
32	COMPUTER SCIENCE	7,95,974
33	INFORMATION TECHNOLOGY	2,17,042
34	M.C.A.	14,31,039

**DR. BABASAHEB AMBEDKAR MARATHWADA UNIVERSITY, AURANGABAD**  
**STATEMENT SHOWING THE RECEIPT (GENERAL FUND) FOR THE YEAR 2016-2017**  
**SCHEDULE ' A '**

SR. NO.	PARTICULARS	RECEIPT
35	EDUCATION	1,00,507
36	PHYSICAL EDUCATION	8,40,538
37	LAW	54,662
38	DRAMATICS	1,63,742
39	FINE ARTS	8,38,148
40	MUSIC	19,922
41	DANCE	5,000
42	LIBERAL ART	16,350
43	B ED / M ED VOCATIONAL	17,810
44	TARABAI SHINDE WOMENS STUDIES CENTRE	36,721
45	Ph. D. FEES	1,86,78,043
46	M.PHIL FEES	7,56,346
47	PRE IAS COACHING CENTRE	1,06,000
48	GOPINATHRAO MUNDE NATIONAL INSTITUTE OF RURAL DEV & RES	52,800
49	SUB-CAMPUS OSMANABAD	32,90,156
	<b>TOTAL:</b>	<b>3,36,49,400</b>
<b>3</b>	<b>OTHER FEES :</b>	
1	AFFILIATION FEES	5,49,94,873
2	CONVOCATION FEES	2,22,47,881
3	MIGRATION CERTIFICATE / ELIGIBILITY FEES	82,20,753
4	MERIT /INTERNSHIP /PROVISIONAL /PASSING /PH D /TRANSCRIPT / T C	39,52,679
5	RECOGNITION FEES-P.G.TEACHER & PH.D. GUIDE	2,26,450
6	E- SERVICE FEES	1,17,33,220
7	N S S	3,85,957
8	DISASTER MANAGEMENT ( APAT KALIN NIDHI)	23,59,410
9	SPORTS FEES	3,68,855
10	STUDENT WELFARE FUND	23,58,689
11	ASHWAMEDH TOURNAMENT	9,43,798
12	AVISHKAR	9,42,752
13	INDRADHANUSHYA FEES	1,10,44,094
14	AVHAN	9,42,872
15	ABHIYAN	9,50,146
16	UNIVERSITY	9,42,433
17	YOUTH FESTIVAL FEES	60,41,878
18	STUDENT SAFETY INSURANCE	1,50,860
19	REGISTRATION FEES	13,71,962
20	ENTRANCE TEST / PET FEES	82,44,310
21	GYMKHANA FEES	56,30,625
22	LIBRARY FEES	2,17,000
23	LABORATORY FEES	1,48,294
24	MEDICAL EXAMINATION FEES	46,65,955
25	LATE VASANTRAO KALE S S Y EARN AND LEARN FEES	12,04,659
26	OTHER CHARGES	29,47,744
27	SUB-CAMPUS OSMANABAD	14,22,840
	<b>TOTAL:</b>	<b>15,46,60,989</b>
<b>4</b>	<b>MISCELLANEOUS RECEIPTS :</b>	
1	UNIVERSITY QUARTERS / BUILDING / ELECTRICITY / WATER CHARGES	8,83,224
2	UNIV. GUEST HOUSE RECEIPTS- RENT/SERVICE CHARGES	17,36,137
3	CANTEEN / MESS RENT	2,59,992
4	RENT FOR UNIV. HOSTELS	24,13,819
5	RENT OF AUDITORIUM / CFC HALL	3,47,405
6	RENT OF POST-OFFICE	3,240
7	RENT OF LAND / LEASE	1,19,913
8	BAD-MINTON CHARGES	1,54,500
9	ENTRY FEES	45,236
10	ANALYSIS SERVICES	34,750
11	HEALTH CENTER - MEDICINES CHARGES	50,694
12	GOWN HIRE CHARGES	3,750
13	ELECTION / NOMINATION FEES	1,325

**DR. BABASAHEB AMBEDKAR MARATHWADA UNIVERSITY, AURANGABAD**  
**STATEMENT SHOWING THE RECEIPT (GENERAL FUND) FOR THE YEAR 2016-2017**  
**SCHEDULE ' A '**

SR. NO.	PARTICULARS	RECEIPT
14	TENDER FORM FEES	9,900
15	INFORMATION ACT RECEIPT	16,174
16	INTEREST ON FDR / DIVIDEND	15,86,01,029
17	RECRUITMENT PROCESSING CHARGES	9,79,840
18	INSURANCE CLAIM RECEIPT	2,90,764
19	SALE OF WASTE PAPERS / SCRAP MATERIAL	20,40,632
20	EARN AND LEARN SCHEME	14,02,523
21	CAMPUS DEVELOPMENT AND FRUIT PLANTATION	3,34,635
22	SUNDRY RECEIPTS	18,49,852
23	SUB-CAMPUS OSMANABAD	21,22,718
	<b>TOTAL:</b>	<b>17,37,02,052</b>
<b>5</b>	<b>SELF SUPPORTED COURSE :</b>	
1	SELF SUPPORTED COURSE	56,47,745
	<b>TOTAL:</b>	<b>56,47,745</b>
<b>6</b>	<b>SALE OF UNIVERSITY PUBLICATIONS :</b>	
1	SALE OF UNIVERSITY PUBLICATION AND VARIOUS FORMS	83,48,871
	<b>TOTAL:</b>	<b>83,48,871</b>
<b>7</b>	<b>UNIVERSITY LIBRARY :</b>	
1	LIBRARY CASUAL MEMBER FEES	16,100
2	LIBRARY INTERNET LAB	34,032
3	REMOTE ACCESS FEES	5,29,400
4	MISSING SMART CARD	13,550
5	LIBRARY XEROXING CHARGES	15,712
6	RECOVERY OF COST OF LOST BOOKS	79,804
7	RECOVERY OF FINE FROM STUDENTS	1,32,183
	<b>TOTAL:</b>	<b>8,20,781</b>
<b>8</b>	<b>UNIVERSITY PRESS :</b>	
1	MINUTES, SYLLABI ETC.	17,60,239
		<b>17,60,239</b>
	<b>TOTAL RECEIPT (GENERAL FUND):</b>	<b>80,12,54,956</b>

Sd/-  
**DR. N. S. RATHI**  
 FINANCE & ACCOUNTS OFFICER

**DR. BABASAHEB AMBEDKAR MARATHWADA UNIVERSITY, AURANGABAD**  
**STATEMENT SHOWING THE SALARY EXPENDITURE FOR THE YEAR 2016-2017**  
**SCHEDULE ' B '**

<b>Sr.No.</b>	<b>Name of the Section / Department</b>	<b>Salary Expenditure</b>
1	<b>UNIVERSITY OFFICE :</b>	
	VICE-CHANCELLOR / REGISTRAR	2068540
2	<b>ADMINISTRATIVE STAFF :</b>	
	(A) ACADEMIC SECTION	9965910
	(b) P.G. SECTION	3801120
	(c) EXAMINATION SECTION	25257493
	(d) FINANCE AND ACCOUNTS SECTION	13039968
	(e) ESTABLISHMENT SECTION	24916730
	(f) PRE-AUDIT SECTION	1132642
	(g) OTHER STAFF	10015651
	(h) STATISTICAL UNIT	4842524
	(i) SPECIAL CELL	1010560
3	CHANGE IN PAY SCALE /LTC / MLTC /LEAVE ENCASHMENT	14333823
4	ARREARS / DEARNNESS ALLOWANCES Etc.	16844523
5	LIFELONG EDUCATION AND EXTENSION DEPARTMENT	4922589
6	NATIONAL SERVICE SCHEME	488788
7	COLLEGE TRIBUNAL	3859358
8	USIC - SERVICE AND INSTRUMENTATION CENTER	3280598
9	BOARD OF EXTRA MURAL STUDIES	1508438
10	UNIVERSITY GARDEN	7121826
11	EMPLOYMENT INFORMATION & GUIDANCE BUREAU	740278
12	CENTRAL WORKSHOP	3159566
13	UNIVERSITY LIBRARY	17643235
14	UNIVERSITY ESTATE	27810774
15	HEALTH CENTRE	1888520
16	STUDENT'S WELFARE BOARD	5659046
17	GUEST HOUSE	370930
	<b>Total Rs. (A)</b>	<b>205683430</b>
18	<b>EDUCATIONAL DEPARTMENTS:</b>	
1	MARATHI	10831004
2	HINDI	10536825
3	ENGLISH	13591728
4	URDU	6163848
5	FOREIGN LANGUAGE	1418681
6	HISTORY	9204469
7	POLITICAL SCIENCE	9030976
8	SOCIOLOGY	9662629
9	PUBLIC ADMINISTRATION	8297743
10	ECONOMICS	11587177
11	JOURNALISM AND MASS COMMUNICATION	6137900
12	LIBRARY & INFORMATION SCIENCE	3075514
13	COMMERCE	13657414
14	MANAGEMENT SCIENCE	1562566
15	TOURISM ADMINISTRATION	1867164
16	MATHEMATICS	9424451
17	STATISTICS	6017264
18	ZOOLOGY	29714558
19	PHYSICS	23161653
20	CHEMISTRY	17654597
21	BIO-CHEMISTRY	6881824

Sr.No.	Name of the Section / Department	Salary Expenditure
22	BOTANY	10829901
23	ENVIRONMENTAL SCIENCE	8417797
24	CHEMICAL TECHNOLOGY	9944435
25	COMPUTER SCIENCE & IT.	15978332
26	PHYSICAL EDUCATION	3598828
27	BOARD OF SPORT	1992100
28	LAW	3962819
29	DRAMATICS	7999343
30	OSMANABAD SUB CAMPUS	11384094
	<b>TOTAL RS. (B)</b>	<b>283587634</b>
19	MEDICAL RE-IMBURSEMENT	1069082
	<b>TOTAL RS. (C)</b>	<b>1069082</b>
	<b>TOTAL SALARY GRANT (GOM)Rs.(A+B+C)</b>	<b>490340146</b>
20	PLAN POST	7746671
	<b>TOTAL RS. (D)</b>	<b>7746671</b>
21	<b>SALARY GENERAL FUND:</b>	
1	SANSKRIT DEPARTMENT	1589176
2	PALI AND BUDDHISM	68820
3	GEOGRAPHY DEPARTMENT	844344
4	MANAGEMENT SCIENCE	7750083
5	CHEMISTRY DEPARTMENT	693392
6	CHEMICAL TECHNOLOGY	2154500
7	PRINTING TECHNOLOGY DEPARTMENT	747608
8	INFORMATION SCIENCE	2224568
9	EDUCATION DEPARTMENT	6581376
10	FINE ART	876460
11	ZOOLOGY DEPARTMENT	187382
12	POL HEBERT CENTRE FOR DNA BAR-CODING AND BIODIV	1636294
13	DIN DAYAL UPADHYAY KOUSHAL KENDRA	75552
14	PRESS	2406666
15	TARABAI SHINDE WOMEN'S STUDY CENTRE	3323086
16	UNIVERSITY AUTHORITY - (REGISTRAR)	339516
17	EXAMINATION CENTRE	4814767
18	OSD SALARY	963784
19	SUB-CAMPUS OSMANABAD	453950
20	CHEMISTRY - OSMANABAD	1724354
21	MANAGEMENT SCIENCE - OSMANABAD	3091460
22	EDUCATION - OSMANABAD	1431000
23	ARREARS	1987303
	<b>TOTAL RS. (E)</b>	<b>45965441</b>
	<b>TOTAL SALARY EXPENDITURE RS. (A+B+C+D+E)</b>	<b>544052258</b>

Sd/-

DR. N. S. RATHI  
FINANCE & ACCOUNTS OFFICER

**DR. BABASAHEB AMBEDKAR MARATHWADA UNIVERSITY, AURANGABAD**

**THE BREAK-UP OF RECURRING EXPENDITURE FOR THE YEAR 2016-2017 (GENERAL FUND)**

**SCHEDULE 'C'**

PARTICULARS NAME OF DEPARTMENT / SECTION	TOTAL	HONORARIUM / OTHER SALARY EXPENSES GENERAL FUND	CONTINGENCY / MISCELLANEOUS	PRINTING & STATIONERY / POSTAGE	REPAIR & MAINTENANCE TO COMPUTERS & EQUIPMENTS AND OTHER	TELEPHONE / E-LEARNING / INTERNET / SOFTWARE LICENCING / ELECTRICITY	SELF SUPPORTED COURSES
1	2	3	4	5	6	7	8
<b>UNIVERSITY DEPARTMENTS</b>							
MARATHI	93,700		1,541	11,152	1,270		53,479
HINDI	1,78,272		9,971		9,996		1,200
ENGLISH	2,48,481		16,370		12,030		1,74,515
URDU	1,25,315		15,000	510	3,550		
PALI & BUDDHISM	1,84,812		9,319				49,099
FOREIGN LANGUAGES	1,64,804		4,735		9,960		69,952
SANSKRIT	49,513		9,944				
HISTORY	4,77,872		37,417	16,591	1,13,344		6,382
GEOGRAPHY	2,15,618		6,814		54,418		39,330
POLITICAL SCIENCE	64,462		16,984	1,220			14,096
SOCIOLOGY	2,59,602		7,249	2,415	4,875		1,49,226
PUBLIC ADMINISTRATION	54,382		9,700	570	2,069		
ECONOMICS	2,23,442		16,121		9,999		31,258
PSYCHOLOGY	1,39,884		3,005		25,654		40,730
JOURNALISM & MASS COMMUNICATION	36,90,859		23,961		31,793	95,790	29,42,705
LIBRARY & INFORMATION SCIENCE	1,98,512		14,810		19,940		30,000
LIBERAL ART	21,000						21,000
COMMERCE	6,71,557		24,690		1,28,086		3,83,814
MANAGEMENT SCIENCE	9,77,543		24,075	4,142	19,345	21,178	1,11,389
TOURISM ADMINISTRATION	2,21,998				10,577		
MATHEMATICS	1,34,311		5,503				82,124
STATISTICS	1,34,275		24,940	1,403	9,700		10,951
ZOOLOGY	12,47,305		20,401		34,151		84,275
POLYMER CENTRE FOR DNA BSR COATING	10,22,448		28,200		4,31,757		1,67,452
CENTRE FOR COSTAL & MARINE BIODIVERSITY	5,73,158		29,704		2,32,457	1,43,998	
PHYSICS	18,65,110		36,861	1,133	1,01,202		1,48,165
NANO TECHNOLOGY	3,29,568		39,320		74,463		
DIN DAYAL UPADHYAY KOUUSHAL KENDRA	16,83,963		1,98,921	90	1,98,139		
CENTRAL ADVANCE RESEARCH AND TRAINING FACILITY	61,82,909		3,02,927		15,78,964		
CHEMISTRY	38,58,804		29,969	12,709	4,33,971		10,33,379
BIO-CHEMISTRY	4,25,965		46,482		59,070		
BOTANY	26,90,926		99,423		1,14,754		1,36,179
BOTANICAL GARDEN	42,004				33,134		
ENVIRONMENTAL SCIENCE	8,00,344		20,000		21,130		16,000
CHEMICAL TECHNOLOGY	27,19,343		1,01,033	781	5,13,077		5,61,875
PRINTING TECHNOLOGY	11,99,285		19,872	1,260	9,980		5,96,580
COMPUTER SCIENCE & IT	7,08,574		26,198	83,057	88,900		3,22,975
INFORMATION TECHNOLOGY	2,50,642		33,501	89,269	1,06,539		
LAW	71,753						71,753
EDUCATION	7,65,962		22,420	179			4,04,080
PHYSICAL EDUCATION	3,04,130		19,046	1,071	31,639		19,600
UNIVERSITY BOARD OF SPORT	54,34,420		22,096				
DRAMATICS	11,14,571		28,242				
FINE ART	2,55,168		5,641		400		
MUSIC	7,93,887		22,948		34,973		
DANCE	86,381		1,360		2,530		
LIFELONG EDUCATION AND EXTENSION	19,34,286		23,592		17,203	39,407	1,69,831
<b>TOTAL:</b>	<b>4,48,91,120</b>	<b>0</b>	<b>14,60,306</b>	<b>2,27,552</b>	<b>45,85,039</b>	<b>3,00,373</b>	<b>79,43,394</b>
<b>SUB-CAMPUS OSMANABAD DEPARTMENTS</b>							
CHEMISTRY - OSMANABAD	7,96,056		22,930	29,950	25,900		
WATER & LAND MANAGEMENT - OSMANABAD	42,785		495		13,964		6,850
MICRO-BIOLOGY - OSMANABAD	5,57,923		18,005	16,066	21,020		
BIOTECHNOLOGY - OSMANABAD	5,40,517		10,718	19,464	9,850		
ENGLISH - OSMANABAD	96,643		12,533	18,571	15,450		
EDUCATION - OSMANABAD	2,93,629		19,986	19,940	9,950		
MANAGEMENT SCIENCE - OSMANABAD	68,253		6,913	18,517	28,800	12,000	
<b>TOTAL:</b>	<b>23,95,806</b>	<b>0</b>	<b>91,580</b>	<b>1,36,472</b>	<b>1,17,820</b>	<b>12,000</b>	<b>0</b>



**DR. BABASAHEB AMBEDKAR MARATHWADA UNIVERSITY, AURANGABAD**  
**THE BREAK-UP OF RECURRING EXPENDITURE FOR THE YEAR 2016-2017 (GENERAL FUND)**  
**SCHEDULE 'C'**

9	10	11	12	13	14	16	17	18	19	20
SANITARY MATERIAL	NEWSPAPERS / MONTHLY PERIODICALS	TRAVELING AND CONVEYANCE ALLOWANCES	EXAMINATION EXPENDITURE (DEPARTMENTAL) / PET / PRE-ENTRANCE TEST	MERIT SCHOLARSHIP / RESEARCH SCHOLARSHIP / FELLOWSHIP / PG STUDENT RESEARCH	DIVISIONAL EDUCATIONAL & CULTURAL PROGRAM / FESTIVAL / FUNCTION / SPORT TOURNAMENTS	CONSUMABLE / LAB MAINTENANCE / CHEMICAL / ANALYSIS / RAW MATERIAL / SPORT MATERIAL	WORKSHOP / SEMINAR / CONFERENCE / TRAINING / MEETING / EXHIBITION / CAMP / PLACEMENT / COMPETITION / OPEN DAY	REMUNERATION TO GUEST LECTURER / CHB / REWARD	RESEARCH PROJECT / FACULTY RESEARCH / DOCUMENTATION / MANUSCRIPTS AND DOCUMENTS	OTHER
			11,979	1,500	6,880		5,899			
			9,978	14,702	12,293		33,247	3,880	83,005	
			2,000	5,000	9,909		9,900	2,000	16,667	
			8,004	40,000	15,000		20,000	1,500	21,751	
			44,070		12,622		33,645	19,970	16,087	
			8,571	19,138	3,972		9,399	24,800	14,277	
			15,202	1,750	3,865		6,617		12,135	
			19,762	23,000	35,156	9,490	30,000	1,45,330	41,400	
				21,600	15,048		42,529	13,979	21,900	
				6,250			19,000	2,905	4,007	
				12,659	7,080		48,236	8,041	19,821	
			4,993	4,250	11,450			2,000	19,350	
			29,968	13,300	22,947		19,239	12,000	68,610	
				900	12,051		9,554	29,990	18,000	
	2,47,033		28,710	20,195	1,43,597		29,925	48,500	78,650	
			10,132		1,14,830		8,800			
				23,507	26,518	23,641		35,804	22,860	2,637
					7,160	3,40,919		3,55,297	48,569	45,469
				19,464	26,575	24,459		51,056	49,867	40,000
					2,500	25,814		29,690	9,627	19,650
		16,948	18,580	35,242	97,368	8,08,416	59,700	1,000	88,172	
						3,78,091				
					1,32,312	34,687				
			40,022	39,927	2,62,276	10,17,433	30,420	1,40,946	46,725	
			19,976	19,976	82,570	82,570	6,395	96,856	9,988	
			1,13,953	3,81,511	1,99,769	2,86,392	38,827	2,00,297	66,064	
						43,01,018				
			50,299	1,750		22,22,334	57,249	17,144		
						3,20,413				
			81,111	52,778	1,28,297	8,70,475	75,075	59,978	87,695	9,85,161
						8,870				
			1,478	51,575	19,820	4,87,854	67,132	66,208	49,147	
			38,073	13,745	49,950	13,02,892	39,263	23,000	75,654	
			9,670	11,705	15,782	3,42,086	74,991	67,815	49,544	
			1,29,173	36,900	16,431		4,940			
				12,818			8,515			
			24,980	20,710	53,061	49,820	1,28,712	22,600	39,400	
			11,718	1,750		1,99,514		4,200	15,592	
					41,49,856	3,33,810	6,24,451	2,84,015	20,192	
			8,000	2,500	6,90,986	99,892	10,360	2,74,591		
				87,000	72,557		1,635	87,935		
			8,253	49,990	4,64,637		84,300	99,986	28,800	
				2,384	12,600	4,380	55,127	8,000		
				14,625	13,24,120		1,71,178		1,74,330	
0	2,47,033	16,948	7,71,650	10,83,883	85,31,355	1,31,60,437	23,50,117	19,33,153	12,94,719	9,85,161
				4,000	11,960	5,92,053	71,940	6,360	30,963	
		8,135		4,000	7,341			2,000		
			19,699	4,000	3,970	4,52,441	8,964	4,695	9,063	
					6,370	4,78,315			15,800	
				4,000	16,579		5,400	24,110		
				3,200	49,010		1,07,638	49,088	34,817	
								2,023		
0	0	8,135	19,699	19,200	95,230	15,22,809	1,93,942	88,276	90,643	0

**DR. BABASAHEB AMBEDKAR MARATHWADA UNIVERSITY, AURANGABAD**

**THE BREAK-UP OF RECURRING EXPENDITURE FOR THE YEAR 2016-2017 (GENERAL FUND)**

**SCHEDULE 'C'**

<b>PARTICULARS NAME OF DEPARTMENT / SECTION</b>	<b>TOTAL</b>	<b>HONORARIUM / OTHER SALARY EXPENSES GENERAL FUND</b>	<b>CONTINGENCY / MISCELLANEOUS</b>	<b>PRINTING &amp; STATIONERY / POSTAGE</b>	<b>REPAIR &amp; MAINTENANCE TO COMPUTERS &amp; EQUIPMENTS AND OTHER</b>	<b>TELEPHONE / E-LEARNING / INTERNET / SOFTWARE LICENCING / ELECTRICITY</b>	<b>SELF SUPPORTED COURSES</b>
<b>1</b>	<b>2</b>	<b>3</b>	<b>4</b>	<b>5</b>	<b>6</b>	<b>7</b>	<b>8</b>
<b>RESEARCH AND STUDY CENTRE</b>							
MAHATMA JYOTIBA PHULE PRATISHTHAN	1,28,680	11,000	4,050				
DR. BABASAHEB AMBEDKAR RESEARCH CENTRE	3,64,749	7,000					
RAJARSHEE SHAHU MAHARAJ RESEARCH CENTRE	3,66,436	18,000	13,328				
GAUTAM BUDDHA STUDY CENTRE	42,000	18,000	9,000				
CHHATRAPATI SHIVAJI MAHARAJ STUDY CENTRE	3,75,410	13,500	820				
MAHAMATMA GANDHI STUDY CENTRE	1,77,811	19,000	950				
ANNABHAU SATHE STUDY CENTRE	36,247	18,000					
SAHAKAR M BALASAHEB PAWAR STUDY CENTER	2,93,559	18,000					
SHAHID BHAGATSING CHAIR	1,76,204	16,500					
RURAL PROBLEMS RESEARCH CENTRE	5,69,626	18,000	14,687				
VASANRAO NAIK STUDY CENTRE	6,23,244	18,000	16,646				
TARABAI SHINDE WOMEN'S STUDY CENTER	2,58,710		12,648				
<b>TOTAL:</b>	<b>34,12,676</b>	<b>1,75,000</b>	<b>72,129</b>	<b>0</b>	<b>0</b>	<b>0</b>	<b>0</b>
<b>STUDENT WELFARE BOARD &amp; HOSTELS</b>							
<b>STUDENT WELFARE BOARD</b>	<b>1,58,70,718</b>		<b>53,972</b>				
KRANTI JYOT SAVITRI BAI PHULE WOMEN'S HOSTEL	1,81,276	19,500	24,949		24,000		
MATOSHRI JIJAU WOMEN'S HOSTEL	1,27,764	18,000	20,300		2,000		
POST GRADUATE WOMEN'S HOSTEL NO 3	1,34,901	18,000	20,000		13,600		
PRIYADARSHINI WOMEN'S HOSTEL	1,04,116	18,000	15,865		21,350		
RAMABAI AMBEDKAR MINORITY GIRLS HOSTEL	1,64,027	18,000	25,000		25,000		
CEDT - NILET WOMENS HOSTEL	50,940		18,400		14,450		
ECONOMICALY BACKWORD CLASS GIRLS HOSTEL	11,576	9,629	1,947				
CHHATRAPATI SHIVAJI MAHARAJ BOYS HOSTEL	1,63,432	25,500	29,800		4,000		
KARMVVEER BHAURAO PATIL BOYS HOSTEL	1,18,879	28,500	4,800				
MAHARSHI VITTHAL RAMAJI SHINDE BOYS HOSTEL	62,611	24,000	14,800				
SHAHID BHAGATSINGH BOYS HOSTEL	61,212	13,500	9,600				
SIDDHARTHA SANSHODHAN CHHATRA BOYS HOSTEL	59,907	31,500	20,000				
STUDENT LOUNGE	4,800		4,800				
GURUDEV RAVINDRANATH TAGORE SHIKSHAK BHAVAN	67,075		27,663				
UNIVERSITY GUEST HOUSE	3,29,585		1,03,451				
VIDYAPRABHODHINI (ASC) GUEST HOUSE	61,403		23,461				
<b>TOTAL:</b>	<b>1,75,74,222</b>	<b>2,24,129</b>	<b>4,18,808</b>	<b>0</b>	<b>1,04,400</b>	<b>0</b>	<b>0</b>
<b>UNIVERSITY LIBRARY</b>	<b>19,68,091</b>		<b>30,090</b>	<b>60,311</b>	<b>7,95,169</b>	<b>2,70,676</b>	
SUB-CAMPUS LIBRARY - OSMANABAD	13,177		2,400	10,777			
NET /SET GUIDANCE AND TRAINING CENTER	1,18,375		15,175				
PRE IAS COACHING CENTRE	3,92,179	15,000	42,779				
UNI NETWORKING AND INFORMATION CENTER (UNIC)	45,00,680	23,812	96,091		10,90,443	32,90,334	
NATIONAL SERVICE SCHEME	17,47,821						15,09,291
BOARD OF EXTRA MURAL STUDIES	4,24,160						
UNI EMPLOYMENT INFORMATION & GUIDANCE BUREAU	48,668				2,850		
UNIVERSITY HEALTH CENTRE	7,97,316	2,77,720		1,560			86,381
FOREIGN STUDENT CELL	12,000	9,000					
<b>TOTAL:</b>	<b>1,00,22,467</b>	<b>3,25,532</b>	<b>1,86,535</b>	<b>72,648</b>	<b>18,88,462</b>	<b>35,61,010</b>	<b>15,95,672</b>
<b>ADMINISTRATIVE DEPARTMENTS AND OTHER</b>							
UNIVERSITY OFFICE	13,03,34,790	11,70,92,096		84,71,854			
SUB-CAMPUS OSMANABAD OFFICE	1,19,09,999	33,29,864	69,616	79,068	1,32,478	11,09,996	
UNIVERSITY ESTATE	4,63,17,742		1,02,487		2,80,002	2,05,66,149	
UNIVERSITY GARDEN	39,66,810				51,688		
UNIVERSITY CENTRAL WORKSHOP	96,166		2,871		18,613		
UNIVERSITY PRESS	10,41,848	18,000	6,885		43,335	62,940	
PUBLIC RELATION OFFICE	55,557		5,980				
PRAPOSED NEW DEPARTMENT	19,23,167						
AFFILIATION FEES REFUND	64,72,500						
GENERAL SCHEMES OF TEACHING AND RESEARCH	4,48,35,604						
DR B R AMBEDKAR 125 JAYANTI MAHOSTAV	53,81,687						
VICE-CHANCELLORS DISCRETIONARY GRANT	26,03,998						
<b>TOTAL:</b>	<b>25,49,39,868</b>	<b>12,04,39,960</b>	<b>1,87,839</b>	<b>85,50,922</b>	<b>5,26,116</b>	<b>2,17,39,085</b>	<b>0</b>
<b>TOTAL:</b>	<b>33,32,36,159</b>	<b>12,11,64,621</b>	<b>24,17,197</b>	<b>89,87,594</b>	<b>72,21,837</b>	<b>2,56,12,468</b>	<b>95,39,066</b>

**DR. BABASAHEB AMBEDKAR MARATHWADA UNIVERSITY, AURANGABAD**  
**THE BREAK-UP OF RECURRING EXPENDITURE FOR THE YEAR 2016-2017 (GENERAL FUND)**  
**SCHEDULE 'C'**

SANITARY MATERIAL	NEWSPAPERS / MONTHLY PERIODICALS	TRAVELING AND CONVEYANCE ALLOWANCES	EXAMINATION EXPENDITURE (DEPARTMENTAL) / PET / PRE-ENTRANCE TEST	MERIT SCHOLARSHIP / RESEARCH SCHOLARSHIP / FELLOWSHIP / PG STUDENT RESEARCH	DIVISIONAL EDUCATIONAL & CULTURAL PROGRAM / FESTIVAL / FUNCTION / SPORT TOURNAMENTS	CONSUMABLE / LAB MAINTENANCE / CHEMICAL / ANALYSIS / RAW MATERIAL / SPORT MATERIAL	WORKSHOP / SEMINAR / CONFERENCE / TRAINING / MEETING / EXHIBITION / CAMP / PLACEMENT / COMPETITION / OPEN DAY	REMUNERATION TO GUEST LECTURER / CHB / REWARD	RESEARCH PROJECT / FACULTY RESEARCH / DOCUMENTATION / MANUSCRIPTS AND DOCUMENTS	OTHER
9	10	11	12	13	14	16	17	18	19	20
				1,08,000			5,630			
				20,000			2,62,124		75,625	
				1,32,000			1,71,338		31,770	
				1,32,000			15,000			
				1,38,000			2,29,090			
							19,861			
				2,31,660			18,247			
				1,20,000			43,399		500	
				3,00,000			39,704			
				1,44,000			1,21,939		1,15,000	
				1,56,000			2,94,598		1,50,000	
0	0	0	0	14,81,660	0	0	13,10,992	0	3,72,895	0
					1,04,72,923		5,60,500		13,781	47,69,542
30,000	20,686				62,141					
30,101	7,949				49,414					
10,000	8,845				64,456					
15,446	13,870				19,585					
30,320	9,171				56,536					
5,014	13,076									
10,000	19,832				49,300	25,000				
9,900	23,879				41,800	10,000				
9,537	9,374				4,900					
15,000	13,112				10,000					
	3,507				4,900					
7,040	3,372					29,000				
38,177	11,887					1,76,070				
13,710	4,922					19,310				
2,24,245	1,63,482	0	0	0	1,08,35,955	2,59,380	5,60,500	0	13,781	47,69,542
	82,340						6,87,221		42,284	
								1,03,200		
				3,14,000				20,400		
					2,23,453		11,255		3,822	
		74,260			1,09,900		2,40,000			
	35,312						10,506			
						4,31,655				
0	1,17,652	74,260	0	3,14,000	3,33,353	4,31,655	9,48,982	1,26,600	46,106	0
		47,70,840								
		4,60,097	2,90,509		1,69,285	2,95,472		21,42,000		38,31,614
						41,296				2,53,69,104
						74,682				38,73,826
	31,525					8,86,457				24,231
					18,052					19,23,167
										64,72,500
										4,48,35,604
										53,81,687
										26,03,998
0	31,525	52,30,937	2,90,509	0	1,87,337	12,97,907	0	21,42,000	0	9,43,15,731
2,24,245	5,59,692	53,30,280	10,81,858	28,98,743	1,99,83,230	1,66,72,188	53,64,533	42,90,029	18,18,144	10,00,70,434

Sd/-  
**DR. N. S. RATHI**  
**FINANCE & ACCOUNTS OFFICER**

**DR. BABASAHEB AMBEDKAR MARATHWADA UNIVERSITY**  
**EXAMINATION EXPENDITURE FOR THE YEAR 2016-2017 (GENERAL FUND)**  
**SCHEDULE 'D'**

Sr. No.	BUDGET HEAD	Expenditure
1	AWARDS TO IDEAL EXAM CENTRE, CHIEF SUP ETC.	60070
2	CONTINGENCY EXPENDITURE	695906
3	DISPATCH OF ANSWER / QUESTION PAPER & OTHER MISC EXP	1955498
4	EXAM IMPROVEMENT SYSTEM TRAINING	49010
5	EXTERNAL CANDIDATES EXAM REMUNERATION	303510
6	MEETING AND OTHER EXPENDITURE	1215000
7	POSTAGE	1018307
8	PRACTICAL EXAMINATION EXPENDITURE	3513712
9	PRINTING OF ANSWER PAPER	28461910
10	PRINTING OF DEGREE CERTIFICATE & CONVOCATION CEREMONY	851444
11	PRINTING OF EXAM AND APPLICATION FORM PRINTING	1044204
12	PRINTING OF QUESTION PAPER	62505344
13	PRINTING, STATIONERY, PHOTOCOPYING AND OTHER MATERIAL	5967974
14	REMUNERATION TO CAS EMPLOYEES AND EXAMINER ETC	46856473
15	REMUNERATION TO EXAM CENTRE EMPLOYEE, SUP ETC.	43081425
16	REPAIR AND MAINTENANCE TO COM & EQU - ARC	291226
17	TRAVELLING & CONVEYANCE ALLOWANCE OF OFFICERS & OTHER STAFF	5110537
	<b>Total</b>	<b>202981550</b>

Sd/-  
**DR. N. S. RATHI**  
 FINANCE & ACCOUNTS OFFICER

**DR. BABASAHEB AMBEDKAR MARATHWADA UNIVERSITY**  
**MISCELLANEOUS EXPENDITURE FOR THE YEAR 2016-2017 (GENERAL FUND)**  
**SCHEDULE 'E'**

Sr. No.	BUDGET HEAD	Expenditure
1	BANK CHARGES / HORTICULTURE LOAN PAID	2502497
2	RUSA CENTER - CONTINGENCY	364129
3	VEHICAL ALLOWANCE	771515
4	ADVERTISEMENT EXPENDITURE	1381327
5	REDRESSAL OF GRIEVANCES AGAINST SEXUAL HARASSMENT COMMITTEE	154619
6	CONTINGENCY	905006
7	CONTINGENCY EXPE - VC / REGISTRAR / BCUD / EXAM CON / F&O	493038
8	DAY CARE CENTRE	18000
9	E-SERVICE CHARGES (FEES AND ADM CHARGES)	119600
10	LEGAL ADVICE AND ENQUIRY COMMITTEE EXP	1320572
11	MAINTENANCE AND REPAIRS TO VEHICLE AND FUEL	1521738
12	PROGRAM AND FUNCTIONS	1090031
13	REMUNERATION TO STATUTORY AUDITORS / PROFESSIONAL FEES	1414032
14	REPAIRS AND MAIN TO ELE EQUI /INVERTER / CCTV	553726
15	REPAIRS AND MAINTENANCE TO PHOTOCOPIER MACHINE	35642
16	REPAIRS TO COMPUTERS AND OTHER EXPENDITURE	2554
17	TEACHING AND NON-TEACHING STAFF SELECTION COMM EXPE	391045
18	TELEPHONE EXPENDITURE	1144084
19	TRAINING TO UNIVERSITY EMPLOYEES	156521
20	UNIFORM	21500
21	UNIVERSITY CALENDAR / DAIRY ETC	141120
22	UNIVERSITY MEMENTO	6380
23	MOBILE VEHICLE (LABORATORY)	198983
24	CFC MAINTENENCE EXPENDITURE	1500
25	SUBSCRIPTION AND CONTRIBUTION	70800
	<b>Total</b>	<b>14779959</b>

Sd/-

**DR. N. S. RATHI**  
**FINANCE & ACCOUNTS OFFICER**

**DR. BABASAHEB AMBEDKAR MARATHWADA UNIVERSITY, AURANGABAD**  
**THE BREAK-UP OF NON-RECURRING EXPENDITURE FOR THE YEAR 2016-2017(GENERAL FUND)**

**SCHEDULE 'F'**

Sr. No.	Particulars	Total	Furniture and Fittings	Equipment & Apparatus	Library Books	Building Construction	Vehicle	Computer
1	2	3	4	5	6	7	8	9
1	HINDI	92800		19600				73200
2	ENGLISH	99500		99500				
3	FOREIGN LANGUAGE	99259		10689				88570
4	POLITICAL SCIENCE	99800		99800				
5	SOCIOLOGY	183000						183000
6	PUBLIC ADMINISTRATION	107780		107780				
7	PSYCHOLOGY	94390		94390				
8	GEOGRAPHY	415000		415000				
9	COMMERCE	2283225	1145421	1100304				37500
10	MANAGEMENT SCIENCE	985726		706229	10491	269006		
11	TOURISM ADMINISTRATION	96000		28000				68000
12	JOURNALISM & MASS COMMUNICATION	53660		32160	21500			
13	MATHEMATICS	99625						99625
14	STATISTICS	99955		97705				2250
15	CHEMISTRY	1890581		1890581				
16	BIOCHEMISTRY	156276		156276				
17	BOTANY	983684		983684				
18	ZOOLOGY	541317		230267				311050
19	COSTAL & MARINE BIODIVERSITY CENTRE	3247			3247			
20	PAUL HEBERT DNA CENTRE	175370	149370	26000				
21	PHYSICS	12731761		12731761				
22	NANOTECHNOLOGY	366833		366833				
23	ENVIRONMENT SCIENCE	1655666		1096666				559000
24	DIN DAYAL UPADYAY KOUSHAL KENDRA	1720598		1498886		221712		
25	CHEMICAL TECHNOLOGY	2422117	432149	1684968				305000
26	COMPUTER SCIENCE	858380						858380
27	INFORMATION SCIENCE	328698		328698				
28	EDUCATION	6297189	339594	152500		5635095		170000
29	PHYSICAL EDUCATION	10239724		58117		10181607		
30	BOARD OF SPORT	17544		17544				
31	SPORT COMPLEX / SWIMMING	632245				632245		
32	DRAMATICS	2636273		299455		2336818		
33	MUSIC	490592	22218	468374				
34	CEFART	1117633		1117633				
35	ANNABHAU SATHE STUDY CENTRE	37837		37837				
36	RURAL PROBLEM STUDY CENTRE	19462		19462				
37	CHATRAPATI SHIVAJI MAHARAJ STUDY CENTRE	48500						48500
38	VASANRAO NAIK STUDY CENTRE	37837		37837				
39	TARABAI SHINDE LEDIES STUDY CENTRE	60427	58342		2085			
40	GOPINATH MUNDHE NAT RURAL DEV RES INS	83575	83575					
41	LIFELONG EDUCATION AND EXTENSION	1809345		88350		1720995		
42	ECONOMICAL BACKWARD GIRLS HOSTEL	61167		61167				

(39)

Sr. No.	Particulars	Total	Furniture and Fittings	Equipment & Apparatus	Library Books	Building Construction	Vehicle	Computer
1	2	3	4	5	6	7	8	9
43	UNIVERSITY P G GIRLS HOSTEL	147253	100153					47100
44	UNIVERSITY P G BOYS HOSTEL	19002430	88448	69700		18844282		
45	BOYS HOSTEL RUSA	93024				93024		
46	GUEST HOUSE	4888235	4518351			369884		
47	LIBRARY	17074983	336282	769231	6976925			8992545
48	UNIVERSITY OFFICE	5427085	4067313	936882			205000	217890
49	BCUD OFFICE	1959975	22700	1927975				9300
50	EXAMINATION SECTION	1396890		291910				1104980
51	FINANCE AND ACCOUNTS SECTION	244000						244000
52	UNIC	628429		534040		19590		74799
53	ESTATE	16276415	4778679	3185392		8312344		
54	RUSA CENTRE	2258042	2258042					
55	PRESS	8690		8690				
56	CENTRAL WORKSHOP	24061		24061				
57	CANTEEN (LUNCH HOME)	100579				100579		
58	NAAC / IQAC	107300						107300
59	COMPOUND WALL	1269287				1269287		
60	DR BABASAHEB AMBEDKAR MEMORIAL MUSEUM	5338335				5338335		
61	INCUBATION CENTRE	213282				213282		
62	COMMON CLASSROOM COMPLEX	56144				56144		
63	EARN & LEARN SCHEME	296625		296625				
64	UNIVERSITY GARDEN	72500		72500				
		<b>129117162</b>	<b>18400637</b>	<b>34281059</b>	<b>7014248</b>	<b>55614229</b>	<b>205000</b>	<b>13601989</b>
65	OSMANABAD SUB-CENTRE	21157773		5365072	1018757	13806025		967919
	<b>TOTAL</b>	<b>150274935</b>	<b>18400637</b>	<b>39646131</b>	<b>8033005</b>	<b>69420254</b>	<b>205000</b>	<b>14569908</b>

Sd/-  
DR. N. S. RATHI  
FINANCE & ACCOUNTS OFFICER

## DR. BABASAHEB AMBEDKAR MARATHWADA UNIVERSITY, AURANGABAD

Statement showing the break-up of PLAN / Non PLAN Expenditure (Non-Recurring 2016-17)

## SCHEDULE 'G'

Sr. No.	Accounts Head	Total	Building & Construction	Books and Periodicals	Equipments	Computers and Apparatus
1	2	3	4	5	6	7
1	EDUCATIONAL DEPARTMENTS	3,900		985		2,915
2	XIITH PLAN GEN DEV SCHEME - BOOKS	3,12,74,180	2,68,09,267	21,04,163	23,60,750	
3	XI PLAN MERGED SCHEME - WOMENS HOSTEL	25,815	25,815			
4	HUMAN RESOURCE DEV CENTER - BOOKS	1,00,000		1,00,000		
5	STUDY CENTRE	33,800		33,800		
6	HOSTEL	2,55,01,386	2,55,01,386			
7	MIDP	2,17,99,633	2,17,99,633			
8	RUSA	94,43,086	74,56,629		19,86,457	
9	SAP	40,31,254			40,31,254	
10	DEEN DAYAL UPADHYAY KAUSHAL KENDRA	43,01,458			43,01,458	
11	ADVANCED SENSORS TECHNOLOGY CENTER	29,36,596			29,36,596	
12	BSR	14,95,365				14,95,365
13	OTHER GRANT	3,06,000				3,06,000
	<b>Total</b>	<b>10,12,52,473</b>	<b>8,15,92,730</b>	<b>22,38,948</b>	<b>1,56,16,515</b>	<b>18,04,280</b>

Sd/-

DR. N. S. RATHI

FINANCE &amp; ACCOUNTS OFFICER



**DR. BABASAHEB AMBEDKAR MARATHWADA UNIVERSITY, AURANGABAD**

Statement showing Details of Asset and Depreciation as on 31/03/2017

**SCHEDULE ' H '**

SR. NO.	TYPE OF ASSET	DEP. %	Cost of Asset as on 31/03/2016	Depreciation for the year	Additions During the Year	Cost of Asset as on 31/03/2017
1	2	3	4	5	6	7
1	University Estate :	2	84,97,64,854	1,69,95,297	15,10,12,984	98,37,82,541
2	University Printing Press:	5	19,91,308	99,565	-	18,91,743
3	Furniture and Fittings :	4	12,96,88,843	51,87,554	1,84,00,637	14,29,01,927
4	Library Books :	10	8,51,94,890	85,19,489	1,02,71,953	8,69,47,354
5	Scientific Equipment & Apparatus:	5	22,59,34,931	1,12,96,747	5,52,62,646	26,99,00,831
6	Other Assets :	15	25,78,365	3,86,755	-	21,91,610
7	Computer & Peripherals:	50	3,83,53,632	1,91,76,816	1,63,74,188	3,55,51,004
8	University Vehicles	15	66,16,408	9,92,461	205000	58,28,947
	<b>TOTAL:</b>		<b>1340123231</b>	<b>6,26,54,684</b>	<b>251527408</b>	<b>1,52,89,95,955</b>

sd/-  
**DR. N. S. RATHI**  
 Finance & Accounts Officer

**DR. BABASAHEB AMBEDKAR MARATHWADA UNIVERSITY, AURANGABAD**

Statement showing the Grants for the year 2016-2017

**SCHEDULE ' I '**

SR. NO.	PARTICULARS	PAYMENT	RECEIPT
<b>SPECIFIC GRANTS :</b>			
<b>PART-III (Non-Plan)</b>			
<b>RECURRING :</b>			
<b>1 GOVERNMENT OF MAHARASHTRA :</b>			
<b>A UNIVERSITY PROJECTS:</b>			
	AISHE - COLLEGE WORKSHOP	15,082	-
	COLLEGE TRIBUNAL ( APPEAL FEES )	1,43,195	80,317
	JALYUKTA VIDYAPEETH SCHEME	25,00,000	25,00,000
	MODEL COLLEGE GHANSAWANGI	63,57,310	16,39,687
	PRIYADARSHNI WOMENS HOSTEL MESS CHARGES	4,66,800	8,82,400
	SALARY GRANT - DR AMBEDKAR LAW COLLEGE	73,10,743	73,11,751
	SALARY GRANT - DR BABASAHEB AMBEDKAR ARTS & COMMERCE COLLEGE	2,51,18,543	2,51,18,543
	SALARY GRANT - MILIND COLLEGE OF ARTS	2,14,60,699	2,21,59,257
	SALARY GRANT - MILIND COLLEGE OF SCIENCE	3,62,24,318	3,62,24,318
	SALARY GRANTS - RASHTRAMATA INDIRA GANDHI COLLEGE	4,02,36,779	4,02,80,361
	MAHA BOARD FOR LITERATURE AND CULTURE - NAVLEKHAK WORKSHOP	50,000	-
	NATIONAL MATHEMATICS DAY / NATIONAL SCIENCE DAY	1,01,174	-
	DAIRY/BATCH/MAGZINE	-	3,19,100
	NATIONAL SERVICE SCHEME (REGULAR)	56,43,966	1,30,47,470
	NATIONAL SERVICE SCHEME ( ADM CHARGES)	4,13,593	-
	NATIONAL SERVICE SCHEME (SPECIAL)	56,97,675	1,16,14,195
	SC/ST COCHING, RESERCH & TRAINING SANSTHA ( BARTI)	26,010	24,600
<b>B INDIVIDUAL PROJECTS:</b>			
	KALE K V - RUSA - HEART RATE VARIABILITY ANALYSIS	8,30,402	15,00,000
	KHEDKAR G D - RUSA - MEAT AUTHENTICATION KIT	10,61,509	25,00,000
	SHIRSATH M D - RUSA - PLATFORM FOR AIR QUALITY MONITORING	23,74,477	25,00,000
	YANNAWAR PRAVEEN - WEB DATA MNGT OF FOREST PLANT	22,090	-
<b>C SCHOLERSHIP &amp; FELLOSHIPS:</b>			
	PHYSICAL HANDICAP SCHOLARSHIP - DSW OFFICE	5,300	5,300
	EDUCATIONAL CONCESSION TO EBC STUDENT	-	2,62,860
	SCHOLARSHIP OF EX-SERVICEMEN	-	1,570
	SCHOLARSHIP TO CHILDREN OF PRIAMARY TEACHER	-	1,225
	<b>TOTAL:</b>	<b>15,60,59,665</b>	<b>16,80,72,954</b>
<b>2 GOVERNMENT OF INDIA :</b>			
<b>A UNIVERSITY PROJECTS:</b>			
	DST FIST PROGRAM - CHEMISTRY	3,36,159	66,00,000
	DST FIST PROGRAM - COMPUTER SCIENCE AND INF TECH.	68,541	57,07,969
	VISVESVARAYA PH.D SCHEME FOR ELECTRONICS AND IT	11,26,246	8,84,860
<b>B INDIVIDUAL PROJECTS:</b>			
	BANDELA N N - BRNS - URAMIUM AND ASSOCATED WATER QUALITY	-	18,25,950
	BHUSARI S S - DBT- ORAL BIOAVILABILITY ENHANCER ---	25,000	-
	BHUSARI S S - DST- PLAN T BASED BIOAVAILABILITY ....	1,15,890	-
	DESHMUKH R R - THE 18TH ORIENTAL COCOSDA CONFERENCE	55,449	55,449
	DOLE B N - DST- SERB SYNTHESIS AND DIVERSE PROPERTY --	4,00,367	4,00,000
	GAWALI B W - DST - SERB - AUDIO SPEEECH SYNTHES SYSTEM MARATHI LANG	2,61,964	3,00,000
	KALE K V - DST SERB - HYPERSPECTRAL DATA ANALYSIS TOOLS ---	7,99,594	11,49,500
	KHEDKAR G D - DST- INTERSHIP SCIENCE CAMP - JULY - 15	10,90,239	11,00,000
	KHEDKAR G D - DST- INTERSHIP SCIENCE CAMP - NOV - 17	2,50,447	1,96,000
	KHEDKAR G D - DST- MOLECULAR APPROACH IN INSECT PEST DIVERSITY	1,216	-
	KHEDKAR G D - MOFPI- VALIDATION OF NUTRACITICALLY I --	3,14,400	3,16,288
	KHILLARE Y K - DST - SERB REPORDUCTIVE BEHAV IN FRESHWATER FISHES --	7,55,281	7,00,000
	MOKASHE S S - DST- SERB PROSPECTING OF SPONGES FOR BIOACTIVE ---	14,198	-
	PACHPATTE DEEPAK - SERB - DYNAMIC INEQUALITIES ON TIME SCALES	2,18,693	-
	PATIL M K - SYNTHESIS, CHARACTERIZATIONS OF NOVEL---	2,79,467	-
	PAWAR P P - BRNS - ESTALISHMENT OF RADIOLOGICAL DATA ---	2,43,600	2,27,206
	SAKHALE B K - DST- STUDIES ON POST OF HARVEST ---	13,62,424	2,00,000
	SATHE B R - BRNS- NANOSTRUCTURED METAL-CARBON ---	3,72,695	4,49,221
	SATHE B R - DST - SERB ELECTRONICALLY SUSTAINABLE METAL---	1,660	27,39,850

**DR. BABASAHEB AMBEDKAR MARATHWADA UNIVERSITY, AURANGABAD**

Statement showing the Grants for the year 2016-2017

**SCHEDULE ' I '**

SR. NO.	PARTICULARS	PAYMENT	RECEIPT
	SATHE B R - DST-SERB FABREACTION OF CARBON BASED METAL----	1,72,817	-
	SHARMA R P - SERB- FABRICATION AND DEVELOPMENT NON TOXIC--	3,90,537	3,00,000
	SHIRSAT M D - SERB-HEAVY METAL IONS SENSOR: --	3,51,914	4,00,000
	WAYKAR B B - DBT- SUSTAINABLE RURAL DEV THROUGH BEEKEEPING	13,76,098	-
	YENNWAR P L - DST-SERB ANALYSIS OF VISUAL SPEECH ---	1,55,226	-
	<b>C SCHOLERSHIP &amp; FELLOSHIPS:</b>		
	POST MATRICK SCHOLARSHIP - SERVICE CHARGES	7,465	-
	KARNATAKA STATE SCHOLARSHIPS	39,417	37,955
	INTEGRATED PROGRAMME FOR ADIWASHI STUDENT SCHOLARSHIP	1,15,680	-
	INSPIRE FELLOWSHIP	31,38,964	18,53,156
	<b>TOTAL:</b>	<b>1,38,41,648</b>	<b>2,54,43,404</b>
	<b>3 UNIVERSITY GRANTS COMMISSION :</b>		
	<b>A UNIVERSITY PROJECTS:</b>		
	UGC-HUMAN RESOURCE DEVELOPMENT CENTER	91,50,768	1,97,28,713
	WOMENS STUDIES CENTER UNDER XII PLAN	2,94,124	55,30,135
	DEEN DAYAL UPADHYAY KAUSHAL KENDRA	1,23,86,531	32,86,521
	RESEARCH WORK, CONFERENCES, HONORARIUM,TRAVEL---	9,42,681	45,00,000
	MAULANA ABUL KALAM AZAD CHAIR	17,06,046	10,11,904
	SAP-II DRS-II DEPARTMENTOF COMPUTER SCIENCE	2,89,007	51,00,000
	SAP - PHYSICS DRS - III	2,99,096	3,00,000
	<b>XIITH PLAN - MERGED SCHEMES</b>		
	(A) COACHING FOR ENTRY INTO SERVICES FOR SC/ST/OBC & MINORITIES	24,000	-
	(B) COACHING FOR NET/SET FOR SC/ST/OBC AND MINORITIES	2,28,200	-
	(C) REMEDIAL COACHING FOR SC/ST/OBC AND MINORITES	2,71,951	-
	<b>XIITH PLAN - GENERAL DEVLOPMENT SCHEME</b>		
	ANNUAL MAINTENANCE CONTRACT	1,98,826	-
	APPOINTMENT OF VISITING PROFESSOR / VISITING FELLOW	1,27,403	-
	BASIC FACILITIES FOR WOMEN	2,94,200	-
	CONFERNCES/SEMINAR SYMPOSIA/WORKSHOPS	6,04,358	-
	CULTURAL ACTIVITIES	8,27,881	-
	DAY CARE CENTRE	1,15,200	-
	ENCORE	41,355	-
	ESTABLISHMENT OF CAREER AND COUNSELING CELL	1,66,715	-
	INNOVATIVE RESEARCH ACTIVITIES	45,000	-
	PUBLICATION GRANT	4,82,254	-
	STUDENT AMENITIES INCLUDING HOSTELS	14,75,576	-
	TRAVEL GRANT	4,73,542	-
	UNIVERSITY INDUSTRY LINKAGES	6,96,995	-
	<b>B INDIVIDUAL PROJECTS:</b>		
	ARBAD B R - BSR FACULTY FELLOWSHIP - CHEMISTRY	46,500	-
	BAGADE U R - FIGHTING CASTE AND UNTOUCHABILITY CHANGING	-	5,10,000
	BHUSARI S S - CANECER DRUGS	2,20,700	1,96,000
	DASOO H V - MARATHWADYATIL MARATHI NATYALEKHAN---	4,88,032	-
	DESHMUKH R R - AUTO RECOGNITION SYSTEM FOR CONTINUOUS MARATHI	69,274	70,244
	GAWALI B W - BIOLOGICAL HOMONES AND THEIR EFFECT ---	4,90,557	5,19,022
	HAVAL K P - SYNTHESIS AND TESTING OF BIOLOGICAL ---	-	3,61,931
	HIVRALE V K - NOVEL PLANT AMYLASE INHIBITORS ---	26,740	-
	HIWARE C J - ZOOLOGY - UGC MRP - SOIL...INIDA	4,85,800	5,65,329
	HUMBE V R - -MARKETING STRATEGIES OF HANDLOOM INDUSTRY	1,24,269	1,16,558
	KALE K V - UGC BSR ONE TIME GRANT	3,76,026	-
	KURHADE B N - MAHARAISTRA KE SHETRA ME BUDDH --	32,829	-
	LANDE M K - MRP- SYNTHESIS..... TRANSFORMATION	1,02,538	-
	MOKASHE S S - INVENTORYING AND MONITORING BRYZOANS --	31,680	31,680
	NIKAM S V - BIODIVERSITY HOST SPECIFICITY AND HISTRPATHOLOGY --	2,38,048	2,38,366
	PATIL M K - UGC-RAMAN POST DOCTORAL FELLOWSHIP	-	25,13,752
	PATIL M K - NANOSIZED ZIRCONIA BASED SOLID ACID ---	-	1,18,884
	PATIL MEENA - MORPHOLOGICL AND PHYSIOLOGICAL STUDAY ---	82,600	-
	SARKATE A P - NON-STEROIDAL ANTI-IN-INFLAMMATORY AGETS	65,530	60,000

**DR. BABASAHEB AMBEDKAR MARATHWADA UNIVERSITY, AURANGABAD**

Statement showing the Grants for the year 2016-2017

**SCHEDULE ' I '**

SR. NO.	PARTICULARS	PAYMENT	RECEIPT
	SHENDGE S R - HINID MARATHI JIVANMAIN ...	3,22,631	4,85,000
	SHINDE RAJESH - SALARY AND RESEARCH GRANT	3,44,811	-
	SHIRSAT M D - IUAC- EFFECT OF SHI IRRADIATION --	2,18,119	2,04,200
	SHIRSAT M D - UGC-MRP FABRICATION CARBON NANOTUBES ....	237	-
	SYEDA S P - URDU RESEARCH OUTPUT IN CENTRAL UNIVERSITIES---	60,185	79,299
	VEDPATHAK A N - INDUCTION OF OOCYTES MATURATION ----	49,800	-
	ZAMBARE S P - UGC DSR ONE TIME GRANT	74,618	-
	ZARIKAR K B - THE INTER UNIVERSITY PLAYERS ---	1,24,870	1,94,173
	<b>C SCHOLERSHIP &amp; FELLOSHIPS:</b>		
	AT ANY ONE GIVEN TIME BASIS SCHEME (NET JRF & SRF)	55,09,253	-
	MAULANA AZAD NATIONAL FELLOWSHIP FOR MINORITY	1,24,652	-
	RECOVERY OF G.O.I. SCHOLARSHIP	-	26,885
	RAJIV GANDHI NATIONAL SENIOR RESEARCH FELLOWSHIP	71,25,300	-
	<b>TOTAL:</b>	<b>4,79,77,308</b>	<b>4,57,48,596</b>
<b>4</b>	<b>OTHER AGENCIES :</b>		
	<b>A UNIVERSITY PROJECTS:</b>		
	DIRECTRPAE OF AGRICULTURE - MEGHALAYA	-	21,600
	ASER- PRATHAM EDUCATION FOUNDATION	-	29,500
	ICHR - INTERNATIONAL CONFERENCE	-	1,90,000
	INCUBATION CENTER	20,44,404	25,00,000
	MEDA - URJA SANVARDHAN TANTRADNYAN PRAKALP	24,75,002	-
	NBHM - DAE - LIBRARY GRANTS	50,227	-
	NATIONAL COUNCIL FOR PROMOTION OF URDU - NATIONAL SEMINAR	50,000	25,000
	RAJIV GANDHI NATIONAL INSTITUTE OF YOUTH DEVELOPMENT	1,91,339	1,40,000
	UNIVERSITY LIBRARY DAY 2016	29,367	29,367
	YASHADA - RTI WORKSHOP	55,000	55,000
	SHIRSATH S.T. - ICSSR - NATIONAL SEMINAR	4,50,000	4,05,000
	KHILLARE Y.K. - CENTER FOR INTERNATIONAL RELATION	99,780	-
	<b>SEMINAR AND CONFERENCES</b>		
	DESHMUKH R R - INTERNATIONAL CONFERENCE	1,00,000	1,00,000
	GAJBHARE N M - SYMPOSIUM ON CYBER SECURITY & AWARENESS	50,000	50,000
	PRATIBHA AHIRE - CAPITALISM RELIGION AND A WOMEN	0	2,25,000
	UNICEF - SEMINAR / WORKSHOP - JOURNALISM	3,76,250	3,86,250
	<b>CONFERENCE FEES COLLECTED</b>		
	CHEMISTRY - NATIONAL CONFERENCE	35,566	35,566
	ZOOLOGY DEPARTMENT	2,03,948	-
	FINE ART - CONFERENCE	37,000	37,000
	PRINTING TECHNOLOGY - CONFERENCE - PRINTCONFO 2016	19,510	20,000
	PALI & BUDDHISM - NATIONAL CONFERENCE	63,742	63,742
	<b>B INDIVIDUAL PROJECTS:</b>		
	BADWE SATISH - ICSSR - MARATHWADA KE SEEMANIKAT KSHETRA --	55,447	-
	BHISE V B - ANALYSIS OF BT COTTON IN MARATHWADA	61,000	60,000
	DESHPANDE SUNIL - UGC DAE -- X-RAY FILAMENT MATERIALS	1,49,816	1,60,557
	DHARURKAR V L - COMMUNICATION REVOLUTION	2,18,100	1,59,250
	DOLE B N - UGC-DAE CSR --- CO DOPED ZNS NANOWIRES	1,00,800	1,00,800
	DOLE B N - UGC-DAE NEUTRON SCATTERING --	-	45,000
	KHARPARDE V S - RES METHODOLOGY COURSE	1,26,152	-
	LOKHANDE M A - ICSSR - EMERGENCE OF ENTREPRENEURS ...	1,47,434	1,40,000
	MOHD ABDUL RAFFEY - ICSSR - JOB SATISFACTION OF ASST. PROF. ---	-	1,20,000
	NARWADE SUNIL - AGREECULTURE WORKERS IN MARATHWADA ---	3,99,352	3,20,000
	PAGARE P B - ICSSR - E-LEARNING BASED TRAINING --	38,049	38,049
	PATHAN MEHRUNNISA -ICSSR- DIGITAL FEMINISM- --	5,81,603	6,00,000
	RAGADE RAJESH - ICSSR- AMBEDKAR TOURISM---	-	2,00,000
	SHARMA RAMPHAL - IUAC- EFFECT OF SHI IONS ON STRUCTURAL----	1,08,800	92,488
	SHARMA RAMPHAL - UGC-DAE EFFECT OF SHI IRRADIATION ON.... -	-	2,46,600
	SHINGARE M.S. -CSIR- NANOCATALYSIS IN ORGANIC TRANFORMATION	2,13,643	73,600
	SHIRSATH M. D. - UGC-DAE CHARACTERIZATION OF METAL ORGANIC ---	-	2,46,600
	ICSSR- SELF ACHIEVING BEHAV OF LIB INFOR SCIE PROFESSIONALS	2,15,182	3,60,000

**DR. BABASAHEB AMBEDKAR MARATHWADA UNIVERSITY, AURANGABAD**

Statement showing the Grants for the year 2016-2017

**SCHEDULE ' I '**

SR. NO.	PARTICULARS	PAYMENT	RECEIPT
<b>C SCHOLERSHIP &amp; FELLOSHIPS:</b>			
	INDIAN COUNCIL FOR MEDICAL RESEARCH FELLOWSHIP	52,800	52,800
	INDIAN COUNCIL OF SOCIAL SCIENCE RESERCH - FELLOWSHIP	13,04,000	18,05,933
	ICSSR FELLOSHIP	4,00,000	6,98,000
	POST DOCTORAL FELLOWSHIP - SURYAWANSHI K S	2,90,000	2,98,000
	INSPIR FELLOWSHIP - STATISTICS	3,80,000	3,80,000
	AVISHKAR FELLOWSHIP	30,000	30,000
	CSIR JUNIOR RESEARCH FELLOWSHIP	29,49,432	27,27,499
	<b>TOTAL:</b>	<b>1,41,52,745</b>	<b>1,32,68,201</b>
	<b>TOTAL RECURRING PART-III</b>	<b>23,20,31,366</b>	<b>25,25,33,155</b>
<b>SPECIFIC GRANTS :</b>			
<b>NON-RECURRING :</b>			
<b>VARIOUS PROJECT'S EXPENDITURE :</b>			
<b>BOOKS</b>			
	BOOKS FOR SC/ST - (GOM) - LAW	-	200
	BOOKS TO SC/ST - (GOM) - JOURNALISM	985	-
	HUMAN RESOURCE DEVELOPMENT CENTER - (UGC)	1,00,000	-
	WOMENS STUDIES CENTER UNDER XII PLAN - (UGC)	33,800	-
<b>BUILDING CONSTRUCTION</b>			
	RENOVATION - BOYS HOSTEL NO 3 - (GOM)	17,92,865	-
	HOSTEL FOR ECONOMICALLY WEAK GIRL - (GOM)	2,37,08,521	2,65,117
	MIDP - SCIENCE BUILDING AT SUB-CENTER O,BAD	28,28,471	-
	MIDP - BUILDING OF FINE ARTS	1,79,06,922	-
	MIDP - DIGITAL STUDIO	10,64,240	-
	RUSA - RENOVATION - BOYS HOSTEL NO. 2	74,53,629	-
	RUSA - RECEIPTS - (GOM)	3,000	5,00,00,000
<b>EQUIPMENTS</b>			
	ADVANCED SENSORS TECHNOLOGY CENTER - (GOM)	29,36,596	1,03,00,000
	RUSA - LAB. EQUIPMENT	19,86,457	-
	DEEN DAYAL UPADHYAY KAUSHAL KENDRA - (UGC) - LAB/WORKSHOP/ EQUI	43,01,458	-
	NEW MODEL COLLEGE, GHANSAVANGI - (GOI)	-	8,53,590
	SAP - ECONOMICS	1,03,333	63,722
	SAP - CHEMISTRY	4,27,921	10,00,000
	SAP - PHYSICS DRS - I	35,00,000	35,00,000
<b>COMPUTER</b>			
	UGC - WI-FI CONNECTIVITY	-	11,70,000
	CPEPA - (GOI) - COMPUTER & LAPTOP	-	25,00,000
	BSR INFRASTRUCTURE GRANT TO COMP. SCIENCE - (GOI)	14,95,365	17,22,068
	ARDE R B - (OTHER GRANT)	32,400	-
	BHALERAO M B - (OTHER GRANT)	2,73,600	2,83,600
	(C) REMEDIAL COACHING FOR SC/ST/OBC AND MINORITES	2,915	-
	<b>TOTAL:</b>	<b>6,99,52,478</b>	<b>7,16,58,297</b>
<b>PART-IV (PLAN)</b>			
<b>NON-RECURRING :</b>			
<b>EQUIPMENTS &amp; APPARATUS</b>			
	XIITH PLAN GEN DEV SCHEME - (UGC) - LAB EQUI & INFRASTRUCTURE	18,52,350	-
	XIITH PLAN GEN DEVL SCHEME - DEVE OF ICT	5,08,400	-
<b>BUILDING CONSTRUCTION</b>			
	XIITH PLAN GEN DEVL - (UGC) - CONS & RENO OF BUILDING	2,68,09,267	-
	XI PLAN MERGED SCHEME - (UGC) - WOMENS HOSTEL	25,815	48,00,000
<b>BOOKS</b>			
	XIITH PLAN GENERAL DEV SCHEME - (UGC)	21,04,163	-
	<b>TOTAL NON-RECURRING</b>	<b>3,12,99,995</b>	<b>48,00,000</b>
	<b>TOTAL NON-RECURRING</b>	<b>10,12,52,473</b>	<b>7,64,58,297</b>
	<b>GRAND TOTAL</b>	<b>33,32,83,839</b>	<b>32,89,91,452</b>

**DR. BABASAHEB AMBEDKAR MARATHWADA UNIVERSITY, AURANGABAD**

Statement showing the Grants for the year 2016-2017

**SCHEDULE ' I '**

<b>SR. NO.</b>	<b>PARTICULARS</b>	<b>PAYMENT</b>	<b>RECEIPT</b>
<b>RECURRING :</b>			
<b>GRANTS UNDER DEVELOPMENT SCHEME</b>			
	<b>UNIVERSITY GRANTS COMMISSION</b>		
	<b>U.G.C. XI PLAN - SALARY</b>		
	BIO-CHEMISTRY	7,45,418	
	CHEMICAL TECHNOLOGY	7,54,728	
	ENVIRONMENTAL SCIENCE	7,54,728	
	MATHEMATICAS	7,56,590	
	PHYSICAL EDUCATION	23,56,219	
	PHYSICS	8,29,058	
	PSYCHOLOGY	8,04,512	
	STATISTICS	7,45,418	
	<b>TOTAL RECURRING PART-IV</b>	<b>77,46,671</b>	<b>-</b>
	<b>GRAND TOTAL PART-III AND PART-IV</b>	<b>34,10,30,510</b>	<b>32,89,91,452</b>
sd/-			
<b>DR. N. S. RATHI</b>			
Finance & Accounts Officer			

**DR. BABASAHEB AMBEDKAR MARATHWADA UNIVERSITY, AURANGABAD**

Statement showing the Expenditure of Self supporting courses for the year 2016-2017

**SCHEDULE ' J '**

<b>Sr. No.</b>	<b>Name of the Department</b>	<b>Expenditure</b>
1	MARATHI DEPT	53,479.00
2	HINDI DEPARTMENT	1,200.00
3	ENGLISH DEPARTMENT	1,74,515.00
4	PALI AND BUDDHISM DEPARTMENT	49,099.00
5	FOREIGN LANGUAGES	69,952.00
6	HISTORY DEPARTMENT	6,382.00
7	GEOGRAPHY DEPARTMENT	39,330.00
8	POLITICAL SCIENCE DEPARTMENT	14,096.00
9	SOCIOLOGY DEPARTMENT	1,49,226.00
10	ECONOMICS DEPARTMENT	31,258.00
11	PSYCHOLOGY DEPARTMENT	40,730.00
12	LIBERAL ART	21,000.00
13	COMMERCE DEPARTMENT	3,83,814.00
14	MANAGEMENT SCIENCE DEPARTMENT	1,11,389.00
15	JOURNALISM AND MASS COMMUNICATION DEPARTMENT	29,42,705.00
16	LIBRARY & INFORMATION SCIENCE DEPARTMENT	30,000.00
17	MATHEMATICS DEPARTMENT	82,124.00
18	STATISTIC DEPT	10,951.00
19	PHYSICS DEPARTMENT	1,48,165.00
20	CHEMISTRY DEPARTMENT	10,33,379.00
21	ZOOLOGY DEPARTMENT	84,275.00
22	PAUL HERBERT CENTRE FOR DNA BARCODING & BIODIVERSITY STUDIES	1,67,452.00
23	BOTANY DEPARTMENT	1,36,179.00
24	ENVIRONMENTAL SCIENCE DEPARTMENT	16,000.00
25	CHEMICAL TECHNOLOGY DEPARTMENT	5,61,875.00
26	PRINTING TECHNOLOGY	5,96,580.00
27	COMPUTER SCIENCE DEPARTMENT	3,22,975.00
28	EDUCATION DEPARTMENT	1,92,580.00
29	VOCATIONAL B.ED / M.ED / M.PHIL	2,11,500.00
30	PHYSICAL EDUCATION DEPARTMENT	19,600.00
31	LAW DEPARTMENT	71,753.00
32	LIFELONG EDUCATION AND EXTENSION DEPARTMENT	1,69,831.00
33	NATIONAL SERVICE SHEAME	15,09,291.00
34	ASTHA DAY CARE CENTER	86,381.00
	<b>Total</b>	<b>9539066.00</b>

sd/-

**DR. N. S. RATHI**  
Finance & Accounts Officer

**DR. BABASAHEB AMBEDKAR MARATHWADA UNIVERSITY**  
**STATEMENT SHOWING DETAILS OF**  
**GENERAL SCHEMES OF TEACHING AND RESEARCH FOR THE YEAR 2016-2017 (GENERAL FUND)**  
**SCHEDULE 'K'**

Sr. No.	BUDGET HEAD	Expenditure
1	ALUMINA - EX STUDENTS	5000
2	AVISHKAR CELL	1284098
3	CENTRE FOR INTERNATIONAL RELATION	88225
4	COLLABORATION	221369
5	TA TO RES STUDENTS FOR PRESENTING RES PAPER	1300
6	ENT INCUBATOR ACTIVITY FOR KNOWLEDGE / CEN FOR INNOVATIVE IDEAS	20644
7	GOLDEN JUBILEE RESEARCH FELLOWSHIP	15135045
8	GRANT FOR MINOR RESEARCH PROJECT - ACADEMIC SECTION	178985
9	GRANT FOR MINOR RESEARCH PROJECT - AFFILIATED COLLEGES	244500
10	INNOVATIVE PROJECT & PROG / INTERNATIONAL CONF & OTHER	52050
11	ISO CERTIFICATION EXPENDITURE	20640
12	NAAC / IQAC CELL	263208
13	PET - PHD ENTRANCE TEST	120635
14	PLACEMENT	62029
15	REMU TO REGULAR, EXTENSION LECTURES & PG GRANTED TEACHER	7082100
16	SCIENCE DAY	76342
17	SEMINAR AND CONFERENCES AT COLLEGE LEVEL	535000
18	SEMINARS - CONFERENCES GRANT	4500
19	SHETKARI / SHETMAJURANCHYA PALLYANA SCHOLARSHIP	18788612
20	TRAINING FOR ENFORCEMENT OF REVISED SYLLABUS	45000
21	UNIVERSITY INTERNATIONAL ACCREDITATION	3885
22	UNIVERSITY OPEN-DAY	545332
23	VARIOUS LECTURE SERIES	57105
<b>Total</b>		<b>44835604</b>

Sd/-  
**DR. N. S. RATHI**  
 FINANCE & ACCOUNTS OFFICER



**DR. BABASAHEB AMBEDKAR MARATHWADA UNIVERSITY**  
**STATEMENT SHOWING DETAILS OF**  
**STUDENT WELFARE BOARD FOR THE YEAR 2016-2017 (GENERAL FUND)**  
**SCHEDULE 'L'**

Sr. No.	BUDGET HEAD	Expenditure
1	CONTINGENCY EXPENDITURE - UNIVERSITY STUDENTS COUNCIL PROGRAMME	53972
2	DOCUMENTATION	13781
3	LATE VASANTRAOJI KALE EARN AND LEARN SCHEME - INTENSIVE GRANT FOR COLLEGE	154250
4	LATE VASANTRAOJI KALE EARN AND LEARN SCHEME - UNIVERSITY	4615292
5	NOMINATION OF STUDENTS TO VARIOUS PROGRAMME	12040
6	UNIVERSITY STUDENTS COUNCIL PROGRAMME	34205
7	VARIOUS CAMPS / WORKSHOP - DRAMA TRAINING, PROGRAMME ETC	508000
8	VARIOUS COMPETITION	52500
9	VARIOUS PROG PARTICIPATION FUND UNDER HON' CHANCELLORS OFFICE AND OTHER	1580050
10	YOUTH SERVICE - STUDENT AID FUND (CONTINGENCY)	89500
11	YOUTH WELFARE PROGRAMME - CENTRAL YOUTH FESTIVAL	3334484
12	YOUTH WELFARE PROG - INDRA-DHANUSHYA, WEST ZON & NATIONAL YOUTH FESTIVAL	5422644
	<b>Total</b>	<b>15870718</b>

Sd/-

DR. N. S. RATHI

FINANCE &amp; ACCOUNTS OFFICER

**INDAPURKAR & MUNDADA  
CHARTERED ACCOUNTANTS**

Flat No.2, Chandra Pushp Sankul, New Shrey Nagar, Kalda Corner,  
AURANGABAD - 431005  
PHONE: +91-0240-2349870, 9822629870.  
E-Mail: [manojmundadaca@gmail.com](mailto:manojmundadaca@gmail.com)



**INDEPENDENT AUDITOR'S REPORT**

To,  
The Vice Chancellor,  
Dr Babasaheb Ambedkar Marathwada University,  
Aurangabad.

**Report on the Financial Statements**

We have audited the accompanying financial statements of Dr. Babasaheb Ambedkar Marathwada University which comprise the Balance Sheet as at March 31, 2017, the Statement of Income and Expenditure and the Statement of Receipt and Payment for the year then ended, and other explanatory information.

**Management's Responsibility for the Financial Statements**

Management is responsible for the preparation of these financial statements that give a True and fair view of the financial position, financial performance of the University in accordance with the Accounting Standard, Rules and Regulation as per the Maharashtra Universities Act, 1994. This responsibility includes the design, implementation and Maintenance of internal control relevant to the preparation and fair presentation of the financial statements that is free from material misstatement, whether due to fraud or error.


**Auditor's Responsibility**

Our responsibility is to express an opinion on these financial statements based on our audit. We conducted our audit in accordance with the Standards on Auditing issued by the Institute of Chartered Accountants of India. Those Standards require that we comply with ethical requirements and plan and perform the audit to obtain reasonable assurance about whether the financial statements are free from material misstatement.



# INDAPURKAR & MUNDADA CHARTERED ACCOUNTANTS

Flat No.2, Chandra Pushp Sankul, New Shrey Nagar, Kalda Corner,  
AURANGABAD - 431005  
PHONE: +91-0240-2349870, 9822629870.  
E-Mail: [manojmundadaca@gmail.com](mailto:manojmundadaca@gmail.com)



An audit involves performing procedures to obtain audit evidence about the amounts and disclosures in the financial statements. The procedures selected depend on the auditor's judgment, including the assessment of the risks of material misstatement of the financial statements, whether due to fraud or error. In making those risk assessments; the auditor considers internal control relevant to the preparation and fair presentation of the financial Statements in order to design audit procedures that are appropriate in the circumstances. An audit also includes evaluating the appropriateness of accounting policies used and the reasonableness of the accounting estimates made by management, as well as evaluating the overall presentation of the financial statements.

We believe that the audit evidence we have obtained is sufficient and appropriate to provide a basis for our qualified audit opinion.


## **Basis of Qualified Opinion:**

1. It is suggested that University should conduct Information Technology security & system audit of all department and University level at regular Interval of Time.
2. It is suggested that software should be developed which should be integrated with all the department of the University and field relevant to the concerned department should be made available for viewing to the concerned department. Software needs to be developed for Bank Reconciliation, Dead Stock Entry, Inventory management and specifically for accounting purpose for keeping proper check on the transactions.
3. The software at accounts level should be upgraded with regard to speed of generation of reports, types of reports and format of reports etc.
4. It is suggested that all the tenders executed by University should be verified with respect to issue, execution and completion of work.
5. It is suggested that balances of various departments of the University should be reconciled with the accounts department.
6. Amount of total Investments shown in Balance Sheet is subject to reconciliation with the "Statement of FDs held by University" issued by Bank.
7. Advance against Construction Rs.3,75,00,000/- as appearing in Balance Sheet is outstanding since long. It is suggested to Capitalise the same after due verification.



# INDAPURKAR & MUNDADA CHARTERED ACCOUNTANTS

Flat No.2, Chandra Pushp Sankul, New Shrey Nagar, Kalda Corner,  
AURANGABAD - 431005  
PHONE: +91-0240-2349870, 9822629870.  
E-Mail: [manojmundadaca@gmail.com](mailto:manojmundadaca@gmail.com)



8. It was observed that various advances accounts are having huge opening balances and the same needs to be confirmed and reconciled. As per accounting code No second advance or subsequent advances will ordinarily be granted unless first advance for the same head of account is fully recouped. However exceptional cases, the second advance may be granted with specific approval of competent authority. Accounting code also depicts to settle Advances in any case before end of financial year i.e. 31<sup>st</sup> March of every year, but same has not been followed.
9. As per the Maharashtra Universities Account Code there should be a centralized Purchase Store Unit & also Physical Verification Unit, it is suggested to form the said Units.
10. It has been observed that in some of the department manual provision watch register is not maintained properly, balances of provision not calculated properly & wherever there is re-appropriation of Budget provision, the Statement showing the re-appropriation is not attached with the register.
11. The Physical assets with the various departments does not match with the dead stock register and books of accounts the same needs to be reconciled.
12. Closing balances are not shown in dead stock register. Dead stock register at various departments has to be maintained as per account code book chapter 4.11 page no52. It is suggested to update the dead stock register on timely basis and take necessary actions as per standard procedures mentioned in the Account Code.
13. During the year bank reconciliation has been done by Chartered Accountant firm and we have relied on the same.
14. In Publication department old forms and prospectus were observed the same needs to be disposed off as per the procedure.


## Qualified Opinion:

In our opinion and to the best of our information and according to the explanations given to us, except for the effects of the matter described in the Basis for Qualified Opinion paragraph, the financial statements give the information required by the Act in the manner so required and give a true and fair view in conformity with the accounting principles generally accepted in India:



**INDAPURKAR & MUNDADA  
CHARTERED ACCOUNTANTS**

Flat No.2, Chandra Pushp Sankul, New Shrey Nagar, Kalda Corner,  
AURANGABAD - 431005  
PHONE: +91-0240-2349870, 9822629870.  
E-Mail: [manojmundadaca@gmail.com](mailto:manojmundadaca@gmail.com)



- (a) In the case of the Balance Sheet, of the state of affairs of the University as at March 31, 2017.
- (b) In the case of the Income and Expenditure, of the income for the year ended on that date.
- (c) In the case of the Receipt and Payment, of the Receipt and Payment for the year ended on that date.

**Other Matter:**

As stated in basis for qualified opinion bank balances in financial statements are not in conformity with Bank Reconciliation Statement and effects of various items in Bank reconciliation statement are not given in financial statements to respective Income & expenditure heads, hence True and Fair view of Financial Statements regarding the same cannot be assured.

Place: Aurangabad.  
Date: 27<sup>th</sup> Oct.2017

For Indapurkar and Mundada  
Chartered Accountants  
(Firm Reg.No.118855W)

*manoj*



CA Manoj G Mundada  
Partner.  
M.No.104727