



**DR. BABASAHEB AMBEDKAR MARATHWADA UNIVERSITY,
AURANGABAD.**
NAAC Accredited 'A' Grade

ANNUAL ACCOUNTS
(From 01-04-2013 to 31-03-2014)

**DR. BABASAHEB AMBEDKAR MARATHWADA UNIVERSITY
RECEIPT AND PAYMENT ACCOUNT FOR THE YEAR 2013-2014**

(01-04-2013 to 31-03-2014)

RECEIPTS	AMOUNT RS.
BALANCE OF COMMENCEMENT:	
1 CASH IN HAND	1,127
2 CASH IN HAND - SUB CAMPUS OSMANABAD	23,488
3 CASH AT BANK :	
i SAVING ACCOUNT	2,394,680
ii NON SALARY ACCOUNT	54,093,507
iii DISASTER MNGT FUND A/C	3,625,859
iv GOLDEN JUBILEE FUND A/C	2,240
v NAIP PROJECT	1,019,350
vi BOM UDF A/C OSMANABAD	14,408
vii EARN & LEARN SCHEME A/C OSMANABAD	6,638
viii VC'S CPF A/C	1,426
ix BOM A/C O'BAD	15,011,972
x APATKALIN VIDYARTHI SAHAYATA NIDHI	166,450
4 SCHOLARSHIP ACCOUNT :	
i BANK OF MAHARASHTRA (GOI)	61,762
ii PLA A/C CASH AT TREASURY	4,722,301
iii BOM SCHOLARSHIP A/C O'BAD	883,797
TOTAL :	82,029,005
SALARY ACCOUNT	
RECURRING:	
(A) SALARY ACCOUNT:	
GOVERNMENT OF MAHARASHTRA :	
SALARY GRANT	514,967,034
GRANTS FOR REIMBURSEMENT OF MEDICAL AID	616,041
TOTAL SALARY GRANT :	515,583,075

DR. BABASAHEB AMBEDKAR MARATHWADA UNIVERSITY
RECEIPT AND PAYMENT ACCOUNT FOR THE YEAR 2013-2014

(01-04-2013 to 31-03-2014)

PAYMENTS	AMOUNT RS.
BALANCE OF COMMENCEMENT:	
1 SALARY CURRENT A/C	6,746,972
2 CANARA BANK A/C	1,392,712
3 HORTICULTURE LOAN A/C	5,000,000
	13,139,684
SALARY ACCOUNT	
RECURRING:	
(A) SALARY ACCOUNT: (SCHEDULE 'B')	
ESTABLISHMENT CHARGES :	
PAY, ALLOWANCES & PROVIDENT FUND (POSTS UNDER SALARY GRANT SCHEME)	500,607,901
REIMBURSEMENT OF MEDICAL AID	616,041
TOTAL SALARY EXPENDITURE :	501,223,942

**DR. BABASAHEB AMBEDKAR MARATHWADA UNIVERSITY
RECEIPT AND PAYMENT ACCOUNT FOR THE YEAR 2013-2014**

(01-04-2013 to 31-03-2014)

RECEIPTS	AMOUNT RS.
PART-II (GENERAL FUND)	
(B) NON-SALARY ACCOUNTS :	
NON-SALARY FEES : (SCHEDULE'A')	
EXAMINATION FEES	349,831,492
TUITION FEES	59,557,462
OTHER FEES	128,891,631
MISCELLANEOUS RECEIPTS	112,306,408
SELF SUPPORTED COURSE	7,095,906
SALE OF UNIVERSITY PUBLICATION	8,209,546
UNIVERSITY LIBRARY	135,291
UNIVERSITY PRESS	1,577,823
GRAND TOTAL:	667,605,559

DR. BABASAHEB AMBEDKAR MARATHWADA UNIVERSITY
RECEIPT AND PAYMENT ACCOUNT FOR THE YEAR 2013-2014
(01-04-2013 to 31-03-2014)

PAYMENTS	AMOUNT RS.
PART-II (GENERAL FUND)	
(B) NON-SALARY ACCOUNTS :	
RECURRING: (SCHEDULE'C')	
SALARY (GENERAL FUND)	27,573,974
HONORARIUM / OT / OTHER SALARY EXPENSES - GENERAL FUND	83,009,744
CONTINGENCY EXPENDITURE	1,040,020
PRINTING & STATIONERY	6,074,490
REPAIR & MAINTENANCE TO COMPUTERS & EQUIPMENTS	4,590,156
TELEPHONE / INTERNET / ELECTRICITY	19,907,466
SELF SUPPORTED COURSES	6,088,618
SANITARY MATERIAL	53,547
NEWSPAPERS / MONTHLY PERIODICALS	123,453
TRAVELING AND CONVEYANCE ALLOWANCES	5,709,811
PRE-ENTARENCE TEST / EXAM EXP (DEPARTMENTAL)	838,907
MERIT SCHOLARSHIP	130,735
DIVISIONAL EDUCATIONAL & CULTURAL PROGRAM	6,656,775
CONSUMABLE / CHEMICAL ANALYSIS / RAW MATERIAL ----	10,512,636
WORKSHOP / SEMINAR / CONFERENCE / TRAINING ----	1,193,750
REMUNERATION TO CHB / GUEST LECTURER / REWARD	3,387,367
STUDENT WELFARE ACTIVITIES / STUDY TOUR	10,092,209
OTHER	5,690,273
GENERAL SCHEME OF TEACHING & RESEARCH	14,374,128
REPAIR & MAINTENANCE TO BUILDING	11,194,522
INSURANCE PREMIUM	1,078,653
MUNICIPAL CORPORATION TAX - (PROPERTY /WATER SUPPLY)	3,338,430
DEPRICIATION	35,000,000
MISCELLANEOUS EXPENDITURE (SCHEDULE'E')	29,791,112
EXAMINATION EXPENDITURE (SCHEDULE'D')	114,255,126
TOTAL RECURRING EXPENDITURE :	401,705,902
NON-RECURRING : (SCHEDULE'E')	
EQUIPMENTS & APPARATUS	7,102,225
BUILDING AND CONSTRUCTION	20,231,498
COMPUTER AND PERIPHERALS	6,724,570
FURNITURE AND FIXTURES	22,300,089
BOOKS	3,570,616
TOTAL NON-RECURRING EXPENDITURE :	59,928,998
TOTAL NON-SALARY EXPENDITURE :	461,634,900

DR. BABASAHEB AMBEDKAR MARATHWADA UNIVERSITY
RECEIPT AND PAYMENT ACCOUNT FOR THE YEAR 2013-2014

(01-04-2013 to 31-03-2014)

RECEIPTS	AMOUNT RS.
PART-III (Non-Plan)	
SPECIFIC GRANTS :	
RECURRING :	
1 GOVERNMENT OF MAHARASHTRA :	
A UNIVERSITY PROJECTS:-----	140,253,416
B INDIVIDUAL PROJECTS:-----	-
C SCHOLERSHIP & FELLOSHIPS:-----	4,181,431
TOTAL:	144,434,847
2 GOVERNMENT OF INDIA :	
A UNIVERSITY PROJECTS:-----	75,800
B INDIVIDUAL PROJECTS:-----	18,456,120
C SCHOLERSHIP & FELLOSHIPS:-----	845,909
TOTAL:	19,377,829
3 UNIVERSITY GRANTS COMMISSION :	
A UNIVERSITY PROJECTS:-----	25,540,376
B INDIVIDUAL PROJECTS:-----	8,583,233
C SCHOLERSHIP & FELLOSHIPS:-----	3,862,487
TOTAL:	37,986,096
4 OTHER AGENCIES :	
A UNIVERSITY PROJECTS:-----	912,916
B INDIVIDUAL PROJECTS:-----	4,527,429
C SCHOLERSHIP & FELLOSHIPS:-----	4,795,640
TOTAL:	10,235,985
TOTAL RECURRING PART-III (Non-Plan)	212,034,757
(PART-III NON-PLAN)	
NON-RECURRING :	
EQUIPMENTS & APPARATUS (GOM)-----	450,000
BUILDING CONSTRUCTION - (GOM)-----	108,301,000
VEHICLE (GOM)-----	4,500,000
BUILDING CONSTRUCTION - (UGC)-----	7,500,000
BOOKS - (UGC)-----	110,000
EQUIPMENTS & APPARATUS (UGC)-----	100,000
TOTAL NON-RECURRING PART-III (Non-Plan)	120,961,000
PART-IV (PLAN)	
NON-RECURRING :	
BUILDING CONSTRUCTION-----	27,635,000
TOTAL NON-RECURRING PART-IV (PLAN)	27,635,000
TOTAL NON-RECURRING	148,596,000
GRAND TOTAL	360,630,757
PART-IV (PLAN)	
GRAND TOTAL PART-III AND PART-IV	360,630,757

DR. BABASAHEB AMBEDKAR MARATHWADA UNIVERSITY
RECEIPT AND PAYMENT ACCOUNT FOR THE YEAR 2013-2014

(01-04-2013 to 31-03-2014)

PAYMENTS	AMOUNT RS.
PART-III (Non-Plan)	
SPECIFIC GRANTS :	
RECURRING :	
1 GOVERNMENT OF MAHARASHTRA :	
A UNIVERSITY PROJECTS:-----	139,472,842
B INDIVIDUAL PROJECTS:-----	315,054
C SCHOLERSHIP & FELLOSHIPS:-----	192,324
TOTAL:	139,980,220
2 GOVERNMENT OF INDIA :	
A UNIVERSITY PROJECTS:-----	1,983,506
B INDIVIDUAL PROJECTS:-----	14,766,829
C SCHOLERSHIP & FELLOSHIPS:-----	686,805
TOTAL:	17,437,140
3 UNIVERSITY GRANTS COMMISSION :	
A UNIVERSITY PROJECTS:-----	19,985,655
B INDIVIDUAL PROJECTS:-----	8,746,443
C SCHOLERSHIP & FELLOSHIPS:-----	13,696,354
TOTAL:	42,428,452
4 OTHER AGENCIES :	
A UNIVERSITY PROJECTS:-----	431,651
B INDIVIDUAL PROJECTS:-----	4,273,932
C SCHOLERSHIP & FELLOSHIPS:-----	2,496,926
TOTAL:	7,202,509
TOTAL RECURRING PART-III (Non-Plan)	207,048,321
(PART-III NON-PLAN)	
NON-RECURRING :	
EQUIPMENTS & APPARATUS (GOM)-----	119,860
BUILDING CONSTRUCTION - (GOM)-----	34,244,159
VEHICLE (GOM)-----	4,499,000
BUILDING CONSTRUCTION - (UGC)-----	5,090,973
BOOKS - (UGC)-----	64,379
EQUIPMENTS & APPARATUS (UGC)-----	1,560,669
TOTAL NON-RECURRING PART-III (Non-Plan)	45,579,040
PART-IV (PLAN)	
NON-RECURRING :	
EQUIPMENTS & APPARATUS-----	1,481,708
BUILDING CONSTRUCTION-----	31,735,330
BOOKS-----	1,231,088
TOTAL NON-RECURRING PART-IV (PLAN)	34,448,126
TOTAL NON-RECURRING	80,027,166
GRAND TOTAL	287,075,487
PART-IV (PLAN)	
RECURRING :	
U.G.C. XI PLAN - SALARY-----	4,163,838
TOTAL RECURRING PART-IV	4,163,838
GRAND TOTAL PART-III AND PART-IV	291,239,325

DR. BABASAHEB AMBEDKAR MARATHWADA UNIVERSITY
RECEIPT AND PAYMENT ACCOUNT FOR THE YEAR 2013-2014

(01-04-2013 to 31-03-2014)

RECEIPTS	AMOUNT RS.
PART-V (DEBTS,DEPOSITS,ADVANCES ETC.)	
OTHER MISCELLANEOUS HEADS :	
1 ADVANCES :	
(i) GENERAL	81,507,036
(ii) FESTIVAL	1,543,300
(iii) GENERAL , OSMANABAD	925,925
COMPUTER / MEDICLE / OTHER ADVANCE	329,790
2 DEPOSIT	22,546,763
3 CPF	2,451,702
4 GPF	16,082,700
5 PROFESSION TAX	1,896,748
6 INCOME TAX	59,062,168
7 SALES TAX	1,878,764
8 PF LOAN RECOVERY	3,566,250
9 GSLIS CLAIM	1,199,199
10 GSLIS PREMIUM	53,415
11 LIC PREMIUM	8,685,304
12 CTD - (HPO)	1,561,200
13 TEACHING STAFF CREDIT CO-OPERATIVE SOCIETY	7,337,259
14 NON TEACHING STAFF CREDIT CO-OPERATIVE SOCIETY	21,548,465
15 CENTRAL CONSUMER STORE	1,114,554
16 BANK LOAN RECOVERY	2,322,954
17 APATKALIN VIDYARTHI SAHAYATA NIDHI	786,461
18 DUSHKALGRASTA VIDYARTHI SAHAYYA NIDHI FOR EBC STUDENTS	352,000
19 ROYALTY	1,078,440
20 INCOME AND EXPENDITURE ACCOUNT	4,934,426
21 BRS EFFECT	427,216,168
22 INVESTMENT	709,311,606
23 ASSET - ADVANCE AGAINST GOVT GRANTS	1,431,941
24 DEPRECIATION	35,000,000
TRANSFER OF FUND A/C	
1 DEPRECIATION FUND A/C 20060533960	3,482,907
CLOSING BANK BALANCE	
1 HORTICULTURE LOAN	4,285,000
	1,347,963,425
GRAND TOTAL:	3,049,340,841

As per our Report of even date for M/s Indapurkar & Mundada Chartered Accountants

Sd/-

(GURDEEPSINGH BAGGA)

DR. BABASAHEB AMBEDKAR MARATHWADA UNIVERSITY
RECEIPT AND PAYMENT ACCOUNT FOR THE YEAR 2013-2014

(01-04-2013 to 31-03-2014)

PAYMENTS	AMOUNT RS.
PART-V (DEBTS, DEPOSITS, ADVANCES, ETC.)	
OTHER MISCELLANEOUS HEADS :	
1 ADVANCES :	
(i) GENERAL	128,555,517
(ii) FESTIVAL	1,335,000
(iii) GENERAL , OSMANABAD	926,825
COMPUTER / MEDICLE / OTHER ADVANCE	29,000
2 DEPOSIT	12,435,201
3 MIDC WATER CONNECTION DEPOSIT - OSMANABAD	10,125
4 GPF	16,003,697
5 PROFESSION TAX	1,880,260
6 INCOME TAX	57,670,621
7 SALES TAX	1,259,115
8 PF LOAN RECOVERY	3,569,250
9 GSLIS CLAIM	1,199,199
10 GSLIS PREMIUM	53,655
11 LIC PREMIUM	8,647,354
12 CTD - (HPO)	1,561,100
13 TEACHING STAFF CREDIT CO-OPERATIVE SOCIETY	7,370,224
14 NON TEACHING STAFF CREDIT CO-OPERATIVE SOCIETY	21,487,243
15 CENTRAL CONSUMER STORE	1,111,154
16 BANK LOAN RECOVERY	2,652,383
17 APATKALIN VIDYARTHI SAHAYATA NIDHI	1,024,327
18 DUSHKALGRASTA VIDYARTHI SAHAYATA NIDHI FOR EBC STUDENTS	158,000
19 ROYALTY	879,368
20 C P F OF VICE CHANCELLOR	27,000
21 INCOME AND EXPENDITURE ACCOUNT	3,897,182
22 BRS EFFECT	392,334,648
23 INVESTMENT	937,142,860
24 INVESTMENT - OSMANABAD	10,000,000
25 LIABILITY	6,092,764
TRANSFER OF FUND A/C	
1 DEVELOPMENT & PROGRAM FUND A/C 20060540515	62,399,000
2 DEVELOPMENT FUND	21,225,933
3 EMPLOYEES GROUP GRATUITY FUND ACCOUNT	857,368
4 ENDOWMENT FUND A/C	498,549
5 PROVIDENT FUND A/C	3,940,277
	1,708,234,199
CLOSING BALANCE:	
1 CASH IN HAND	9,052
2 CASH IN HAND (SUB CAMPUS,O'BAD)	27,402
3 NON-SALARY CURRENT A/C	56,469,310
4 AFFILIATION SAVING	759,581
5 APATKALIN VIDYARTHI SAHAYATA NIDHI	777,244
6 SALARY A/C	5,023,194
7 NON SALARY SAVING A/C	319,504
8 GOLDEN JUBILEE FUND ACCOUNT	3,162
9 VC'S CPF A/C	694,179
10 CANARA BANK	7,583
11 DISASTER MGNT FUND ACCOUNT	1,063,809
12 BANK OF MAHARASHTRA (O'BAD)	6,757,565
13 UNIVERSITY DEV. FUND A/C (O'BAD)	47,644
14 EARN & LEARN SCHEME C/A (O'BAD)	21,413
15 BANK OF MAHARASHTRA GOI (O'BAD)	1,888,149
GRAND TOTAL:	3,049,340,841
Sd/- DR SYED AZHARUDDIN FINANCE & ACCOUNTS OFFICER	Sd/- PROF B. A. CHOPADE VICE-CHANCELLOR

DR. BABASAHEB AMBEDKAR MARATHWADA UNIVERSITY**INCOME AND EXPENDITURE ACCOUNT FOR THE YEAR ENDED 31-3-2014**

EXPENDITURE	AMOUNT RS.
TO ESTABLISHMENT CHARGES :	
SALARY EXPENDITURE OF UNIVERSITY OFFICE TEACHING AND NON- 1 TEACHING DEPARTMENTS, PRESS, SURRENDER LEAVE, LTC, INTERIM RELIEF, D.A. ARREARS, AD-HOC & BONUS ETC.	532,961,754
2 HONORARIUM / OT / OTHER SALARY EXPENSES - GENERAL FUND	83,009,744
3 CONTINGENCY EXPENDITURE	1,040,020
4 PRINTING & STATIONERY	6,074,490
5 REPAIR & MAINTENANCE TO COMPUTERS & EQUIPMENTS	4,590,156
6 TELEPHONE / INTERNET / ELECTRICITY	19,907,466
7 SELF SUPPORTED COURSES	6,088,618
8 SANITARY MATERIAL	53,547
9 NEWSPAPERS / MONTHLY PERIODICALS	123,453
10 TRAVELING AND CONVEYANCE ALLOWANCES	5,709,811
11 PRE-ENTARENCE TEST / EXAM EXP (DEPARTMENTAL)	838,907
12 MERIT SCHOLARSHIP	130,735
13 DIVISIONAL EDUCATIONAL & CULTURAL PROGRAM	6,656,775
14 CONSUMABLE / CHEMICAL ANALYSIS / RAW MATERIAL ----	10,512,636
15 WORKSHOP / SEMINAR / CONFERENCE / TRAINING ----	1,193,750
16 REMUNERATION TO CHB / GUEST LECTURER / REWARD	3,387,367
17 STUDENT WELFARE ACTIVITIES / STUDY TOUR	10,092,209
18 OTHER	5,690,273
19 GENERAL SCHEME OF TEACHING & RESEARCH	14,374,128
20 REPAIR & MAINTENANCE TO BUILDING	11,194,522
21 INSURANCE PREMIUM	1,078,653
22 MUNICIPAL CORPORATION TAX - (PROPERTY /WATER SUPPLY)	3,338,430
23 DEPRICIATION	35,000,000
24 MISCELLANEOUS EXPENDITURE (SCHEDULE'E')	29,791,112
25 EXAMINATION EXPENDITURE (SCHEDULE'D')	114,255,126
SPECIFIC GRANTS:	
GOVT. OF MAHARASHTRA	139,980,220
GOVT OF INDIA	17,437,140
UNIVERSITY GRANTS COMMISSION	42,428,452
OTHER AGENCIES	7,202,509
EXCESS OF INCOME OVER EXPENDITURE TRANSFERRED TO B/S	281,081,388
TOTAL RS.	1,395,223,391

Sd/-
DR SYED AZHARUDDIN
FINANCE & ACCOUNTS OFFICER

Sd/-
PROF B. A. CHOPADE
VICE-CHANCELLOR

DR. BABASAHEB AMBEDKAR MARATHWADA UNIVERSITY**INCOME AND EXPENDITURE ACCOUNT FOR THE YEAR ENDED 31-3-2014**

INCOME	AMOUNT RS.
BY GRANTS TOWARDS SALARIES :	
GOVT. OF MAHARASHTRA :	
i) SALARY GRANT	514,967,034
ii) GRANTS FOR REIMBURSEMENT OF MEDICAL AID	616,041
BY FEES & GRANTS :	
EXAMINATION FEES	349,831,492
TUITION FEES	59,557,462
OTHER FEES	128,891,631
MISCELLANEOUS RECEIPTS	112,306,408
SELF SUPPORTED COURSE	7,095,906
SALE OF UNIVERSITY PUBLICATION	8,209,546
LIBRARY RECEIPTS	135,291
UNIVERSITY PRESS RECEIPTS	1,577,823
SPECIFIC GRANTS:	
GOVT. OF MAHARASHTRA	144,434,847
GOVT OF INDIA	19,377,829
UNIVERSITY GRANTS COMMISSION	37,986,096
OTHER AGENCIES	10,235,985
TOTAL RS.	1,395,223,391

AS PER OUR REPORT OF EVEN DATE FOR M/S INDAPURKAR & MUNDADA CHARTERED ACCOUNTANTS.

Sd/-
GURDEEPSINGH BAGGA
PARTNER

**Dr. Babasaheb Ambedkar Marathwada University****BALANCE SHEET AS ON 31st MARCH 2014**

		AMOUNT RS.	
31.03.2013	LIABILITIES	During the year	31.03.2014
12,167,350	GENERAL FUND:		12,167,350
843,222	GENERAL RESERVE FUND:		843,222
604,072,086	DEVELOPMENT GRANTS: (SPECIFIC PURPOSE)	604,072,086	
	NON PLAN	120,961,000	
	PLAN	27,635,000	752,668,086
18,592,984	DEPOSITS:	18,592,984	
	ADD : DURING THE YEAR	22,546,763	
	LESS : REFUND DURING THE YEAR	12,435,201	28,704,546
1,750,346	OTHER BALANCE :	1,750,346	
	ADD: CREDIT BALANCE		
	CTD	100	
	INCOME TAX	1,391,547	
	Dr B A M U C C Store	3,400	
	LIC	37,950	
	NON TEACHING STAFF SOCIETY	61,222	
	PROFESSIONAL TAX	16,488	
	ROYALTY	199,072	
	DUSHKALGRASTA VIDYARTHI SAHAYATA	194,000	
	CPF	2,424,702	
	SALE TAX	619,649	
	GPF	79,003	
		5,027,133	
	LESS: DEBIT BALANCE :		
	GSLIS PREMIUM	240	
	PF LOAN A/C	3,000	
	APATKALIN VIDYARTHI SAHAYATA	237,866	
	TEACHING STAFF SOCIETY	32,965	
	BANK LOAN RECOVERY	329,429	
		603,500	6,173,979
637,425,988	C/F		800,557,183

**Dr. Babasaheb Ambedkar Marathwada University****BALANCE SHEET AS ON 31st MARCH 2014**

		AMOUNT RS.	
31.03.2013	ASSETS	During the year	31.03.2014
511,466,748	UNIVERSITY ESTATE: (i) OUT OF GENERAL FUND (SCH 'E') (ii) OUT OF GRANT (SCH 'F') LESS: DEP DURING YEAR (SCH 'G')	511,466,748 20,231,498 71,070,462 6,700,523	596,068,185
2,281,147	UNIVERSITY PRESS: LESS: DEP DURING YEAR (SCH 'G')	2,281,147 74,711	2,206,436
84,016,736	FURNITURE AND FITTING: (i) OUT OF GENERAL FUND (SCH 'E') LESS: DEP DURING YEAR (SCH 'G')	84,016,736 22,300,089 2,201,340	104,115,485
1,003,308	TYPEWRITERS & DUPLICATORS: LESS: DEP DURING YEAR (SCH 'G')	1,003,308 98,580	904,728
84,296,109	LIBRARY BOOKS : (i) OUT OF GENERAL FUND (SCH 'E') (ii) OUT OF GRANT (SCH 'F') LESS: DEP DURING YEAR (SCH 'G')	84,296,109 3,570,616 1,295,467 5,521,650	83,640,542
199,159,591	SCI EQUIPMENT & APPARATUS: (i) OUT OF GENERAL FUND (SCH 'E') (ii) OUT OF GRANT (SCH 'F') LESS: DEP DURING YEAR (SCH 'G')	199,159,591 7,102,225 3,162,237 6,522,777	202,901,276
3,957,515	OTHER ASSET: LESS: DEP DURING YEAR (SCH 'G')	3,957,515 388,844	3,568,671
39,643,873	COMPUTER & PERIPHERALS: (i) OUT OF GENERAL FUND (SCH 'E') LESS: DEP DURING YEAR (SCH 'G')	39,643,873 6,724,570 12,983,967	33,384,476
5,166,267	VEHICLES: (i) OUT OF GRANT (SCH 'F') LESS: DEP DURING YEAR (SCH 'G')	5,166,267 4,499,000 507,609	9,157,658
930,991,294	C/F		1,035,947,458



Dr. Babasaheb Ambedkar Marathwada University

BALANCE SHEET AS ON 31st MARCH 2014

		AMOUNT RS.	
31.03.2013	LIABILITIES	During the year	31.03.2014
637,425,988	B/F		800,557,183
1,023,317	DEPERECIATION FUND A/c :	1,023,317	1,023,317
1,555,261,918	Income & Expenditure Accounts:	1,555,261,918	
	ADD : EXCESS OF INCOME OVER EXP DURING THE YEAR	281,081,388	
	BRS EFFECT DURING THE YEAR	1,037,244	
		34,881,520	1,872,262,070
6,092,764	GRANTS AND SCHOLERSHIP:	6,092,764	
	LESS : DURING THE YEAR	6,092,764	-
650,619	SOLAR LOAN:		650,619
1,050,000	COLLEGE RESERVE FUND :		1,050,000
74,894,818	TRANSFER OF FUND :	74,894,818	
	DEPRECIATION FUND A/C 20060533960	3,482,907	78,377,725
13,139,684	CLOSING BANK BALANCE:		
	HORTICULTURE LOAN	4,285,000	4,285,000
2,289,539,108		TOTAL RS.	2,758,205,915

Sd/-
DR SYED AZHARUDDIN
FINANCE & ACCOUNTS OFFICER

Sd/-
PROF B. A. CHOPADE
VICE-CHANCELLOR

**Dr. Babasaheb Ambedkar Marathwada University****BALANCE SHEET AS ON 31st MARCH 2014**

		AMOUNT RS.	
31.03.2013	ASSETS	During the year	31.03.2014
930,991,294	B/F		1,035,947,458
859,658,132	INVESTMENT: ADD : DURING THE YEAR LESS : ENCASHMENT DURING THE YEAR	859,658,132 947,142,860 709,311,606	1,097,489,386
259,390	DEPOSIT: WATER SUPPLY - OSMANABAD	259,390 10,125	269,515
103,520,622	ADVANCES: COLLEGE INDIVIDUAL PROJECTS INDIVIDUAL ADVANCE FOR OFFICE WORK MEDICAL FESTIVAL COMPUTER	104,773,510 19,163,336 17,992,584 7,166,685 881,363 83,435	150,060,913
37,500,000	ADVANCES AGAINST CONSTRUCTION:		37,500,000
1,431,941	ADVANCES: PENDING SANCTION OF GOVT GRANTS LESS : DURING THE YEAR	1,431,941 1,431,941	-
274,148,725	TRANSFER OF FUNDS: DEVELOPMENT & PROGRAM FUND DEVELOPMENT FUND EMPLOYEES GROUP GRATUITY FUND ENDOWMENT FUND PROVIDENT FUND	274,148,725 62,399,000 21,225,933 857,368 498,549 3,940,277	363,069,852
82,029,005	CLOSING BALANCE: CASH IN HAND NON-SALARY CURRENT A/C AFFILIATION SAVING APATKALIN VIDYARTHI SAHAYATA NIDHI SALARY A/C NON SALARY SAVING A/C GOLDEN JUBILEE FUND ACCOUNT VC'S CPF A/C CANARA BANK DISASTER MGNT FUND ACCOUNT SUB CAMPUS - OSMANABAD: CASH IN HAND (SUB CAMPUS,O'BAD) BANK OF MAHARASHTRA (O'BAD) UNIVERSITY DEV. FUND A/C (O'BAD) EARN & LEARN SCHEME C/A (O'BAD) BANK OF MAHARASHTRA GOI (O'BAD)	9,052 56,469,310 759,581 777,244 5,023,194 319,504 3,162 694,179 7,583 1,063,809 27,402 6,757,565 47,644 21,413 1,888,149	73,868,791
2,289,539,108		TOTAL RS.	2,758,205,915

AS PER OUR REPORT OF EVEN DATE FOR M/S INDAPURKAR & MUNDADA CHARTERED ACCOUNTANTS.

Sd/-
(GURDEEPSINGH BAGGA)
PARTNER

DR. BABASAHEB AMBEDKAR MARATHWADA UNIVERSITY, AURANGABAD					
CONTINGENCY FUND ACCOUNT					
RECEIPT AND PAYMENT ACCOUNT FOR THE YEAR 2013-14					
RECEIPTS		AMOUNT Rs.	PAYMENTS		AMOUNT Rs.
TO OPENING BALANCE		1,307	BY INVESTMENT ACCOUNT		104,446
TO INTEREST ON FDR		104,499	CLOSING BALANCE		
			CASH AT BANK		1,360
TOTAL:		105,806	TOTAL:		105,806
INCOME AND EXPENDITURE ACCOUNT FOR THE YEAR ENDED 31-3-2014					
EXPENDITURE		AMOUNT Rs.	INCOME		AMOUNT Rs.
TO EXCESS OF INCOME OVER EXPENDITURE TRANSFERRED TO B/S		104,499	BY INTEREST ON FDR		104,499
TOTAL:		104,499	TOTAL:		104,499
B/S AS ON 31st MARCH 2014					
LIABILITIES		AMOUNT Rs.	ASSETS		AMOUNT Rs.
CONTINGENCIES FUND ACCOUNT		2,019,333	INVESTMENT :		
INCOME & EXPENDITURE A/C			AS PER LAST B/S	4,857,116	
AS PER LAST B/S	2,719,341		ADD: DURING THE YEAR	104,446	4,961,562
ADD: DURING THE YEAR	104,499	2,823,840			
TRANSFER OF FUNDS ACCOUNT:			CLOSING BALANCE		
AS PER LAST B/S		119,749	CASH AT BANK		1,360
TOTAL:		4,962,922	TOTAL:		4,962,922

Sd/-
DR SYED AZHARUDDIN
FINANCE & ACCOUNTS OFFICER

Sd/-
PROF B. A. CHOPADE
VICE-CHANCELLOR

AS PER OUR REPORT OF EVEN DATE FOR M/S INDAPURKAR & MUNDADA CHARTERED ACCOUNTANTS

Sd/-
GURDEEPSINGH BAGGA
PARTNER

DR. BABASAHEB AMBEDKAR MARATHWADA UNIVERSITY, AURANGABAD					
DEPRECIATION FUND ACCOUNT					
RECEIPT AND PAYMENT ACCOUNT FOR THE YEAR 2013-14					
RECEIPTS		AMOUNT Rs.	PAYMENT		AMOUNT Rs.
TO OPENING BALANCE		38,488,748	BY INVESTMENT ACCOUNTS		322,090,273
TO INTEREST ACCOUNT		13,555,351	TO TRANSFER OF FUNDS		3,482,907
TO ENCASHMENT OF FDR		273,529,988	CLOSING BALANCE		
			CASH AT BANK		907
TOTAL:		325,574,087	TOTAL:		325,574,087
INCOME AND EXPENDITURE ACCOUNT FOR THE YEAR ENDED 31-3-2014					
EXPENDITURE		AMOUNT Rs.	INCOME		AMOUNT Rs.
TO EXCESS OF INCOME OVER EXPENDITURE TRANSFERRED TO B/S		13,558,562	BY INTEREST		13,555,351
			BY MISCELLANIOUS EXPENDITURE		3,211
TOTAL:		13,558,562	TOTAL:		13,558,562
B/S AS ON 31st MARCH 2014					
LIABILITIES		AMOUNT Rs.	ASSETS		AMOUNT Rs.
DEPRECIATION FUND		4,587,719	INVESTMENT ACCOUNT		
AS PER LAST B/S			AS PER LAST B/S	235,047,081	
INCOME AND EXPENDITURE ACCOUNT			ADD: DURING THE YEAR	322,090,273	
AS PER LAST B/S	59,823,460		LESS: ENCASHMENT DURING THE YEAR	273,529,988	283,607,366
ADD: DURING THE YEAR	13,558,562	73,382,022	PURCHASE OF ASSETS		
SECURITY DEPOSIT			AS PER LAST B/S		3,161,930
AS PER LAST B/S		18,192	GRANT REC'BLE FROM STATE GOVT		
GENERAL FUND			AS PER LAST B/S		214,441
AS PER LAST B/S		1,039,440	CONSTRUCTION BUILDING		
TRANSFER OF FUND ACCOUNT			AS PER LAST B/S		809,984
AS PER LAST B/S	212,250,162		CLOSING BALANCE		
LESS: TRAN TO NON-SALARY A/C	3,482,907	208,767,255	CASH AT BANK		907
TOTAL:		287,794,628	TOTAL:		287,794,628

AS PER OUR REPORT OF EVEN DATE FOR M/S INDAPURKAR & MUNDADA CHARTERED ACCOUNTANTS

Sd/-
DR SYED AZHARUDDIN
FINANCE & ACCOUNTS OFFICER

Sd/-
PROF B. A. CHOPADE
VICE-CHANCELLOR

Sd/-
GURDEEPSINGH BAGGA
PARTNER

DR. BABASAHEB AMBEDKAR MARATHWADA UNIVERSITY, AURANGABAD					
DEVELOPMENT AND PROGRAMME FUND ACCOUNT					
RECEIPT AND PAYMENT ACCOUNT FOR THE YEAR 2013-14					
RECEIPTS		AMOUNT Rs.	PAYMENTS		AMOUNT Rs.
TO TRANSFER OF FUNDS		62,399,000	BY INVESTMENT ACCOUNT		61,531,140
TO INTEREST ON FDR		43,863	BANK CHARGES		1,862
TO INCASHMENT OF FDR		1,487,277	CLOSING BALANCE		
			CASH AT BANK		2,397,138
TOTAL:		63,930,140	TOTAL:		63,930,140
INCOME AND EXPENDITURE ACCOUNT FOR THE YEAR ENDED 31-3-2014					
EXPENDITURE		AMOUNT Rs.	INCOME		AMOUNT Rs.
TO BANK CHARGES		1,862			
TO EXCESS OF INCOME OVER EXPENDITURE TRANSFER TO B/S		42,001	BY INTEREST		43,863
TOTAL:		43,863	TOTAL:		43,863
B/S AS ON 31st MARCH 2014					
LIABILITIES		AMOUNT Rs.	ASSETS		AMOUNT Rs.
DEVELOPMENT & PROGRAME FUND			INVESTMENT ACCOUNT		
AS PER LAST B/S		358,069	AS PER LAST B/S	1,487,277	
TRANSFER OF FUND A/C			ADD: DURING THE YEAR	60,043,863	61,531,140
AS PER LAST B/S	4,614		BOOKS		
ADD: DURING THE YEAR	62,399,000	62,403,614	AS PER LAST B/S		25,171
INCOME & EXPENDITURE A/C			DEPT OF JOURNALISM		
BALANCE AS PER LAST B/S	1,164,365		1 ISDN - AS PER LAST B/S		14,600
ADD: DURING THE YEAR	42,001	1,206,366	CLOSING BALANCE		
			CASH AT BANK		2,397,138
TOTAL:		63,968,049	TOTAL:		63,968,049

AS PER OUR REPORT OF EVEN DATE FOR M/S INDAPURKAR & MUNDADA CHARTERED ACCOUNTANTS

Sd/-
DR SYED AZHARUDDIN
FINANCE & ACCOUNTS OFFICER

Sd/-
PROF. B. A. CHOPADE
VICE-CHANCELLOR

Sd/-
GURDEEPSINGH BAGGA
PARTNER

DR. BABASAHEB AMBEDKAR MARATHWADA UNIVERSITY, AURANGABAD					
DEVELOPMENT FUND ACCOUNT					
RECEIPT AND PAYMENT ACCOUNT FOR THE YEAR 2013-14					
RECEIPTS		AMOUNT Rs.	PAYMENTS		AMOUNT Rs.
TO OPENING BALANCE		72,121	BY INVESTMENTS A/C		28,544,312
TO 7 % DEDUCTION FROM REMUNERATION OF EXAMINERS		3,459,333	CLOSING BALANCE		
TO INTEREST ACCOUNT		3,791,246	CASH AT BANK		4,321
TO TRANSFER OF FUNDS A/C		21,225,933			
TOTAL:		28,548,633	TOTAL:		28,548,633
INCOME AND EXPENDITURE ACCOUNT FOR THE YEAR ENDED 31-3-2014					
EXPENDITURE		AMOUNT Rs.	INCOME		AMOUNT Rs.
TO EXCESS OF INCOME OVER EXPENDITURE TRF TO B/S		3,791,246	BY INTEREST		3,791,246
TOTAL:		3,791,246	TOTAL:		3,791,246
B/S AS ON 31st MARCH 2014					
LIABILITIES		AMOUNT Rs.	ASSETS		AMOUNT Rs.
DEVELOPMENT FUND A/C			INVESTMENT ACCOUNT		
AS PER LAST B/S	23,113,962		AS PER LAST B/S	23,073,562	
ADD: DURING THE YEAR	3,459,333	26,573,295	ADD: DURING THE YEAR	28,544,312	51,617,874
INCOME AND EXPENDITURE A/C			CREATION OF ASSETS		
AS PER LAST B/S	11,240,785		(A) CHEMICAL TECHNOLOGY		
ADD : DURING THE YEAR	3,791,245	15,032,030	AS PER LAST B/S	1,313,624	
EXCESS OF INCOME OVER EXPENDITURE			(B) ELEC & COMPUTER SCIENCE		
TRANSFER OF FUNDS			EQUIPMENTS AND SOFTWARE'S		
ADD : DURING THE YEAR	21,225,933	14,088,474	AS PER LAST B/S	1,614,260	
LESS : AS PER LAST B/S	7,137,459		(C) CONS OF TEACHERS BHAVAN		
			AS PER LAST B/S	1,143,720	
			CLOSING BALANCE		
			CASH AT BANK	4,321	
TOTAL:		55,693,799	TOTAL:		55,693,799

AS PER OUR REPORT OF EVEN DATE FOR M/S INDAPURKAR & MUNDADA CHARTERED ACCOUNTANTS

Sd/-
DR SYED AZHARUDDIN
FINANCE & ACCOUNTS OFFICER

Sd/-
PROF B. A. CHOPADE
VICE-CHANCELLOR

Sd/-
GURDEEPSINGH BAGGA
PARTNER

DR. BABASAHEB AMBEDKAR MARATHWADA UNIVERSITY, AURANGABAD				
EMPLOYEES GROUP GRATUITY FUND ACCOUNT				
RECEIPT AND PAYMENT ACCOUNT FOR THE YEAR 2013-14				
RECEIPTS	AMOUNT Rs.	PAYMENTS	AMOUNT Rs.	
TO OPENING BALANCE	304,784	BY INVESTMENT ACCOUNT		301,428
TO INTEREST ACCOUNT	325,926	RENUAL PREMIUM(DCRG)		8,805,814
TO AMOUNT RECEIVED FROM ADM OFFICER (H.E.G.)	8,350,914	BANK CHARGES		169
RENEWAL PREMIUM	21,840	CLOSING BALANCE		753,421
TRANSFER OF FUND	857,368			
TOTAL:	9,860,832	TOTAL:		9,860,832
INCOME AND EXPENDITURE ACCOUNT FOR THE YEAR ENDED 31-3-2014				
EXPENDITURE	AMOUNT Rs.	INCOME	AMOUNT Rs.	
TO BANK CHARGES	169			
TO EXCESS OF INCOME OVER EXPENDITURE	325,757	BY INTEREST		325,926
TOTAL:	325,926	TOTAL:		325,926
B/S AS ON 31st MARCH 2014				
LIABILITIES	AMOUNT Rs.	ASSETS	AMOUNT Rs.	
GRATUITY FUND ACCOUNT		PREMIUM ACCOUNT		
BALANCE AS PER LAST B/S	6,604,895	BALANCE AS PER LAST B/S	5,880,591	
INCOME & EXPENDITURE ACCOUNT		ADD: DURING THE YEAR		5,880,591
BALANCE AS PER LAST B/S	15,123,379	INVESTMENT ACCOUNT		
ADD: DURING THE YEAR	325,757	AS PER LAST B/S	17,530,519	
PREMIUM-CUM-GRATUITY		ADD: DURING THE YEAR	301,428	17,831,947
BALANCE AS PER LAST B/S	2,753,422	CLAIM OF GRATUITY REC FROM LIC		
ADD: DURING THE YEAR	8,372,754	BALANCE AS PER LAST B/S		1,131,796
LESS: SETTLEMENT DURING YEAR	8,805,814	CLOSING BALANCE		
TRANSFER OF FUNDS A/C		CASH AT BANK		753,421
LESS: BALANCE AS PER LAST B/S	365,994			
ADD: DURING THE YEAR	857,368			
TOTAL:	25,597,755	TOTAL:		25,597,755

AS PER OUR REPORT OF EVEN DATE FOR M/S INDAPURKAR & MUNDADA CHARTERED ACCOUNTANTS

Sd/-
DR SYED AZHARUDDIN
FINANCE & ACCOUNTS OFFICER

Sd/-
PROF B. A. CHOPADE
VICE-CHANCELLOR

Sd/-
GURDEEPSINGH BAGGA
PARTNER

DR. BABASAHEB AMBEDKAR MARATHWADA UNIVERSITY, AURANGABAD			
ENDOWMENT FUND ACCOUNT			
RECEIPT AND PAYMENT ACCOUNT FOR THE YEAR 2013-14			
RECEIPTS	AMOUNT Rs.	PAYMENT	AMOUNT Rs.
OPENING BALANCE:		BY INVESTMENT ACCOUNT:	97,000
CASH AT BANK	5,856	PRIZES ACCOUNT	175,696
TO DONATION FOR INSTITUTION OF GOLD MEDAL	110,000	REFUND OF GOLD MEDAL	10,000
TO DONATION FOR INSTITUTION OF PRIZES	10,000	V R SAWANT TRUST	34,500
TO R N BAGLA SCHOLLERSHIP	50,000	WOCKHARDT RESEARCH FELLOWSHIP	97,500
TO CHANCELLOR'S OFFICE GRANT	15,000	ENDRESS + HOUSER PVT LTD SCHOLARSHIP	250,000
TO INTEREST ACCOUNT	13,873	GOVINDBHAI SHROFF SCHOLARSHIP	50,000
TO TRANSFER OF FUNDS	498,549	R N BAGLA SCHOLARSHIP	25,000
CLOSING BALANCE: CASH AT BANK	36,474	BANK CHARGES	56
TOTAL:	739,752	TOTAL:	739,752
INCOME AND EXPENDITURE ACCOUNT FOR THE YEAR ENDED 31-3-2014			
EXPENDITURE	AMOUNT Rs.	INCOME	AMOUNT Rs.
TO BANK CHARGES	56	BY INTEREST	13,873
TO PRIZES EXPENDITURE	40,175	BY GRANT RECEIVED FROM CHANCELLOR'S OFFICE	15,000
		BY EXCESS EXPENDITURE OVER INCOME	11,358
TOTAL:	40,231	TOTAL:	40,231

DR. BABASAHEB AMBEDKAR MARATHWADA UNIVERSITY, AURANGABAD					
ENDOWMENT FUND ACCOUNT					
B/S AS ON 31st MARCH 2014					
LIABILITIES		AMOUNT	ASSETS		AMOUNT Rs.
ENDOWMENT FUND			INVESTMENT ACCOUNT		
BALANCE AS PER LAST B/S		5,041,731	AS PER LAST B/S	14,504,923	
PRIZES PAYABLE ACCOUNT			ADD: DURING THE YEAR	97,000	14,601,923
BALANCE AS PER LAST B/S	80,002				
ADD: RECD. DURING THE YEAR	120,000				
LESS: PAID DURING THE YEAR	185,696	14,306			
INCOME AND EXPENDITURE A/C					
AS PER LAST B/S	7,557,978				
LESS: EXCESS EXPND OVER INCOME	11,358	7,546,620			
FELLOWSHIP SCHOLARSHIP					
AS PER LAST B/S	1,574,000				
ADD: DURING THE YEAR	50,000				
LESS: DURING THE YEAR	457,000	1,167,000			
LECTURER SERIES					
S.M.JOSHI		17,043			
TRANSFER OF FUNDS :					
BALANCE AS PER LAST B/S	280,200				
FROM NON-SALARY A/C	498,549	778,749			
CLOSING BALANCE					
CASH AT BANK		36,474			
TOTAL:		14,601,923	TOTAL:		14,601,923

AS PER OUR REPORT OF EVEN DATE FOR M/S INDAPURKAR & MUNDADA CHARTERED ACCOUNTANTS

Sd/-
DR SYED AZHARUDDIN
FINANCE & ACCOUNTS OFFICER

Sd/-
PROF B. A. CHOPADE
VICE-CHANCELLOR

Sd/-
GURDEEPSINGH BAGGA
PARTNER

DR. BABASAHEB AMBEDKAR MARATHWADA UNIVERSITY, AURANGABAD			
GENERAL RESERVE FUND ACCOUNT			
B/S AS ON 31ST MARCH 2014			
LIABILITIES	AMOUNT Rs.	ASSETS	AMOUNT Rs.
RESERVE FUND ACCOUNT AS PER LAST B/S	1,216,461	BUILDING AND FURNITURE AS PER LAST B/S	123,771
		TRANSFER OF FUND AS PER LAST B/S	1,092,690
TOTAL:	1,216,461	TOTAL:	1,216,461

AS PER OUR REPORT OF EVEN DATE FOR M/S INDAPURKAR & MUNDADA CHARTERED ACCOUNTANTS

Sd/-
DR SYED AZHARUDDIN
FINANCE & ACCOUNTS OFFICER

Sd/-
PROF B. A. CHOPADE
VICE-CHANCELLOR

Sd/-
GURDEEPSINGH BAGGA
PARTNER

DR. BABASAHEB AMBEDKAR MARATHWADA UNIVERSITY, AURANGABAD					
MAHATMA JYOTIBA PHULE STATUE ACCOUNT					
RECEIPT AND PAYMENT ACCOUNT FOR THE YEAR 2013-14					
RECEIPTS		AMOUNT Rs.	PAYMENTS		AMOUNT Rs.
OPENING BALANCE:					
CASH AT BANK		-	INVESTMENT ACCOUNT		3,005
TO INTEREST		3,005			
TOTAL:		3,005	TOTAL:		3,005
B/S AS ON 31st MARCH 2014					
LIABILITIES		AMOUNT Rs.	ASSETS		AMOUNT Rs.
STATUE FUND:			INVESTMENT ACCOUNT:		
AS PER LAST B/S		54,902	AS PER LAST B/S	32,281	
			ADD: DURING THE YEAR	3,005	35,286
INCOME & EXPENDITURE			M.J. PHULE STATUE		
AS PER LAST B/S	164,166		AS PER LAST B/S		46,658
ADD: DURING THE YEAR	3,851	168,017	TRANSFER OF FUNDS		140,975
TOTAL:		222,919	TOTAL:		222,919

AS PER OUR REPORT OF EVEN DATE FOR M/S INDAPURKAR & MUNDADA CHARTERED ACCOUNTANTS

Sd/-
DR SYED AZHARUDDIN
FINANCE & ACCOUNTS OFFICER

Sd/-
PROF B. A. CHOPADE
VICE-CHANCELLOR

Sd/-
GURDEEPSINGH BAGGA
PARTNER

DR. BABASAHEB AMBEDKAR MARATHWADA UNIVERSITY, AURANGABAD					
PROVIDENT FUND ACCOUNT					
RECEIPT AND PAYMENT ACCOUNT FOR THE YEAR 2013-14					
RECEIPTS		AMOUNT Rs.	PAYMENTS		AMOUNT Rs.
			OPENING BALANCE: CASH AT BANK		1,125,489
TO PF LOAN A/C : REC FROM JT DIR			INVESTMENT ACCOUNT		1,202,547
REFUNDABLE	5,367,840		P.F. LOAN ACCOUNT		
NON-REFUNDABLE	2,734,000		REFUNDABLE	6,041,940	
FINAL SETTLEMENT	13,859,666	21,961,506	NON-REFUNDABLE	3,164,000	
			FINAL SETTLEMENT	13,094,981	22,300,921
TO INDIVIDUAL ACCOUNTS			INDIVIDUAL A/C REMITTANCE TO		
G.P.F. SCHEME	10,000		JOINT DIRECTOR (H.E.G.)		
C.P.F. SCHEME	219,916	229,916	G.P.F. SCHEME	293,083	293,083
			UNIVERSITY PRESS		
TO UNIVERSITY PRESS EMP			EMP. FAMILY PENSION CPF	425,402	
FAMILY PENSION CPF SUB.		448,691	PRESS EMP CPF	448,691	874,093
			BANK CHARGES		169
TO INTEREST ACCOUNT		1,266,777	CLOSING BALANCE		
TRANSFER OF FUND		3,940,277	CASH AT BANK		2,050,865
Total Rs.		27,847,167	Total Rs.		27,847,167
INCOME AND EXPENDITURE ACCOUNT FOR THE YEAR ENDED 31-3-2014					
EXPENDITURE		AMOUNT Rs.	INCOME		AMOUNT Rs.
BANK CHARGES		169	BY INTEREST		1,266,777
ADMINISTRATIVE CHARGES		31,706	BY ADJUSTMENT		50,565
TO EXCESS INCOME OVER EXPENDITURE		1,285,467			
TOTAL:		1,317,342	TOTAL:		1,317,342

DR. BABASAHEB AMBEDKAR MARATHWADA UNIVERSITY, AURANGABAD					
PROVIDENT FUND ACCOUNT					
B/S AS ON 31st MARCH 2014					
LIABILITIES		AMOUNT Rs.	ASSETS		AMOUNT Rs.
PROVIDENT FUND : INDIVIDUAL A/C			INVESTMENT ACCOUNT		
BALANCE AS PER LAST B/S	20,386,808		BALANCE AS PER LAST B/S	37,331,492	
ADD: DURING THE YEAR			ADD: DURING THE YEAR	1,202,547	
SUBSCRIPTION TO G.P.F. A/C	10,000				38,534,039
CONTRIBUTION TO C.P.F.			PROVIDENT FUND LOAN ACCOUNT		
CONTRIBUTION OF EMPLOYEE ON LIEN	219,913		BALANCE AS PER LAST B/S	2,246,193	
LESS: PAYMENTS			ADD: PAYMENTS MADE DURING YEAR	22,300,921	
SUBSCRIPTION TO G.P.F. A/C	10,000		LESS: RECOVERY OF LOAN FROM EMP.	21,961,506	2,585,608
CONTRIBUTION TO C.P.F.	283,083	20,323,638			
INCOME AND EXPENDITURE A/C			REMITTANCE TO JOINT DIR. GRANT		
BALANCE AS PER LAST B/SS	28,504,937		BALANCE AS PER LAST B/S		7,162,268
ADD: DURING THE YEAR	1,285,470	29,790,407	UNIVERSITY PRESS EMPLOYEES		
TRANSFER OF FUNDS A/C			PROVIDENT FUND ACCOUNT		
BALANCE AS PER LAST B/S	3,792,801		BALANCE AS PER LAST B/S	590,741	
ADD: DURING THE YEAR	3,940,277		ADD: DURING YEAR	425,402	
ADD: GSLIS	9,892		LESS: ADJUSTMENT	862,415	153,728
ADD: GRATUITY	215,095	372,463	CLOSING BALANCE		
			CASH AT BANK		2,050,865
TOTAL:		50,486,508	TOTAL:		50,486,508

AS PER OUR REPORT OF EVEN DATE FOR M/S INDAPURKAR & MUNDADA CHARTERED ACCOUNTANTS

Sd/-
DR SYED AZHARUDDIN
FINANCE & ACCOUNTS OFFICER

Sd/-
PROF B. A. CHOPADE
VICE-CHANCELLOR

Sd/-
GURDEEPSINGH BAGGA
PARTNER

DR. BABASAHEB AMBEDKAR MARATHWADA UNIVERSITY, AURANGABAD				
RELIEF FUND ACCOUNT				
RECEIPT AND PAYMENT ACCOUNT FOR THE YEAR 2013-14				
RECEIPTS	AMOUNT Rs.	PAYMENT	AMOUNT Rs.	
OPENING BALANCE:		INVESTMENT ACCOUNT		132,323
CASH AT BANK	4,818	BANK CHARGES		169
TO INTEREST ACCOUNT	11,463	CLOSING BALANCE		
TO ENCASHMENT OF FDR	121,055	CASH AT BANK		4,844
TOTAL:	137,336	TOTAL:		137,336
INCOME AND EXPENDITURE ACCOUNT FOR THE YEAR ENDED 31-3-2014				
EXPENDITURE	AMOUNT Rs.	INCOME	AMOUNT Rs.	
BANK CHARGES	169			
TO EXCESS OF INCOME OVER EXPENDITURE	11,294	BY INTEREST		11,463
TRANSFERRED TO B/S				
TOTAL:	11,463	TOTAL:		11,463
B/S AS ON 31ST MARCH 2014				
LIABILITIES	AMOUNT	ASSETS	AMOUNT Rs.	
RELIEF FUND ACCOUNT:		INVESTMENTS		
AS PER LAST B/S	89,702	AS PER LAST B/S	121,055	
INCOME AND EXPENDITURE A/C		ADD: DURING THE YEAR	132,323	
AS PER LAST B/S	554,417	LESS: ENCASHMENT DURING THE YEAR	121,055	132,323
ADD: DURING THE YEAR	11,294	TRANSFER OF FUNDS		525,536
DISASTER MNGT-AAPATKALIN NIDHI		AS PER LAST B/S		
AS PER LAST B/S	7,290	CLOSING BALANCE		
		CASH AT BANK		4,844
TOTAL:	662,703	TOTAL:		662,703

AS PER OUR REPORT OF EVEN DATE FOR M/S INDAPURKAR & MUNDADA CHARTERED ACCOUNTANTS

Sd/-
DR SYED AZHARUDDIN
FINANCE & ACCOUNTS OFFICER

Sd/-
PROF B. A. CHOPADE
VICE-CHANCELLOR

Sd/-
GURDEEPSINGH BAGGA
PARTNER

DR. BABASAHEB AMBEDKAR MARATHWADA UNIVERSITY, AURANGABAD

Statement showing the Receipt (General Fund) for the year 2013-2014

SCHEDULE ' A '

SR. NO.	PARTICULARS	RECEIPT
1	EXAMINATION FEES :	
1	ARTS & SOCIAL FACULTY	76,303,368
2	SCIENCE FACULTY	65,001,793
3	ENGINEERING FACULTY	45,828,635
4	COMMERCE FACULTY	33,010,393
5	MANAGEMENT SCIENCE FACULTY	32,302,997
6	LIBRARY AND INFORMATION SCIENCE FACULTY	781,525
7	LAW FACULTY	7,801,607
8	EDUCATION FACULTY	4,114,204
9	PHYSICAL EDUCATION FACULTY	1,078,754
10	FINE ART FACULTY	299,685
11	ADMINISTRATIVE & PROCESSING / CENTRAL ASSESSMENT CHARGES	16,738,365
12	COMPUTER CHARGES	108,825
13	ENVIRONMENTAL FEES - FACULTY OF SCIENCE	174,705
14	PRACTICAL FEES	13,210,920
15	DISSERTATION / PROJECT / SYNOPSIS FEES	677,840
16	RECOUNTING / MODERATION / REVALUATION / REDRESAL	13,153,807
17	LATE FEES / FINE	4,423,975
18	EXTERNAL CANDIDATE FEES	14,629,260
19	MARKS MEMO / SALE OF RESULT SHEET	17,682,329
20	SUB-CAMPUS OSMANABAD	2,508,505
		349,831,492
2	TUITION FEES :	
1	MARATHI	25,880
2	HINDI	51,601
3	ENGLISH	170,057
4	URDU	67,050
5	PALI & BUDDHISM	14,210
6	FOREIGN LANGUAGES	136,000
7	SANSKRIT	23,280
8	HISTORY	68,986
9	GEOGRAPHY	253,520
10	POLITICAL SCIENCE	33,370
11	SOCIOLOGY	33,470
12	PUBLIC ADMINISTRATION	21,589
13	ECONOMICS	81,229
14	PSYCHOLOGY	192,872
15	JOURNALISM	967,135
16	LIBRARY & INFORMATION SCIENCE	75,944
17	COMMERCE	257,297
18	MANAGEMENT SCIENCE	7,212,217
19	TOURISM ADMIN	113,800
20	MATHEMATICS	25,340
21	STATISTICS	47,438
22	ZOOLOGY	40,731
23	PHYSICS	131,926
24	B VOC M VOC	81,575
25	NANO TECHNOLOGY	1,018,155
26	CHEMISTRY	132,192
27	BIOCHEMISTRY	56,094
28	BOTANY	39,616
29	ENVIRONMENTAL SCIENCE	55,717
30	CHEMICAL TECHNOLOGY	1,384,280
31	PRINTING TECH AND GRAPHIC ARTS	442,957
32	COMPUTER SCIENCE	2,009,052

DR. BABASAHEB AMBEDKAR MARATHWADA UNIVERSITY, AURANGABAD

Statement showing the Receipt (General Fund) for the year 2013-2014

SCHEDULE ' A '

SR. NO.	PARTICULARS	RECEIPT
33	INFORMATION TECHNOLOGY	3,934,260
34	M.C.A.	3,866,066
35	EDUCATION	846,967
36	PHYSICAL EDUCATION	683,903
37	LAW	449,831
38	DRAMATICS	235,203
39	FINE ARTS	758,217
40	MUSIC	59,164
41	DANCE	20,000
42	B ED / M ED VOCATIONAL	16,228,720
43	TARABAI SHINDE WOMENS STUDIES CENTRE	44,080
44	Ph. D. FEES	12,984,179
45	M.PHIL FEES	1,315,344
46	SUB-CAMPUS OSMANABAD	2,866,948
		59,557,462
3	OTHER FEES :	
1	AFFILIATION FEES	70,690,496
2	CONVOCATION FEES	11,556,290
3	MIGRATION CERTIFICATE	747,090
4	MERIT /INTERNSHIP /PROVISIONAL /PASSING /PH D ---	8,737,872
5	RECOGNITION FEES-P.G.TEACHER & PH.D. GUIDE	439,950
6	E- SERVICE FEES	8,201,103
7	N S S	1,570,948
8	DISASTER MANAGEMENT (APAT KALIN NIDHI)	2,191,551
9	SPORTS FEES	5,119,521
10	STUDENT WELFARE FUND	2,085,047
11	ASHWAMEDH TOURNAMENT	894,170
12	AVISHKAR	869,355
13	INDRADHANUSHYA FEES	783,537
14	AVHAN	786,859
15	ABHIYAN	755,456
16	UNIVERSITY	764,865
17	YOUTH FESTIVAL FEES	4,724,579
18	STUDENT SAFETY INSURANCE	860
19	REGISTRATION FEES	3,751,011
20	ENTRANCE TEST / PET FEES	239,250
21	GYMKHANA FEES	21,980
22	LIBRARY FEES	202,842
23	LABORATORY FEES	529,168
24	STUDENT AID FUND	20,930
25	SUB-CAMPUS OSMANABAD	658,357
26	LATE VASANTRAO KALE S S Y EARN AND LEARN	1,112,892
27	MEDICAL EXAMINATION FEES	4,523
28	OTHER CHARGES	1,431,129
		128,891,631
4	MISCELLANEOUS RECEIPTS :	
1	RENT OF UNIVERSITY QUARTERS BUILDING / WATER CHARGES	781,004
2	UNIV. GUEST HOUSE RECEIPTS- RENT/SERVICE CHARGES	2,452,210
3	CANTEEN RENT	727,114
4	RENT FOR UNIV. HOSTELS	252,221
5	PRIYDARSHINI HOSTEL	90,164
6	RENT OF AUDITORIUM	187,500
7	RENT OF POST-OFFICE	2,970
8	RENT OF LAND / LEASE	64,444
9	HIRE CHARGES OF UNIVERSITY VEHICLE	119,388
10	BAD MINTON CHARGES	85,600

DR. BABASAHEB AMBEDKAR MARATHWADA UNIVERSITY, AURANGABAD

Statement showing the Receipt (General Fund) for the year 2013-2014

SCHEDULE ' A '

SR. NO.	PARTICULARS	RECEIPT
11	ENTRY FEES	34,978
12	ANALYSIS SERVICES	41,175
13	HEALTH CENTER - MEDICINES CHARGES	27,809
14	GOWN HIRE CHARGES	49,375
15	TENDER FORM FEES	791,650
16	INFORMATION ACT RECEIPT	20,896
17	DIVIDEND ON EQUITY SHARES / INTEREST	94,816,705
18	SALE OF WASTE PAPERS	1,039,986
19	EARN AND LEARN SCHEME	839,597
20	CAMPUS DEVELOPMENT AND FRUIT PLANTATION	170,262
21	SUNDRY RECEIPTS	9,711,360
		112,306,408
5	SELF SUPPORTED COURSE :	
1	SELF SUPPORTED COURSE	7,095,906
		7,095,906
6	SALE OF UNIVERSITY PUBLICATIONS :	
1	SALE OF UNIVERSITY PUBLICATION AND VARIOUS FORMS	8,209,546
		8,209,546
7	UNIVERSITY LIBRARY :	
1	RECOVERY OF COST OF LOST BOOKS	35,078
2	RECOVERY OF FINE FROM STUDENTS	38,005
3	LIBRARY XEROXING CHARGES	22,070
4	THE DOCTORAL RESEARCH BOOK	2,700
5	LIBRARY INTERNET LAB	37,438
		135,291
8	UNIVERSITY PRESS :	
1	MINUTES, SYLLABI ETC.	1,577,823
		1,577,823
	TOTAL RECEIPT (GENERAL FUND):	667,605,559

Sd/-

DR SYED AZHARUDDIN
FINANCE & ACCOUNTS OFFICER

DR. BABASAHEB AMBEDKAR MARATHWADA UNIVERSITY, AURANGABAD
STATEMENT SHOWING THE SALARY EXPENDITURE FOR THE YEAR 2013-2014
SCHEDULE ' B '

Sr. No.	Name of the Section / Department	Salary Expenditure
1	UNIVERSITY OFFICE :	
	VICE-CHANCELLOR/REGISTRAR	2642293
	(A) ACADEMIC SECTION	5649231
	(B) P.G. SECTION	3030893
	(C) EXAMINATION SECTION	19207603
	(D) FINANCE & ACCOUNTS SECTION	8084600
	(E) ESTABLISHMENT SECTION	14723064
	(F) PRE-AUDIT SECTION	934855
	(G) OTHER STAFF	5412934
	(H) PLANING AND STATISTICAL UNIT	5397829
	(I) SPECIAL CELL	584540
	CHANGE IN PAY SCALE /L.T.C./ M.L.T.C./	8573769
	ENCASHMENT OF LEAVE / ARREARS OF DA ETC.	119334640
2	NATIONAL SERVICE SCHEME	625970
3	COLLEGE TRIBUNAL	1297903
4	USIC	1768918
5	BOARD OF EXTRA MURAL STUDIES	1154256
6	UNIVERSITY GARDEN	4687729
7	UNIVERSITY EMPLOYMENT INF & GUIDANCE	691238
8	CENTRAL WORKSHOP	2867299
9	UNIVERSITY LIBRARY	12631250
10	UNIVERSITY ESTATE	21373251
11	HEALTH CENTRE	1443457
12	STUDENT'S WELFARE BOARD	2686985
13	GUEST HOUSE	282258
	Total Rs. (A)	245086765
	EDUCATIONAL DEPARTMENTS:	
14	MARATHI	11454661
15	HINDI	9049423
16	ENGLISH	13050518
17	URDU	4420892

Sr. No.	Name of the Section / Department	Salary Expenditure
18	PALI & BUDDHISM	1820877
19	FOREIGN LANGUAGE	3158759
20	HISTORY	6179870
21	POLITICAL SCIENCE	8311572
22	SOCIOLOGY	9754179
23	PUBLIC ADMINISTRATION	7076878
24	ECONOMICS	11427195
25	JOURNALISM AND MASS COMMUNICATION	6749412
26	LIBRARY & INFORMATION SCIENCE	2841158
27	COMMERCE	8774241
28	MANAGEMENT SCIENCE	1197159
29	TOURISM ADMINISTRATION	1416659
30	MATHEMATICS	9433799
31	STATISTICS	4893910
32	ZOOLOGY	25461685
33	PHYSICS	17803315
34	CHEMISTRY	18093321
35	BIO-CHEMISTRY	7634838
36	BOTANY	12543289
37	ENVIRONMENTAL SCIENCE	5907441
38	CHEMICAL TECHNOLOGY	8734737
39	COMPUTER SCIENCE & IT.	11992253
40	PHYSICAL EDUCATION	2616753
41	BOARD OF SPORT	1270308
42	LAW	2775172
43	DRAMATICS	5782414
44	LIFELONG EDUCATION AND EXTENSION	4959304
45	OSMANABAD SUB CAMPUS	8935144
	TOTAL RS. (B)	255521136
46	MEDICAL RE-IMBURSEMENT	616041
	TOTAL RS. (C)	616041
	TOTAL SALARY GRANT (GOM)Rs.(A+B+C)	501223942
47	PLAN POST	4163838
	TOTAL RS. (D)	4163838

Sr. No.	Name of the Section / Department	Salary Expenditure
	SALARY GENERAL FUND:	
1	ARREARS-PRESS STAFF	26800
2	BIO-CHEMISTRY DEPARTMENT	196360
3	ENVIRONMENTAL SCIENCE DEPARTMENT	184360
4	EXAMINATION SECTION-UNIVERSITY FUND	337764
5	MATHEMATICS DEPARTMENT	138940
6	NATIONAL SERVICE SCHEME	106902
7	PHYSICAL EDUCATION DEPARTMENT	606540
8	PHYSICS DEPARTMENT	184360
9	STATISTICS DEPARTMENT	138940
10	CHEMICAL TECHNOLOGY DEPARTMENT	1910839
11	CHEMISTRY DEPARTMENT	535144
12	CHEMISTRY DEPARTMENT-OSMANABAD	1180588
13	EDUCATION DEPARTMENT	4751102
14	EDUCATION DEPARTMENT - OSMANABAD	1099416
15	FINE ART DEPARTMENT	601119
16	GEOGRAPHY DEPARTMENT	624721
17	INFORMATION SCIENCE DEPARTMENT	1704824
18	MANAGEMENT SCIENCE DEPARTMENT (INCLUDING MCA)	5783558
19	MANAGEMENT SCIENCE DEPARTMENT (WITH MCA) - OSM	2198832
20	MUSIC DEPARTMENT	56000
21	NANO TECHNOLOGY DEPARTMENT	597064
22	PRESS	2599503
23	PRINTING TECHNOLOGY DEPARTMENT	519569
24	PSYCHOLOGY DEPARTMENT	209360
25	PUBLIC RELATION OFFICE	48500
26	SANSKRUT DEPARTMENT	1232869
	TOTAL RS. (E)	27573974
	TOTAL SALARY EXPENDITURE RS. (A+B+C+D+E)	532961754

Sd/-
DR SYED AZHARUDDIN
FINANCE & ACCOUNTS OFFICER

DR. BABASAHEB AMBEDKAR MARATHWADA UNIVERSITY, AURANGABAD
THE BREAK-UP OF RECURRING EXPENDITURE FOR THE YEAR 2012-2013 (GENERAL FUND)

SCHEDULE 'C'

PARTICULARS NAME OF DEPARTMENT / SECTION	TOTAL	HONORARIUM / OTHER SALARY EXPENSES GENERAL FUND	CONTINGENCY / MISCELLANEOUS	PRINTING & STATIONERY	REPAIR & MAINTENANCE TO COMPUTERS & EQUIPMENTS AND OTHER	TELEPHONE / INTERNET / ELECTRICITY	SELF SUPPORTED COURSES
1	2	3	4	5	6	7	8
UNIVERSITY DEPARTMENTS							
MARATHI	71,517		6,292	1,055	2,069		674
HINDI	94,063		14,977	20,537	9,390		30,470
ENGLISH	219,369		8,107	13,864	16,198		88,000
URDU	57,028		14,684	6,955			15,400
PALI & BUDDHISM	59,785		4,853	448			16,774
FOREIGN LANGUAGES	71,575		4,722	10,807	6,200		
SANSKRIT	1,273,167	1,232,869	10,000	8,483			
HISTORY	232,992			29,643	4,950		501
GEOGRAPHY	686,876	624,721	3,700	15,602	4,760		12,405
POLITICAL SCIENCE	98,103		14,266	16,955			30,455
SOCIOLOGY	95,295		11,291	14,753	5,815		1,200
PUBLIC ADMINISTRATION	91,383		9,681	17,662	14,439		21,550
ECONOMICS	166,116		8,923	20,000	19,980		
PSYCHOLOGY	262,416	209,360	1,489	15,108			8,400
JOURNALISM & MASS COMMUNICATION	2,087,632		17,335	49,810	12,774	49,951	1,535,755
LIBRARY & INFORMATION SCIENCE	82,780		10,000	10,120	14,910		26,150
COMMERCE	109,029		19,981	18,563	8,200		
MANAGEMENT SCIENCE	6,945,285	5,783,558	24,079	81,869	12,283	78,375	355,230
TOURISM ADMINISTRATION	112,805		10,000	10,408	9,260		
MATHEMATICS	256,691	138,940	4,589	25,000	2,299		42,112
STATISTICS	237,721	138,940	15,000	24,981			2,800
ZOOLOGY	1,064,513		29,658	29,681	66,678		42,000
MARINE RESEARCH LABORATORY	853,981	40,000	79,194	29,640	143,003	173,083	
PHYSICS	808,007	184,360	28,212	21,418	50,163		
NANO TECHNOLOGY	624,113	597,064					
CHEMISTRY	2,279,334	535,144	14,884	19,207	61,825		425,133
BIO-CHEMISTRY	1,549,537	196,360		8,780	960	2,300	478,125
BOTANY	844,493		33,446	38,578	93,821		50,000
BOTANICAL GARDEN	32,462				22,462		
ENVIRONMENTAL SCIENCE	448,651	184,360	10,000	9,687	14,988		
CHEMICAL TECHNOLOGY	2,684,558	1,910,839	24,363	75,524	91,663		59,129
PRINTING TECHNOLOGY	779,114	519,569	13,330	26,333	16,920		1,550
COMPUTER SCIENCE & IT	276,348		43,179	105,073	36,891		44,705
INFORMATION TECHNOLOGY	1,930,482	1,704,824	19,998	109,481	41,179		
EDUCATION	6,895,697	4,751,102	16,424	19,921			2,025,618
PHYSICAL EDUCATION	686,827	606,540	5,458	15,071	5,000		15,091
UNIVERSITY BOARD OF SPORT	3,583,730						
LAW	123,504		3,774	39,297	14,233	30,000	32,700
DRAMATICS	221,997		12,302	33,740	23,030		
FINE ART	747,595	601,119	6,180	3,830	2,599		
MUSIC	76,335	56,000	3,489	1,879	700		
DANCE	3,700		2,600	1,100			
LIFELONG EDUCATION AND EXTENSION	1,431,962		4,142	82,750	10,101		302,692
TOTAL:	41,258,568	20,015,669	564,602	1,083,613	839,743	333,709	5,664,619
SUB-CAMPUS OSMANABAD DEPARTMENTS							
CHEMISTRY - OSMANABAD	1,692,166	1,180,588	19,878	14,422	19,804		
WATER & LAND MANAGEMENT - OSMANABAD	48,761		11,568	3,334	2,600		
MICRO-BIOLOGY - OSMANABAD	506,191		9,181	14,800	29,664		
BIOTECHNOLOGY - OSMANABAD	477,425		9,273	13,221	31,340		2,500
ENGLISH - OSMANABAD	70,254		7,500	12,344	10,614		
EDUCATION - OSMANABAD	1,284,733	1,099,416	4,617	14,994			
MANAGEMENT SCIENCE - OSMANABAD	2,386,950	2,198,832	19,800	24,913	13,330		
TOTAL:	6,466,480	4,478,836	81,817	98,028	107,352	0	2,500

DR. BABASAHEB AMBEDKAR MARATHWADA UNIVERSITY, AURANGABAD
THE BREAK-UP OF RECURRING EXPENDITURE FOR THE YEAR 2012-2013 (GENERAL FUND)

SCHEDULE 'C'

SANITARY MATERIAL	NEWSPAPERS / MONTHLY PERIODICALS	TRAVELING AND CONVEYANCE ALLOWANCES	EXAMINATION EXPENDITURE / PRE-ENTRANCE TEST	MERIT SCHOLARSHIP / RESEARCH SCHOLARSHIP	DIVISIONAL EDUCATIONAL & CULTURAL PROGRAM / SPORT TOURNAMENTS	CONSUMABLE / CHEMICAL ANALYSIS / RAW MATERIAL / SPORT MATERIAL	WORKSHOP / SEMINAR / CONFERENCE / TRAINING / MEETING / CAMP / EXHIBITION	REMUNERATION TO GUEST LECTURER / CHB / REWARD	STUDY TOUR	OTHER
9	10	11	12	13	14	16	17	18	19	20
			19,885	6,250	21,343				13,949	
			4,665	4,500	8,324			1,200		
			54,700	4,500	10,000			4,000	20,000	
			10,000		9,989					
			3,160		10,000			9,550	15,000	
					49,846					
			15,000	3,500	3,315					
			17,160	1,750	49,988			99,000	30,000	
				750	4,994				19,944	
			10,927	5,500					20,000	
			36,736	5,500					20,000	
			6,501	5,750	9,800			6,000		
			18,196	2,500	28,148			48,369	20,000	
						359		7,700	20,000	
			10,100		281,663		69,744	50,500	10,000	
				1,000	5,000			600	15,000	
				9,000	11,935			41,350		
			6,100	7,750	19,930		24,362	93,784	100,000	357,965
			31,701		10,000			16,436	25,000	
				6,000	9,801			7,950	20,000	
				1,000	25,000			10,000	20,000	
			5,000	3,500	1,938	824,578			50,000	11,480
					143,224	179,967		33,041		32,829
						483,854			40,000	
						13,854		13,195		
			40,000	1,750	24,999	1,072,206		4,850	79,336	
				2,500		840,512			20,000	
			20,006		25,000	472,854		10,830	99,958	
						10,000				
			30,000	750		183,866			15,000	
			22,529	2,250	18,600	448,540		20,500	10,621	
			1,849		11,967	166,596		15,000	6,000	
			42,000	4,500					55,000	
									20,000	
			19,574	1,750	9,956		19,952	11,400		
			20,407			19,260				
					3,422,252		82,878	78,600		
				3,500						
			3,682	3,500	108,163			37,580		
			1,204		67,813			64,850		
			507		13,760					
					1,011,945				15,000	5,332
0	0	0	451,589	89,250	5,428,693	4,716,446	196,936	686,285	779,808	407,606
			9,316	3,500	19,909	399,229		5,520	20,000	
					5,340		25,919			
				3,500	23,437	396,607		9,002	20,000	
			6,017	3,500	11,765	389,923		9,886		
				3,500	16,296			5,000	15,000	
				1,750	19,915		114,965	14,076	15,000	
					25,000		49,525	8,636	30,000	16,914
0	0	0	15,333	15,750	121,662	1,185,759	190,409	52,120	100,000	16,914

DR. BABASAHEB AMBEDKAR MARATHWADA UNIVERSITY, AURANGABAD

THE BREAK-UP OF RECURRING EXPENDITURE FOR THE YEAR 2012-2013 (GENERAL FUND)

SCHEDULE 'C'

PARTICULARS NAME OF DEPARTMENT / SECTION	TOTAL	HONORARIUM / OTHER SALARY EXPENSES GENERAL FUND	CONTINGENCY / MISCELLANEOUS	PRINTING & STATIONERY	REPAIR & MAINTENANCE TO COMPUTERS & EQUIPMENTS AND OTHER	TELEPHONE / INTERNET / ELECTRICITY	SELF SUPPORTED COURSES
1	2	3	4	5	6	7	8
RESEARCH AND STUDY CENTRE							
MAHATMA JYOTIBA PHULE PRATISHTHAN	68,540	11,000	3,500	5,000			
DR. BABASAHEB AMBEDKAR RESEARCH CENTRE	5,434						
RAJARSHEE SHAHU MAHARAJ RESEARCH CENTRE	48,794	16,500					
GAUTAM BUDDHA STUDY CENTRE	29,565	19,500					
CHHATRAPATI SHIVAJI MAHARAJ STUDY CENTRE	16,480	1,000					
MAHATMA GANDHI STUDY CENTRE	43,379	21,000		600			
ANNABHAU SATHE STUDY CENTRE	75,090	16,500					
SAHAKAR M BALASAHEB PAWAR STUDY CENTER	139,207	16,500	4,359				
SHAHID BHAGATSING CHAIR	122,648	16,500	5,000	4,133			
RURAL PROBLEMS RESEARCH CENTRE	135,494	16,500	5,000	5,000			
VASANRAO NAIK STUDY CENTRE	44,071						
TARABAI SHINDE WOMEN'S STUDY CENTER	21,890	6,000	890				
TOTAL:	750,592	141,000	18,749	14,733	0	0	0
STUDENT WELFARE BOARD & HOSTELS							
STUDENT WELFARE BOARD	9,212,401		8,764				
KRANTIJYOT SAVITRIBAI PHULE WOMEN'S HOSTEL	74,339	12,000	15,510	9,490	10,112		
MATOSHRI JIJAU WOMEN'S HOSTEL	83,814	13,500	19,900		10,112		
POST GRADUATE WOMEN'S HOSTEL NO 3	67,466		18,790	5,000	13,482		
PRİYADARSHINI WOMEN'S HOSTEL	67,519	12,000	4,775	10,148	6,742		
CHHATRAPATI SHIVAJI MAHARAJ BOYS HOSTEL	102,453	20,500	23,245	10,000			
KARVVEER BHARAOU PATIL BOYS HOSTEL	38,725	12,000	10,000				
MAHARSHI VITTHAL RAMAJI SHINDE BOYS HOSTEL	26,268		160	9,300			
SHAHID BHAGATSINGH BOYS HOSTEL	50,551	16,500	7,475	9,910			
SIDDHARTHA SANSHODHAN CHHATRA BOYS HOSTEL	37,631			10,000			
STUDENT LOUNGE	25,700	4,500	1,200	20,000			
GURUDEV RAVINDRANATH TAGORE SHIKSHAK BHAVAN	46,334		17,240				
UNIVERSITY GUEST HOUSE	91,828		2,580				
TOTAL:	9,925,029	91,000	129,639	83,848	40,448	0	0
UNIVERSITY LIBRARY	484,491		11,958	160,440	110,074	3,938	
SUB-CAMPUS LIBRARY - OSMANABAD	29,643		9,700	19,943			
NET / SET GUIDANCE AND TRAINING CENTER	148,800						
UNI NETWORKING AND INFORMATION CENTER (UNIC)	2,349,152	13,000	579	16,684	349,459	1,707,149	
NATIONAL SERVICE SCHEME	530,701	106,902	2,300				421,499
BOARD OF EXTRA MURAL STUDIES	604,457		2,951				
UNI EMPLOYMENT INFORMATION & GUIDANCE BUREAU	48,079		1,713	14,909	1,679		
UNIVERSITY HEALTH CENTRE	313,378			1,190			
GENERAL SCHEME OF TEACHING & RESEARCH	14,374,128						
TOTAL:	18,882,829	119,902	29,201	213,166	461,212	1,711,087	421,499
ADMINISTRATIVE DEPARTMENTS AND OTHER							
UNIVERSITY OFFICE	86,374,931	76,059,702		4,500,428			
SUB-CAMPUS OSMANABAD OFFICE	8,114,446	3,133,076		69,182	10,325	843,550	
UNIVERSITY ESTATE	40,368,236		113,705		14,284,966	16,954,150	
UNIVERSITY GARDEN	228,874			3,922	18,465		
UNIVERSITY CENTRAL WORKSHOP	132,962				4,510		
UNIVERSITY PRESS	2,807,875	2,642,803	9,806		17,657	64,970	
PUBLIC RELATION OFFICE	115,043	48,500	10,736	7,570			
CAMPUS DEV AND FOOD PLANTATION SCHEME	3,853,230	3,853,230					
DEPRICIATION	35,000,000						
AFFILIATION FEES REFUND	1,423,750						
VICE-CHANCELLORS DISCRETIONARY GRANT	1,956,819						
TOTAL:	180,376,166	85,737,311	224,776	4,581,102	14,335,923	17,862,670	0
	257,659,664						
TOTAL:	257,659,664	110,583,718	1,048,784	6,074,490	15,784,678	19,907,466	6,088,618

DR. BABASAHEB AMBEDKAR MARATHWADA UNIVERSITY, AURANGABAD
THE BREAK-UP OF RECURRING EXPENDITURE FOR THE YEAR 2012-2013 (GENERAL FUND)

SCHEDULE 'C'

SANITARY MATERIAL	NEWSPAPERS / MONTHLY PERIODICALS	TRAVELING AND CONVEYANCE ALLOWANCES	EXAMINATION EXPENDITURE / PRE-ENTRANCE TEST	MERIT SCHOLARSHIP / RESEARCH SCHOLARSHIP	DIVISIONAL EDUCATIONAL & CULTURAL PROGRAM / SPORT TOURNAMENTS	CONSUMABLE / CHEMICAL ANALYSIS / RAW MATERIAL / SPORT MATERIAL	WORKSHOP / SEMINAR / CONFERENCE / TRAINING / MEETING / CAMP / EXHIBITION	REMUNERATION TO GUEST LECTURER / CHB / REWARD	STUDY TOUR	OTHER
9	10	11	12	13	14	16	17	18	19	20
							49,040			
							5,434			
							32,294			
							10,065			
							15,480			
							21,779			
							58,590			
				13,080	20,762		84,506			
					21,148		75,867			
				12,655	21,500		74,839			
							44,071			
								15,000		
0	0	0	0	25,735	63,410	0	471,965	15,000	0	0
					4,076,893		293,283			4,833,461
	6,837				20,390					
	7,962				32,340					
	6,886				23,308					
	6,975				26,879					
9,900	9,708				19,100	10,000				
	6,725					10,000				
	6,808					10,000				
	6,666					10,000				
	6,641				11,540	9,450				
17,303	1,891									9,900
26,344	3,124									59,780
53,547	70,223	0	0	0	4,210,450	49,450	293,283	0	0	4,903,141
						148,181	49,900			
								148,800		
					262,281					
		33,780			289,500		278,226			
	23,464						6,314			
					14,650	125,976		171,562		
0	23,464	33,780	0	0	566,431	274,157	334,440	320,362	0	14,374,128
		5,583,880								230,921
		92,151	371,985		324,551	47,647		2,313,600		817,850
						3,859,628				5,155,787
						206,487				
						128,452				
						44,610				28,029
	29,766				18,471					
										35,000,000
										1,423,750
										1,956,819
0	29,766	5,676,031	371,985	0	343,022	4,286,824	0	2,313,600	0	44,613,156
53,547	123,453	5,709,811	838,907	130,735	10,733,668	10,512,636	1,487,033	3,387,367	879,808	64,314,945

DR. BABASAHEB AMBEDKAR MARATHWADA UNIVERSITY
EXAMINATION EXPENDITURE FOR THE YEAR 2013-2014 (GENERAL FUND)
SCHEDULE 'D'

Sr. No.	BUDGET HEAD	Expenditure
1	CAS EMPLOYEES AND EXAMINERS REMUNERATION	29876193
2	CONVOCATION CEREMONY AND PRINTING OF DEGREE CERTIFICATE	5613434
3	OFFICERS AND OTHER STAFF (TRAVELLING & CONVEYANCE ALLOWANCE)	511615
4	REMUNERATION TO EXAMINERS ---ETC	10820537
5	AWARDS TO IDEAL EXAMINATIONS CENTERS, CHIEF SUPERINTENDENT ETC.	40000
6	CONTINGENCY EXPENDITURE	1913876
7	DISPATCH OF ANSWER PAPER / QUESTION PAPER AND OTHER MISCELLANEOUS EXPENDITURE	3686768
8	EXTERNAL CANDIDATES EXAM REMUNERATION	108884
9	MEETING AND OTHER EXPENDITURE	604168
10	POSTAGE	652339
11	PRACTICAL EXAMINATION EXPENDITURE	5600215
12	PRINTING OF ANSWER PAPER	19861095
13	PRINTING OF EXAMINATION AND APPLICATION FORM PRINTING	4481671
14	PRINTING OF QUESTION PAPER	13871930
15	PRINTING, STATIONERY, PHOTOCOPYING AND OTHER MATERIAL	4971630
16	REMUNERATION TO EXAM CENTER EMPLOYEE, SUPERVISOR ETC	11186242
17	REPAIR AND MAINTENANCE TO COMPUTER & EQUIPMENTS - ANNUAL RATE CONTRACT	454529
	Total	114255126

Sd/-
DR SYED AZHARUDDIN
FINANCE & ACCOUNTS OFFICER

DR. BABASAHEB AMBEDKAR MARATHWADA UNIVERSITY
MISCELLANEOUS EXPENDITURE FOR THE YEAR 2013-2014 (GENERAL FUND)
SCHEDULE 'E'

Sr. No.	BUDGET HEAD	Expenditure
1	ADVERTISEMENT EXPENDITURE	5661263
2	COMMITTEE FOR REDRESSAL OF GRIEVANCES AGAINST SEXUAL HARASSMENT	91289
3	CONTINGENCY	1113398
4	CONTINGENCY EXPENDITURE - VC / REGISTRAR / BCUD / EXAM CONTROLLER / F&O OFFICE	216873
5	E-SERVICE CHARGES (FEES AND ADMINISTRATIVE CHARGES)	15750024
6	ELECTION EXPENDITURE	9500
7	FACILITIES FOR LADIES STAFF	17000
8	LADIES DEVELOPMENT UNIT	6000
9	LEGAL ADVICE AND ENQUIRY COMMITTEE EXPENDITURE	570120
10	MAINTENANCE AND REPAIRS TO VEHICLE AND FUEL	1516529
11	PRE-I.A.S. COACHING CENTRE	37857
12	PROGRAM AND FUNCTIONS	514496
13	REMUNERATION TO STATUTORY AUDITORS	89888
14	REPAIRS AND MAINTENANCE TO ELECTRONICS EQUIPMENTS /INVERTER / CCTV	392931
15	REPAIRS AND MAINTENANCE TO PHOTOCOPIER MACHINE	499112
16	REPAIRS TO COMPUTERS AND OTHER EXPENDITURE	276400
17	SELECTION COMMITTEE EXPENDITURE FOR TEACHING AND NON-TEACHING STAFF	1855040
18	TELEPHONE EXPENDITURE	1000669
19	TRAINING TO UNIVERSITY EMPLOYEES	6500
20	UNIFORM	107096
21	UNIVERSITY MEMENTO	21410
22	BANK CHARGES	37717
	Total	29791112

Sd/-
DR SYED AZHARUDDIN
FINANCE & ACCOUNTS OFFICER

DR. BABASAHEB AMBEDKAR MARATHWADA UNIVERSITY, AURANGABAD
THE BREAK-UP OF NON-RECURRING EXPENDITURE FOR THE YEAR 2013-2014 (GENERAL FUND)
SCHEDULE 'F'

Sr. No.	Particulars	Total	Furniture and Fittings	Equipment & Apparatus	Library Books	Building Construction	Computer
1	2	3	4	5	6	7	8
1	ENGLISH	48300	-	48300	-	-	-
2	FORIEGH LANGUAGE	25000	10000	15000	-	-	-
3	SANSKRUT	58400	58400	-	-	-	-
4	HISTORY & AIC	17300	-	17300	-	-	-
5	GEOGRAPHY	102300	9900	92400	-	-	-
6	JOURNALISUM AND MASS COMMUNICATION	461244	393240	68004	-	-	-
7	MANAGEMENT SCIENCE	2633510	1906466	342288	9611	375145	-
8	COSTAL AND MARINE BIODIVERSITY CENTRE	573771	12450	274158	24269	247194	15700
9	PHYSICS	988046	16370	971676	-	-	-
10	NANO TECHNOLOGY	47539	-	47539	-	-	-
11	CHEMISTRY	3535106	1204500	302883	-	2027723	-
12	BOTONY	293782	-	293782	-	-	-
13	BOTANICAL GARDEN	500000	-	-	-	500000	-
14	CHEMICAL TECHNOLOGY	32311	19000	13311	-	-	-
15	PRINTING TECHNOLOGY	41407	2900	38507	-	-	-
16	COMPUTER SCIENCE	3107949	9956	630933	-	2467060	-
17	INFORMATION TECHNOLOGY	41795	9923	-	-	-	31872
18	UNIC	458592	-	191359	-	-	267233
19	EDUCATION	372069	372069	-	-	-	-
20	PHYSICAL EDUCATION	188187	-	-	-	96587	91600
21	DRAMATICS	310401	-	281187	-	29214	-
22	LIFELONG EDUCATION AND EXTENSION CENTRE	34343	-	-	34343	-	-
23	UNIVERSITY LIBRARY	5340531	1499572	-	3442393	-	398566
24	ESTATE SECTION	3661852	1302526	1565239	-	794087	-
25	EXAMINATION CENTRE	3739741	24000	130056	-	336008	3249677
26	ILECTRONICS AND INSTRUMENTATION CENTRE	127787	-	127787	-	-	-
27	UNIVERSITY OFFICE	3877828	1128962	597941	-	1449778	701147
28	AUDITORIUM	276134	-	-	-	276134	-
29	GUEST HOUSE / CANTEEN	1270572	-	-	-	1270572	-
30	CFC	1596924	1529332	-	-	67592	-
31	ACADEMIC SECTION	1741580	-	-	-	-	1741580
32	HOSTEL	6435275	538830	-	-	5896445	-
33	BALASAHEB PAWAR STUDY CENTER	12978	12978	-	-	-	-
34	RURAL PROBLRMS RESEARCH CENTRE	28000	-	-	-	-	28000
35	CAMPUS DEV & FRUIT PLANTETION SCHEME	200000	-	200000	-	-	-
36	NAAC	2145512	1936918	-	-	129394	79200
37	VICE-CHANCELLORS FUND	678852	37467	571775	-	69610	-
		45004918	12035759	6821425	3510616	16032543	6604575
38	OSMANABAD SUB-CENTRE	14924080	10264330	280800	60000	4198955	119995
	TOTAL	59928998	22300089	7102225	3570616	20231498	6724570

Sd/-
DR SYED AZHARUDDIN
FINANCE & ACCOUNTS OFFICER

DR. BABASAHEB AMBEDKAR MARATHWADA UNIVERSITY, AURANGABAD

Statement showing the break-up of PLAN / Non PLAN Expenditure (Non-Recurring 2013-14)

SCHEDULE 'G'

Sr. No.	Accounts Head	Total	Building & Construction	Books and Periodicals	Equipments	VEHICLE
1	2	3	4	5	6	7
1	UNIVERSITY LIABRARY	1231088	-	1231088	-	-
2	MODEL DEGREE COLLEGE	5119860	5000000	-	119860	-
3	HOSTELS	24178902	24178902	-	-	-
4	SCIENCE PARK	3351311	3351311	-	-	-
5	DIGITAL STUDIO	6321218	6321218	-	-	-
6	SUB-CAMPUS OSMANABAD	940201	940201	-	-	-
7	INFRASTRUCTURE DEVELOPMENTS	37207825	31278830	-	1429995	4499000
8	DEPARTMENTS	1676761	-	64379	1612382	-
	Total	80027166	71070462	1295467	3162237	4499000

Sd/-
DR SYED AZHARUDDIN
FINANCE & ACCOUNTS OFFICER

DR. BABASAHEB AMBEDKAR MARATHWADA UNIVERSITY, AURANGABAD

Statement showing Details of Asset and Depreciation as on 31/03/2014

SCHEDULE ' H '

SR. NO.	TYPE OF ASSET	DEP. %	Cost of Asset as on 31/03/2013	Depreciation for the year	Additions During the Year	Cost of Asset as on 31/03/2014
1	2	3	4	5	6	7
1	University Estate :	2	511,466,748	6700523	91,301,960	596,068,185
2	University Printing Press:	5	2,281,147	74711	-	2,206,436
3	Furniture and Fittings :	4	84,016,736	2201340	22,300,089	104,115,485
4	Typewriters & Duplicators :	15	1,003,308	98580	-	904,728
5	Library Books :	10	84,296,109	5521650	4,866,083	83,640,542
6	Scientific Equipment & Apparatus:	5	199,159,591	6522777	10,264,462	202,901,276
7	Other Assets :	15	3,957,515	388844	-	3,568,671
8	Computer & Peripherals:	50	39,643,872	12983967	6,724,570	33,384,475
9	University Vehicles	15	5,166,267	507609	4499000	9,157,658
			930991293	35000000	139956164	1,035,947,457

sd/-
DR SYED AZHARUDDIN
Finance & Accounts Officer

DR. BABASAHEB AMBEDKAR MARATHWADA UNIVERSITY, AURANGABAD

Statement showing the Grants for the year 2013-2014

SCHEDULE ' I '

SR. NO.	PARTICULARS	PAYMENT	RECEIPT
SPECIFIC GRANTS :			
PART-III (Non-Plan)			
RECURRING :			
1 GOVERNMENT OF MAHARASHTRA :			
A UNIVERSITY PROJECTS:			
	PRE-IAS COCHING SC/ST RERCH & TRAINING SANSTHA PUNE (BARTI)	472,452	700,000
	PRIYADARSHNI WOMENS HOSTEL - MESS CHARGES	394,464	595,080
	MAHARASHTRA CENTRE FOR ENTREPRENEURSHIP DEVELOPMENT, A'BAD	15,976	-
	MAHARASHTRA AIDS CONTROL SOCIETY - RED RIBBON CLUBS (RRC)	228,500	240,000
	NATIONAL SERVICE SCHEME (REGULAR)	5,055,714	5,838,402
	NATIONAL SERVICE SCHEME (ADMINISTRATIVE CHARGES)	1,052,674	-
	NATIONAL SERVICE SCHEME (SPECIAL)	5,014,613	3,543,750
	NATIONAL SERVICE SCHEME - CONFERENCE FOR REPUBLIC DAY	-	182,000
	COLLEGE TRIBUNAL	1,400	6,352
	NATIONAL MATHEMATICS DAY 2013	-	80,000
	NATIONAL SCIENCE DAY 2014	-	75,000
	MODEL DEGREE COLLEGE GHANSAWANGI	28,390	1,339,406
	RASHTRAMATA INDIRA GANDHI COLLEGE, JALNA - SALARY GRANT	33,370,261	33,385,027
	DR AMBEDKAR LAW COLLEGE AURANGABAD - SALARY GRANT	6,494,002	6,472,063
	DR BABASAHEB AMBEDKAR ARTS & COMMERCE COLLEGE-SALARY GRANT	27,735,694	27,907,634
	MILIND COLLEGE OF SCIENCE - SALARY GRANT	38,050,477	38,330,477
	MILIND COLLGE OF ARTS AURANGABAD - SALARY GRANT	21,558,225	21,558,225
B INDIVIDUAL PROJECTS:			
	JIMEKAR PARSHURAM LAXMAN - MAHARASHTRA RAJYA SAHITYA SANSKR	315,054	-
C SCHOLERSHIP & FELLOSHIPS:			
	PHYSICAL HANDICAP SCHOLARSHIP - DIST SOCIAL WELFARE OFFICE	1,900	12,300
	EDUCATIONAL CONCESSION OF EBC STUDENT	-	236,535
	EKALAVYA SCHOLARSHIP	5,000	-
	MINORITY SCHOLARSHIP	48,344	60,344
	GOI-SERVICE CHARGES FOR EMPLOYEE	9,180	-
	GOI SCHOLLERSHIP - OSMANABAD	127,900	3,872,252
		139,980,220	144,434,847
2 GOVERNMENT OF INDIA :			
A UNIVERSITY PROJECTS:			
	PRI-IAS COACHING CENTRE FOR ST/SC/OBC/MINO. STUDENTS	649,000	6,800
	PROMOTION AND STRENGTHENING OF REGIONAL & LOCAL MUSEUMS	192,750	-
	SRINIVASA RAMANUJAN GEO-SPTIAN CHAIR - NATIONAL WORKSHOP	1,141,756	69,000
B INDIVIDUAL PROJECTS:			
	DHABE ARVIND - BIO PROSPECTING STUDIES OF TERMINALIA SPECIES --	31,275	600,000
	BHUSARI S S - ORAL BIOVAILBILITY ENHANCER (S) SELECTED ANTI --	40,231	1,328,000
	BHUSARI S S - PLAN T BASED BIOAVAILABILITY IN HANCING PRIN ----	111,635	350,000
	DELEKAR S D - HEYTEROJUCTION NANOCOMPOSITUES ... UNDOPED TiO2	567,838	-
	GAWALI B W - AUDIO SPEEECH SYNTHESS SYSTEM FOR MARATHI --	254,225	990,000
	GAWALI B W - MARATHI SPEECH INTERFACE SYSTEMS DESIGN & DEVE	62,466	-
	HIVRALE V K - ACTIVE BIOMOLECULERS FROM MEDICINAL PLANT ---	-	400,000
	KHEDKAR G D - DBT- GENETIC DIVERSITY ANALYSIS & 1st GENERATION --	654,081	-
	KHEDKAR G D - DST- MOLECULAR APPROACH - INSECT PEST DIVERSITY--	923,826	200,000
	KHEDKAR G D - MOFPI - NUTRACITYCALLY --- DNA BARCODING	1,355,166	0
	KHILLARE Y K - REPRODUCTIVE BEHAVIOUR IN FRESHWATER FISHES ---	4,896	1,420,000
	MANE U H - DISSEMINATION OF PFZ INFORMATION TO FISHER FOLK OF --	20,964	-
	MANZA R R - RECHINQUE FOR EARLY DETECTION OF NON-PROLIFERATIVE	639,140	1,065,000
	MOKASHE S S - SPONGES FOR BIOACTIVE SUB STANCERSFROM WEST --	2,475,557	850,000
	SAKHALE B K - SHELF LIFE AND QUALITY OF MANGO AND TAMATO FRUIT	27,365	3,098,000

DR. BABASAHEB AMBEDKAR MARATHWADA UNIVERSITY, AURANGABAD

Statement showing the Grants for the year 2013-2014

SCHEDULE ' I '

SR. NO.	PARTICULARS	PAYMENT	RECEIPT
	SHARMA R P -BRNS GROWTH & OPTO PROP-PURE & DOPED POLYANILINE	265,546	-
	SHARMA R P - DAE AG INCORPORATION IN CDS THIN FILMS GROWN	211,600	132,349
	SHIRSAT M D - DST - NANOMISSION - NANO SENSOR ARRAY BASED ON --	266,624	-
	SHIRSAT M D - DST-TSD- NANOSENSOR ARRAY - CONDUCTING POLYMER	78,547	498,911
	SHIRSAT M D - HEAVY METAL IONS SENSOR: CHELATING LIGHAND ---	3,759,392	3,800,000
	SHIRSAT M D - INSPIRE HOLDING A SCIENCE CAMP	976,918	800,000
	SOMVANSHI V.S. - REMOTE SENSING SCI & SOCIETAL BENEFITS TO --	74,827	319,000
	VEDPATHAK A N - DEVELOPMENT & USAGE OF OCEAN STATE FORECAST --	775,602	1,179,860
	WAYKAR B B - NOVEL TECH CNSTRCTVE UTI AGRO WEST SC ST FARMER-	30,000	-
	YENNWAR P L - VISUAL SPEECH USING MULTIPLE CAMERA ANGLES --	1,159,108	1,050,000
	BAJAJ V H - RESENT ADVANCES IN STATISTICS AND THIER APPLI --	-	375,000
	C SCHOLERSHIP & FELLOSHIPS:		
	GOI - STIPEND TO STUDENTS BELONGING NT - VIDYA VETAN	34,000	78,500
	GOI - STIPEND TO STUDENTS BELONGING SC - VIDYA VETAN	384,100	426,100
	INSPIRE FELLOSHIP GUNWANTI V ARAK & JOSHI RATNADIP	260,400	298,000
	KARNATAKA STATE SCHOLARSHIPS	8,305	9,305
	INTEGRATED PROGRAMME FOR ADIWASHI STUDENT SCHOLARSHIP	-	34,004
		17,437,140	19,377,829
3	UNIVERSITY GRANTS COMMISSION :		
	A UNIVERSITY PROJECTS:		
	ACADEMIC STAFF COLLEGE	15,812,124	25,540,376
	BASIC FACILITIES FOR WOMEN	225,000	-
	CONFERNCES / SEMINAR / SYMPOSIA / WORKSHOPS	289,609	-
	DAY CARE CENTRE	43,164	-
	FACILITIES FOR DIFFERENTLY ABIDE (PHYSICALLY CHALLENGED)	665,895	-
	PUBLICATION GRANT	154,000	-
	TRAVEL GRANT	198,539	-
	XI PLAN - WOMENS STUDIES CENTER	26,889	-
	XII PLAN - WOMENS STUDIES CENTER	2,203,469	-
	XIITH PLAN - LIFELONG LEARNING AND EXTENSION	3,750	-
	XIITH PLAN - MERGED SCHEMES - (A) REMEDIAL COACHING	54,000	-
	XIITH PLAN - MERGED SCHEMES - (B) ENTRY INTO SERVICE	109,916	-
	XIITH PLAN - MERGED SCHEMES - (C) COACHING FOR NET EXAM	151,300	-
	SAP - COMPUTER SCIENCE	48,000	-
	B INDIVIDUAL PROJECTS:		
	AWACHAR SMITA - ANTI LIQUOR MOVEMENT IN MAHARASHTRA ---	274,866	-
	BHOSALE BHIMRAO - FRAMEWORK FOR STYLISTIC ANALYSIS OF POETRY-	82,134	306,880
	BHUSARI SACHIN - PHARMACOKINETIC APPROACH BASED ORAL BIO---	122,030	854,000
	BORDE S N - CESTODE(TAPEWORMS) PARASITES FROM VERTEBRATE --	237,543	-
	CHAVAN B L - RECLAMATION OF SALINE-ALKALINE BLACK SUSTAINABLE--	10,410	-
	CHAVAN R J - DIV & DISTRI OF CHIRONOMIDS (INSECTA DIPTEARA)--	8,000	-
	DESHMUKH R R - DATABASE AND AUTOMATIC RECOGNITION SYSTEM ---	136,571	-
	GHULE ANIL - FABRICATION OF BIOSYATHESISSED IN 203 NANOPART---	415,753	-
	GHULE ANIL - SIMPLE AND ECONOMIC BIOSYNTHESIS....GAS SENSOR --	236,631	226,753
	GORE BHARATI -BAHUSANSKRUTIWAD PARIPREKSHYA ME HINDI SAHITY	39,245	269,329
	HAVAL K P - BIOLOGICAL ACTIVITY OF NATURAL AND UNNATURAL ---	393,860	293,756
	HIVRALE V.K. - RAMAN POST DOCTORAL FELLOWSHIP - 2013-2014	-	2,320,544
	HUMBE VEENA - MARKETING STRATEGIES OF HANDLOOM INDUSTRY ---	326,492	320,800
	JADHAV K G - STUDY OF BODY MASS INDEX, BOOLD PRESSURE, ----	225,244	249,200
	JIMEKAR P L - MAHARASHTRA SEMAVARTI BHATKYACHA LOKGITE	179,584	-
	KALE K V - UGC BSR ONE TIME GRANT	399,040	-
	KHAN HAMEED - FITIONAL HISTORIOGRAPHY - IDEOLOGICAL INTR--	282,141	362,880
	KHAN MUSTAJEEB - THE POLITICAL TEATRE : THEMATICAL STUDY OF ---	347,667	-

DR. BABASAHEB AMBEDKAR MARATHWADA UNIVERSITY, AURANGABAD

Statement showing the Grants for the year 2013-2014

SCHEDULE ' I '

SR. NO.	PARTICULARS	PAYMENT	RECEIPT
	KHEDKAR G.D. - GENETIC DIVERSITY ----- USING COI GENE - I	9,166	-
	KHILLARE Y.K. - UGC BSR ONE TIME GRANT	4,896	-
	KURHADE B N - MAHARASTRA KE SHETRA ME BUDDH SATPTOO KA ---	218,252	561,600
	LULEKAR P G - BULTEDDARANCH HATYARANCHA ANI AVJARANCHA ---	71,133	136,229
	LULEKAR P G - MARATHWADA ITHAS SAHITYA ANI SANSKRUTI --	359,176	-
	MAHAJAN DHANSHREE -POLICIES FOR INDUSTRIALI OF MARATHWADA --	329,983	-
	MANZA R R - COLORIMAGE SEGMENTATION OF FILTERING TACHNIQUES--	515,792	-
	MOKASHE SATISAH - INVENTORYING AND MONITORING BRYZOANS --	305,613	-
	MURUGKAR A G - ADDITIVE CONS & INTENSIVE - POLAR POLAR LIQUID	144,019	-
	NIKAM S V - BIODIVERSITY HOST SPECIFICITY AND HISTRPATHOLOGY---	174,819	-
	PADUL M V - POLYMORPHISM IN AMYLASE INHIBITORS OF PIGEON PEA	40,411	-
	PAPDIWAL P B - STUDIES OF PLANT DIVERSITY AT NATHSAGAR	40,000	-
	PATIL HANMANTRAO - HINDI TATHA MARATHI KI PRAGATISHIL KAVITA --	370,348	-
	PATIL M K - DESIG NANOSIZED ZIRCONIA BASED SOLID ACIDCATALYST	33,563	-
	PATIL MEENA - ECOLOGICL ADAPTATION IN FRESHWATER AND LAND	347,436	-
	PATIL NITIN P - QUALITY ASSESSMENRTOF DRINKING WATER --	97,375	-
	PAWAR P S - DEVELOPMENT OF WOMEN ENTERPRENEURSHIP --	-	40,829
	RAGDE R N - POTENTIAL OF FORT TOURISM IN MAHARASHTRA ---	214,462	-
	RAJBHOJ A S - SYNTHESIS OF NANOSTRUCTURED MONO & BIMETALLIC	28,693	-
	SANANSE S.L - ESTIMATION OF YIELD AND PRICE RISK IN CROP PROD --	-	257,640
	SARDAR RAMESH - CONSUMER BEHAVIOUR TOWARD GREEN MARKETING	20,055	-
	SARKATE ANIKET P - DEV NON-STEROIDAL ANTI-IN-INFLAMMATORY AGET	130,875	975,000
	SARWADE W K - ANALYSIS OF DISINVESTMENT POLICY & SOCIO-ECON	360,000	366,880
	SHAIKH SIDDIQ MOHIUDDIN - QAOMIEKJAHTI AUR URDU NAZM	74,786	-
	SHARMA R P - SHI IONS ON STRUCTURAL & OPTO - ELECTRONICS PROP	51,300	-
	SHARMA R P - INTER UNIVERSITY ACCELERATOR CENTRE - IUAC	4,921	-
	SHELKE ABIJEET - COMPETITIVENESS AMONG HI-TECH FLORICULTURE --	107,032	-
	SHEVTEKAR J B - NRITYA BHAVA MUDRA IN SCULPTURES OF ELLORA	140,040	-
	SHINDE RAJESH - PERIODIC MARKETS & FAIRS ANALYSIS OF RURAL --	178,810	184,800
	SHIRSAT M D - INTER UNIVERSITY ACCELERATOR CENTRE - IUAC	174,601	111,199
	SHIRSAT M D - OPTOELECTRONICS (NLO) CRYSTAL GROWTH & CHAR	117,000	-
	SYEDA SHAISTA PARVIN - URDU RESEARCH OUTPUT IN CENTRAL UNI	102,064	314,600
	UBALE A S - JOTIRAO PBHULE AND KARL MARX: CULTURAL RECONSTR	121,946	-
	VEDPATHAK A N - INDUCTION OF OOCYTES MATURATION --NEURO-END--	-	430,314
	ZAMBARE S P - NECLEOLUS....DRUGS DEPT OF ZOOLOGY	42,196	-
	ZAMBARE S P - UGC DSR ONE TIME GRANT FACULTY	98,469	-
	C SCHOLERSHIP & FELLOSHIPS:		
	WOCKHARDT LTD - FELLOWSHIP TO M.SC M.TECH AND PH.D	6,250	110,000
	INDIAN COUNCIL FOR MEDICAL RESEARCH FELLOWSHIP	236,000	139,600
	INDIAN COUNCIL SOCIAL SCIENCE RESERCH POST DOC - BHOSLE D M	140,000	178,000
	INDIAN COUNCIL OF SOCIAL SCIENCE RESERCH POST DOC - GORE P V	140,000	178,000
	NATIONAL LEVEL TEST EXAMINATION JR/SR REASARCH FELLOWSHIP(NET)	-	1,800,000
	RAJIV GANDHI NATIONAL FELLOWSHIP FOR ST CANDIDATE	210,161	21,600
	RAJIV GANDHI NATIONAL FELLOWSHIP FOR SC/ST CANDIDATE	5,287,907	-
	RAJIV GANDHI NATIONAL FELLOWSHIP FOR S.C. STUDENTS (PLAN)	-	26,000
	RAJIV GANDHI NATIONAL SENIOR RESEARCH FELLOWSHIP TO SC/ST CAN	1,445,100	-
	AT ANY ONE GIVEN TIME BASIS SCHEME (NET J R F & S R F)	4,556,736	-
	CHONDEKAR T K - BSR FELLOWSHIP SCHEME	443,029	652,287
	MAULANA AZAD NATIONAL FELLOWSHIP FOR MINORITY STUDENTS	235,977	-
	RODE Y S - MERITORIOUS STUDENTS FELLOWSHIP - COM SCIENCE & IT	154,000	-
	MERITORIUS STUDENT FELLOWSHIP	337,194	757,000
	ADMI DOCTORAL FELLOWSHIP TO PALLAVI AMBHORE - POTE V P	504,000	-
		42,428,452	37,986,096

DR. BABASAHEB AMBEDKAR MARATHWADA UNIVERSITY, AURANGABAD

Statement showing the Grants for the year 2013-2014

SCHEDULE ' I '

SR. NO.	PARTICULARS	PAYMENT	RECEIPT
4	OTHER AGENCIES :		
	A UNIVERSITY PROJECTS:		
	CENTER FOR INTERNATIONAL RELATION - KHILLARE Y K	217,321	668,416
	RTI TRAINING FROM YASHADA PUNE	108,000	-
	INFLIBNET REGIONAL TRAINING PROGRAMME	75,000	75,000
	CENTRE FOR INT CONF - RURAL SOUTH ASIA : IMAGING HERITAGE ---	-	20,000
	INDIAN ACADEMIES OF SCIENCES - LECTURE SERIES - FUNDAMENTAL --	-	147,000
	NATIONAL COUNCIL FOR PROMOTION OF URDU - ALL INDIA SURVEY ---	-	2,500
	TATA INSTITUTE OF SOCIAL SCIENCE	31,330	-
	B INDIVIDUAL PROJECTS:		
	BADWE SATISH -ICSSR- BHASHAON KA AUDAAN PRADAN AUR PRBHAV -	182,784	88,725
	BHALSHANKAR SATISH - OPEN SOURCE TECHNOLOGY LABORATORY	453,470	456,000
	BHISE V B - ECONOMIC ANALYSIS OF BT TECHNOLOGY: BT COTTON	320,972	320,000
	DHARURKAR V L - COMMUNICATION REVOLUTION : SOCIO ECONOMIC --	256,861	-
	DOLE B N - OD SHI IRRADIATION-- MN DOPED ZNO NANOPARTICLES	193,000	193,000
	DOLE B N - DEV & DIF PROPERTY STUDIES OF CODOPED ZNS NANO WIRE	236,600	132,006
	KHARPARDE VAISHALI - PRODUCTIVITY OF SCIENTIST IN DR. BAMU ---	12,571	280,000
	KHARPARDE VAISHALI - R METHODOLOGY IN PH.D STUDENT SC/ST	540,000	-
	KHEDKAR G D - SELF SRUPPORTED COURSE	454,623	-
	PAGARE P B -ICSSR- E-LEARNING BASED TRAINING FOR PROFESSIONAL .	212,727	-
	PATIL SATISH - ESR PROJECT FOR AURANGABAD MUNCIPAL CORP	-	375,000
	SALUNKHE NEERAJ - EARLY DECCAN, INDIAN COUNCIL OF HISTORICAL--	36,000	-
	SARKATE ANIKET - MODERNIZATION & REMOVAL OF OBSOLESCENCE--	80,647	1,200,000
	SAWANT MADHURI - NATIONAL SEMINAR ON CONTEMPORARY TOURISM --	150,000	135,000
	SAWANT MADHURI - SOCIO-ECONOMIC IMPACT OF TOURISM DEVE--	91,000	-
	SHARMA RAMPHAL - IUAC- EFFECT OF SHI IONS ON STRUCTURAL ---	-	25,000
	SHARMA RAMPHAL - WORKSHOP ON NANOTECH & IPR & PATENTS	50,000	50,000
	SHINDE D B - ICMR PROJECT- NOVEL INHIBITORS OF BAC	448,470	542,031
	SHINGARE M S - CSIR - NANOCATALYSIS IN ORGANIC TRANSFORMATION	317,478	490,667
	SOLUNKE R S - EVALUATION OF MNREGA SCHEME IN MARATHWADA ---	236,729	240,000
	C SCHOLERSHIP & FELLOSHIPS:		
	CSIR - JUNIOR RESEARCH FELLOWSHIP	2,109,192	2,143,640
	ICSSR FELLOSHIP	292,267	100,000
	INDO-US RESEARCH FELLOWSHIP	-	2,252,000
	PALLAVI D KAMBLE --- TOOLS FOR TOURSIM DESTINATION BRADING	-	100,000
	SHINDE MALHARI G - MAHATMA GANDHIS POLITICAL THOUGHT --	-	100,000
	TIDKE ATISH S - DE-NOTIFIED AND NOMADIC TRIBES IN MARATHWADA --	95,467	100,000
		7,202,509	10,235,985
	TOTAL RECURRING PART-III	207,048,321	212,034,757
	SPECIFIC GRANTS :		
	NON-RECURRING :		
	VARIOUS PROJECT'S EXPENDITURE :		
	EQUIPMENTS & APPARATUS (GOM)		
	MODEL DEGREE COLLEGE GHANSAWANGI	119,860	450,000
	BUILDING CONSTRUCTION - (GOM)		
	MINORITY GIRLS HOSTEL	23,279,469	10,000,000
	YASHWANTRAO CHAVNA GIRLS HOSTEL	31,460	-
	MIDP - SCIENCE BUILDING AT SUB-CENTER O,BAD	940,201	24,300,000
	MIDP - BUILDING OF FINE ARTS	-	10,000,000
	MIDP - UNIVERSITY GUEST HOUSE	76,428	-
	MIDP - DIGITAL STUDIO	6,321,218	-
	MIDP - INTERNAL ROAD WIDING & REPAIRING	244,072	4,001,000
	Y CHAVAN JANM-SHATABDI - ECONOMICALLY WEAK GIRL HOSTEL	-	60,000,000

DR. BABASAHEB AMBEDKAR MARATHWADA UNIVERSITY, AURANGABAD

Statement showing the Grants for the year 2013-2014

SCHEDULE ' I '


SR. NO.	PARTICULARS	PAYMENT	RECEIPT
	SCIENCE PARK	3,351,311	-
	VEHICLE (GOM)		
	MOBILE SCIENCE EXIBITION BUS - HUMAN DEVELOPMENT OFFICE A'BAD	4,499,000	4,500,000
	BUILDING CONSTRUCTION - (UGC)		
	CONSTRUCTION OF MINORITY GIRLS HOSTEL	-	-
	ESTABLISHMENT OF NEW MODEL DEGREE COLLEGE GHANSAWANGI	5,000,000	-
	CONS OF GIRLS HOSTEL(NIELIT ANNEX) - (OTHER AGENCIES)	90,973	7,500,000
	BOOKS - (UGC)		
	ACADEMIC STAFF COLLEGE	64,379	-
	SOCIAL WELFARE OFFICE GRANTS - OSMANABAD	-	110,000
	EQUIPMENTS & APPARATUS (UGC)		
	ACADEMIC STAFF COLLEGE	19,800	-
	INFRASTRUCTURE - POWER SUPPLY/WATER SUPPLY SAFETY EQUIPMENT	95,641	-
	SAP - CHEMISTRY	1,005,000	-
	SAP - STATISTICS	440,228	100,000
		45,579,040	120,961,000
PART-IV (PLAN)			
NON-RECURRING :			
	EQUIPMENTS:		
	XI PLAN - WOMENS STUDIES CENTER	71,510	-
	XII PLAN - WOMENS STUDIES CENTER	75,844	-
	XIITH PLAN - GENERAL DEVLOPMENT SCHEME	1,334,354	-
	BUILDING:		
	XITH PLAN - COMMON CLASS ROOMS COMPLEX	7,098,451	-
	XITH PLAN - UNIC	8,639,016	-
	XITH PLAN - HISTORY MUSEUM	1,405,274	-
	XITH PLAN - WOMENS HOSTEL	777,000	-
	XIITH PLAN - GENERAL DEVLOPMENT SCHEME - CAMPUS DEVLOPMENT	197,934	-
	XIITH PLAN - GEN DEVL SCHEME - CONS & RENOVATON OF BUILDING	12,072,071	-
	XIITH PLAN - GENERAL DEVLOPMENT SCHEME - DEVELOPMENT OF ICT	1,545,584	-
	XIITH PLAN - GENERAL DEVLOPMENT SCHEME	-	26,885,000
	XI PLAN - CONSTRUCTION OF ASC-GUEST HOUSE	-	750,000
	BOOKS:		
	XIITH PLAN - GENERAL DEVLOPMENT SCHEME - BOOKS & JOURNALS	1,231,088	-
		34,448,126	27,635,000
	TOTAL NON-RECURRING	80,027,166	148,596,000
	GRAND TOTAL	287,075,487	360,630,757
RECURRING :			
GRANTS UNDER DEVELOPMENT SCHEME			
	UNIVERSITY GRANTS COMMISSION		
	U.G.C. XI PLAN - SALARY		
	BIO-CHEMISTRY	413,007	-
	CHEMICAL TECHNOLOGY	413,007	-
	ENVIRONMENTAL SCIENCE	413,007	-
	PHYSICAL EDUCATION	1,272,789	-
	PHYSICS	413,007	-
	PSYCHOLOGY	413,007	-
	STATISTICS	413,007	-
	MATHEMATICS	413,007	-
	TOTAL RECURRING PART-IV	4,163,838	-
	GRAND TOTAL PART-III AND PART-IV	291,239,325	360,630,757

sd/-

DR SYED AZHARUDDIN
Finance & Accounts Officer

**INDAPURKAR & MUNDADA
CHARTERED ACCOUNTANTS**

FLAT NO.2, PLOT NO. 24-26, CHANDRAPUSHPA SANKUL,
NEW SHREYA NAGAR, KALDA CORNER,
AURANGABAD – 431005
PHONE: +91-0240-2347630/2344893
E-Mail: indmunca@gmail.com



INDEPENDENT AUDITOR'S REPORT

To,
The Vice Chancellor,
Dr Babasaheb Ambedkar Marathwada University,
Aurangabad.

Report on the Financial Statements

We have audited the accompanying financial statements of Dr. Babasaheb Ambedkar Marathwada University which comprise the Balance Sheet as at March 31, 2014, the Statement of Income and Expenditure and the Statement of Receipt and Payment for the year then ended, and other explanatory information.

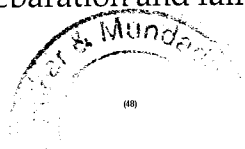
Management's Responsibility for the Financial Statements

Management is responsible for the preparation of these financial statements that give a True and fair view of the financial position, financial performance of the University in accordance with the Accounting Standard, Rules and Regulation as per the Maharashtra Universities Act, 1994. This responsibility includes the design, implementation and Maintenance of internal control relevant to the preparation and fair presentation of the Financial statements that is free from material misstatement, whether due to fraud or error.

Auditor's Responsibility

Our responsibility is to express an opinion on these financial statements based on our audit. We conducted our audit in accordance with the Standards on Auditing issued by the Institute of Chartered Accountants of India. Those Standards require that we comply with ethical requirements and plan and perform the audit to obtain reasonable assurance about whether the financial statements are free from material misstatement.

An audit involves performing procedures to obtain audit evidence about the amounts and disclosures in the financial statements. The procedures selected depend on the auditor's judgment, including the assessment of the risks of material misstatement of the financial statements, whether due to fraud or error. In making those risk assessments, the auditor considers internal control relevant to the preparation and fair presentation of the financial



INDAPURKAR & MUNDADA CHARTERED ACCOUNTANTS

FLAT NO.2, PLOT NO. 24-26, CHANDRAPUSHPA SANKUL,
NEW SHREYA NAGAR, KALDA CORNER,
AURANGABAD – 431005
PHONE: +91-0240-2347630/2344893
E-Mail: indmunca@gmail.com



statements in order to design audit procedures that are appropriate in the circumstances. An audit also includes evaluating the appropriateness of accounting policies used and the reasonableness of the accounting estimates made by management, as well as evaluating the overall presentation of the financial statements.

We believe that the audit evidence we have obtained is sufficient and appropriate to provide a basis for our qualified audit opinion.

Basis of Qualified Opinion

1. The Physical assets with the various departments does not match with the dead stock register and books of accounts the same needs to be reconciled.
2. It is observed that depreciation is charged on adhoc basis amounting to Rs.3,50,00,000/- during the year.
3. It was observed that balances of fixed assets as appearing under various funds is reflected as it is since long and no is depreciation has not been provided on the same.
4. It was observed that various advances accounts are having huge opening balances and the same needs to be confirmed and reconciled.
5. The Grants Register is not maintained up to date. The Expenditure amount as per the Grant registers and the books does not match. It is found that some entries present in software are not present in Grants register and vis-versa. The same needs to be reconciled.
6. It is observed that the opening balances are carried forward in the Balance Sheet from many years such as deposits, Other Balance etc are carried forwards since last year, details of the same are not available. The same needs to be reconciled.
7. As per the Maharashtra Universities Account Code, there should be a Centralized Purchase Store Unit & also Physical Verification Unit, it is suggested to form the said units.
8. It has been observed that in some of the department manual provision watch register not maintained properly.



INDAPURKAR & MUNDADA CHARTERED ACCOUNTANTS

FLAT NO.2, PLOT NO. 24-26, CHANDRAPUSHPA SANKUL,
NEW SHREYA NAGAR, KALDA CORNER,
AURANGABAD - 431005
PHONE: +91-0240-2347630/2344893
E-Mail: indmunca@gmail.com




9. As per the Internal Audit Report and physical verification conducted by us during the course of Audit, it was observed that huge quantum of Scrap was found and no further process has been made for its disposal. It is suggested to send the details of scrap to the Estate Section so that necessary steps can be taken for its disposal by the Department.
10. Software needs to be developed for Bank Reconciliation, Dead Stock Entry, Grants, Inventory management for keeping proper check on the transactions.
11. It is observed that Assets purchased from the specific grants has been clubbed with other assets in the opening balance. It is suggested to bifurcate the said assets and show it separately in Balance Sheet as Assets purchased from University Funds and Asset purchased from Specific Grants.
12. During the year opening balance of Grant & Scholarship a/c in Balance Sheet amounting to Rs.60,92,764/- has been transferred to Sundry receipts account in Income and Expenditure A/c, income to that extent has been overstated. Balance in Pending sanction of Government grants amounting to Rs. 14,31,941/- as appearing under the head Advances in Balance Sheet has been transferred to Miscellaneous Expenditure A/c in Income & expenditure A/c, expenditure to that extent is over stated.
13. During the year bank reconciliation has been done by Chartered Accountant firm and we have relied on the same.
14. In Publication department old forms and prospectus were observed the same needs to be disposed off as per the procedure.
15. As per the Internal Audit Report there are unused items lying with some of the departments. It is suggested that the same should be transferred to other Department wherever it can be used and avoid excess purchase.
16. Dead stock register at various department has to be maintained as per account code book chapter 4.11 page no52. It is suggested to update the dead stock register on timely basis and take necessary actions as per standard procedures mentioned in the Account Code.

Qualified Opinion

In our opinion and to the best of our information and according to the explanations given to us, except for the effects of the matter described in the Basis for Qualified Opinion paragraph,

**INDAPURKAR & MUNDADA
CHARTERED ACCOUNTANTS**

FLAT NO.2, PLOT NO. 24-26, CHANDRAPUSHPA SANKUL,
NEW SHREYA NAGAR, KALDA CORNER,
AURANGABAD - 431005
PHONE: +91-0240-2347630/2344893
E-Mail: indmunca@gmail.com

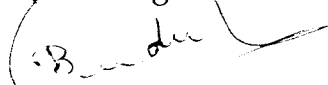


the financial statements give the information required by the Act in the manner so required and give a true and fair view in conformity with the accounting principles generally accepted in India:

- (a) In the case of the Balance Sheet, of the state of affairs of the University as at March 31, 2014.
- (b) In the case of the Income and Expenditure, of the income for the year ended on that date.
- (c) In the case of the Receipt and Payment, of the Receipt and Payment for the year ended on that date.

Place: Aurangabad.
Date: 08-01-2015

For Indapurkar and Mundada
Chartered Accountants
(Firm Reg.No.118855W)


CA Gurdeep Singh Bagga]
Partner.
M.No.118171

