

**Dr. Babasaheb Ambedkar Marathwada University**

AURANGABAD-431 004. (Maharashtra) (India)

**Department of Public Administration**

NAAC Re-Accredited 'A' Grade

Dr. M.C. Pawar  
Professor & Head  
Office Telephones:  
(HOD)

2403355  
2403356



UNIVERSITY CAMPUS,  
AURANGABAD-431 004  
(Maharashtra) (INDIA).

Date:- 26-05-2018.

Ref.No. Pub.Admin./2018-19/

**Students' Feed-Back Analysis**

The Department has taken on line feed-back of the students regarding the classes run by department. The feedback of the students discussed in the departmental committee meeting and analyzed it. Over all the students found satisfied with the course of Public Administration.

**Head,**

*M.C. Pawar*

Department of Public Administration,  
Dr. B.A.M. University,  
Aurangabad.

**PROFESSOR & HEAD**  
**DEPT. OF PUBLIC ADMINISTRATION**  
**Dr. Babasaheb Ambedkar**  
**Marathwada University,**  
**Aurangabad.**

## Analysis of feedbacks of students of Semester- I, Public Administration

### Analysis of feedbacks of students of Semester- I, Public Administration about course curriculum

In part I students have given the feedback about different aspects of course curriculum such as

- a. The course objectives and outcomes were clearly defined, identified
- b. Length: Course material were of appropriate length
- c. Relevance: Course material were relevant
- d. Quality: Course material were of high quality and up to date
- e. Organization: Material was well organized
- f. The course provides useful inputs
- g. The course provides focus on skill development/ employability/ entrepreneurship
- h. The course updates understanding in this field

As per their satisfaction in 4 levels:

- A- Average
- G- Good
- E- Excellent
- O- Outstanding

Summary table of feedback about course curriculum is as follows:

Table1: Frequency and percentages of feedback about course curriculum

Grade	Frequency	Percentage
Average	16	10
Good	117	70
Excellent	32	19
Outstanding	3	2
Total	168	100

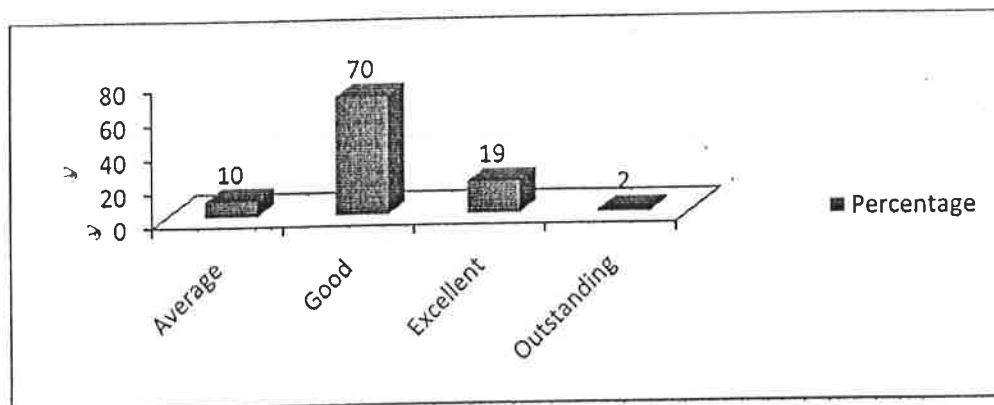


Fig.1: Graphical presentation of feedbacks about course curriculum

### Course Curriculum Feedback: Semester- I, Public Administration

- 19% of the students have rated course curriculum of Public Administration as Average
- 2% of the students have rated course curriculum of Public Administration as Good.
- 70% of the students have rated course curriculum of Public Administration as Excellent.
- 10% of the students have rated course curriculum of Public Administration as Outstanding.

### Criteria 2.

#### Analysis of student's feedback about teachers

In the second part the students have given their feedback about different characteristics of teachers about preparedness for each class, use of ICT tools, fair evaluation, punctuality, overall effectiveness, communication, clarity of concepts, listening skills and time management as per student satisfaction level students have rated in 4 levels:

A-Average

G-Good

E-Excellent

O-Outstanding

Summary table of feedback about teachers performance is as follows:

Table2: Frequency and percentages of feedback about teachers performance

Grade	Frequency	Percentage
Average	20	8
Good	189	75
Excellent	39	15
Outstanding	4	2
Total	252	100

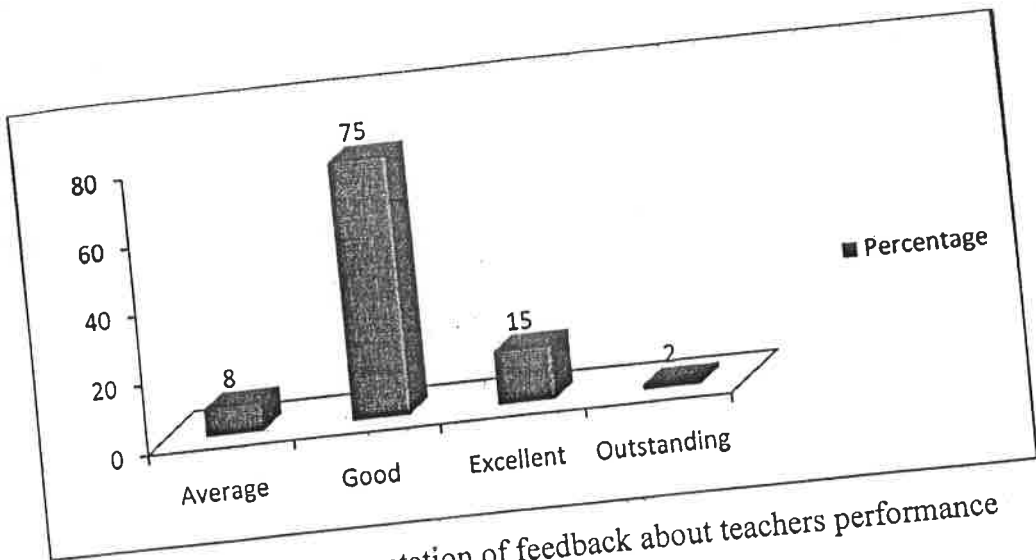


Table2: Graphical representation of feedback about teachers performance

### Teachers feedback: Public Administration

- 15% of the students have rated course curriculum of Public Administration as Average.
- 2% of the students have rated course curriculum of Public Administration as Good.
- 75% of the students have rated course curriculum of Public Administration as Excellent.
- 8% of the students have rated course curriculum of Public Administration as Outstanding.

### Criteria 3.

#### Analysis of feedbacks of students of Semester- I, Public Administration about Projects/Seminars/ Home assignments/ Tutorials:

In part III students have given the feedback about Projects/Seminars/ Home assignments/ Tutorials as:

- a. Project / Seminar topics are new and interesting
- b. Learnt a lot from doing the project / Seminar? Home Assignment
- c. The assignment was regularly given and checked
- d. Sufficient number of practical's were conducted

As per student satisfaction level students have rated in 4 levels:

- A-Average
- G-Good
- E-Excellent
- O-Outstanding

The feedback of students about projects/ seminars/ assignments is presented in tabular and graphical form as follows:

Table 3: Subject wise percentage of grades given by students for project/seminar/assignments

Grade	Frequency	Percentage
Average	8	10
Good	62	74
Excellent	12	14
Outstanding	2	2
Total	84	100

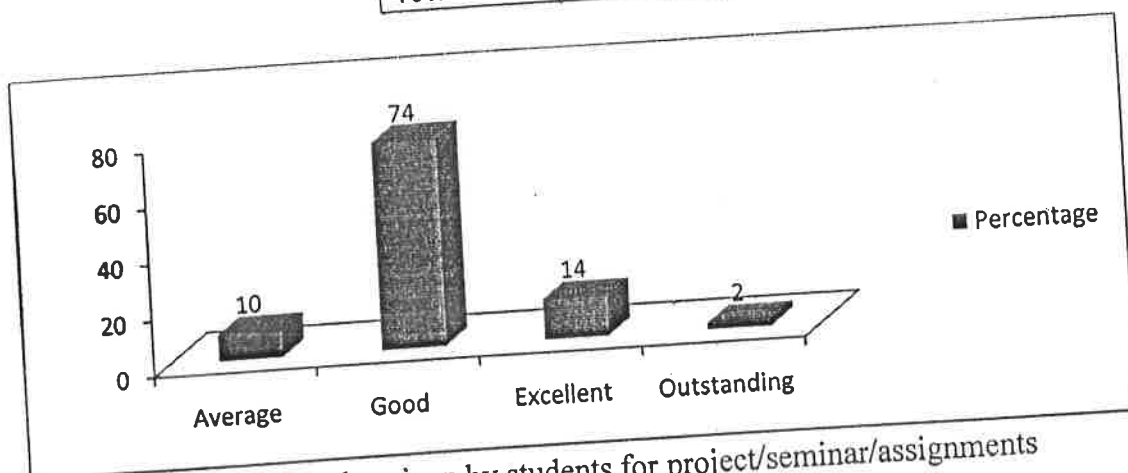


Fig.3: percentage of grades given by students for project/seminar/assignments

- **Projects/ seminars/ assignments Feedback: Public Administration**
- 14% of the students have rated project/seminar/assignments of Public Administration as Average.
- 2% of the students have rated project/seminar/assignments of Public Administration as Good.
- 74% of the students have rated project/seminar/assignments of Public Administration as Excellent.
- 10% of the students have rated project/seminar/assignments of Public Administration as Outstanding.

**Criterion: 4.**

**Analysis of feedbacks of students about Over All**

as per student satisfaction level students have rated in 4 levels:

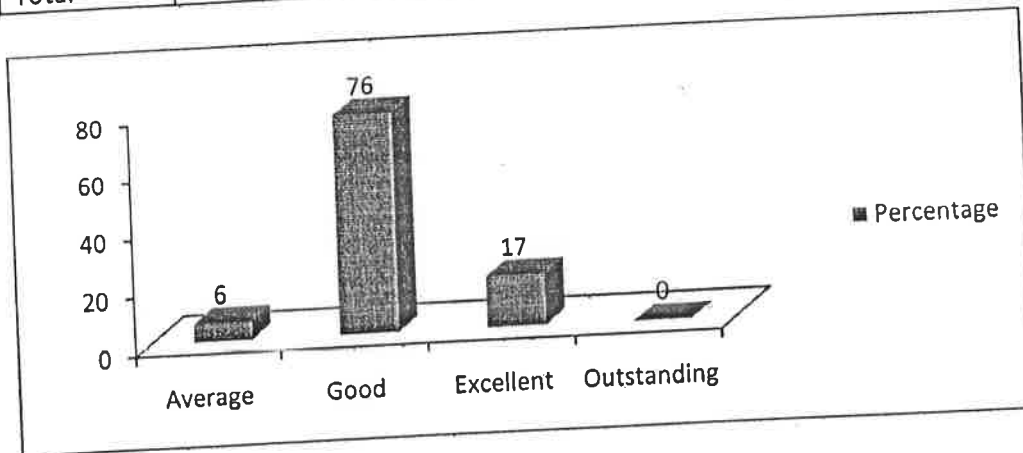
A-Average

G-Good

E-Excellent

O- Outstanding

Grade	Frequency	Percentage
Average	4	6
Good	48	76
Excellent	11	17
Outstanding	0	0
Total	63	100



**Overall: Public Administration**

- 6% of the students have rated overall course of Public Administration as Average.
- 76% of the students have rated overall course of Public Administration as Good.
- 17% of the students have rated overall course of Public Administration as Excellent.
- 0% of the students have rated overall course of Public Administration as Outstanding.

## Analysis of feedbacks of students about criterion V- Infrastructure

In part IV students have given overall feedback about 7 different aspects as follows:

- Sufficient facilities are available in the department
- Toilets/washrooms are hygienic and properly maintained
- Clean drinking water is available in the department and on the campus.
- Number of PCs needed for the course were adequate
- Equipment in the labs are adequate and in working condition
- Computer lab is accessible
- Internet facility is available

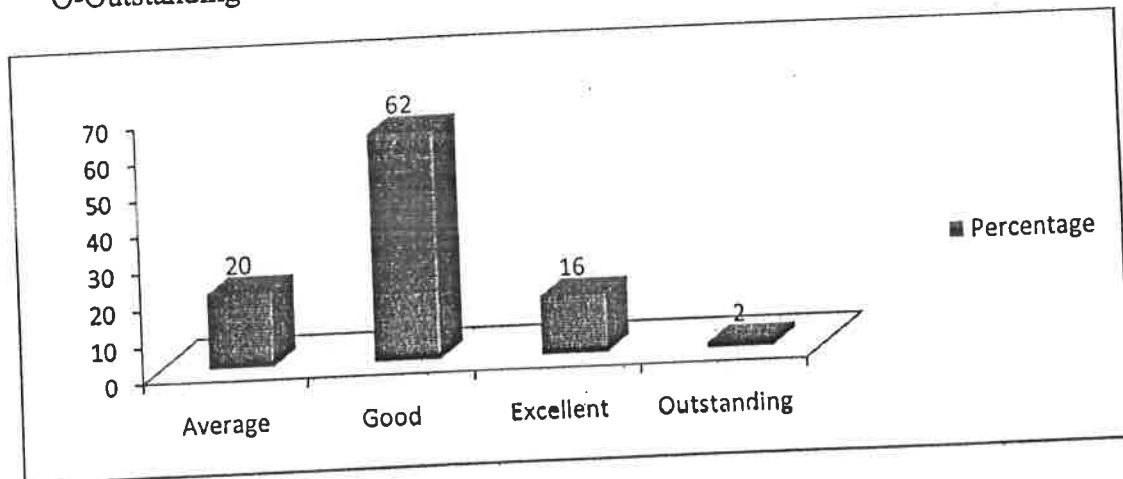
as per their satisfaction in 4 levels:

A-Average

G-Good

E-Excellent

O-Outstanding



- 20% of the students rated facilities are available in the department about infrastructure as average
- 62% of the students rated facilities are available in the department about infrastructure as good
- 16% of the students rated facilities are available in the department about infrastructure as excellent
- 2% of the students rated facilities are available in the department about infrastructure as outstanding

**Analysis of feedbacks of students of Semester- IV of M.A. Public Administration about criterion VI, VII, VIII, IX and X**

In part VI, VII, VIII, IX and X the students have to give feedback as yes or no of single question

The summary of students feedback is summarized in the following table:

Feedback about Criterion	Yes (%)	No (%)
VI	95	5
VII	100	0
VIII	16	84
IX	95	5
X	89	11

- 95% of the students wish to have counseling by the teachers / experts for their personal or academic problem
- 100% of the students of the students wish to have classes in soft skill and personality development
- 16% of the students of the students wish to have more industrial/ field visits
- 95% of the students finds a positive change in department activities in this semester
- 89% of the students of the students would like to be actively associated with alumni association



## Analysis of feedbacks of students of Semester- I, Public Administration

### Analysis of feedbacks of students of Semester- I, Public Administration about course curriculum

In part I students have given the feedback about different aspects of course curriculum such as

- The course objectives and outcomes were clearly defined, identified
- Length: Course material were of appropriate length
- Relevance: Course material were relevant
- Quality: Course material were of high quality and up to date
- Organization: Material was well organized
- The course provides useful inputs
- The course provides focus on skill development/ employability/ entrepreneurship
- The course updates understanding in this field

As per their satisfaction in 4 levels:

- A- Average
- G- Good
- E- Excellent
- O- Outstanding

Summary table of feedback about course curriculum is as follows:

Table1: Frequency and percentages of feedback about course curriculum

Grade	Frequency	Percentage
Average	21	26
Good	49	61
Excellent	8	10
Outstanding	2	3
Total	80	100

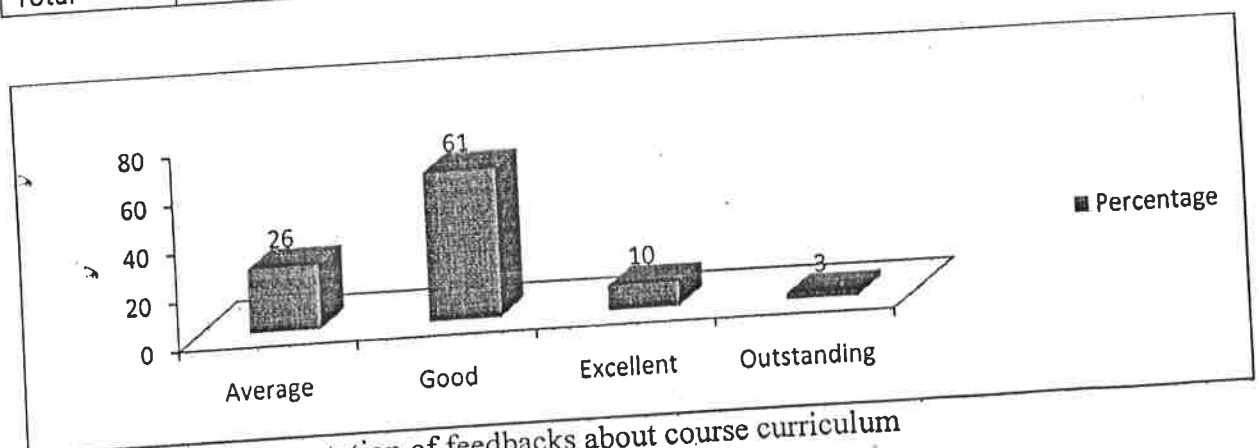


Fig.1: Graphical presentation of feedbacks about course curriculum

### Course Curriculum Feedback: Semester- I, Public Administration

- 26% of the students have rated course curriculum of Public Administration as Average
- 61% of the students have rated course curriculum of Public Administration as Good.
- 10% of the students have rated course curriculum of Public Administration as Excellent.
- 3% of the students have rated course curriculum of Public Administration as Outstanding.

### Criteria 2.

#### Analysis of student's feedback about teachers

In the second part the students have given their feedback about different characteristics of teachers about preparedness for each class, use of ICT tools, fair evaluation, punctuality, overall effectiveness, communication, clarity of concepts, listening skills and time management as per student satisfaction level students have rated in 4 levels:

A-Average

G-Good

E-Excellent

O-Outstanding

Summary table of feedback about teachers performance is as follows:

Table2: Frequency and percentages of feedback about teachers performance

Grade	Frequency	Percentage
Average	23	19
Good	85	71
Excellent	11	9
Outstanding	1	1
Total	120	100

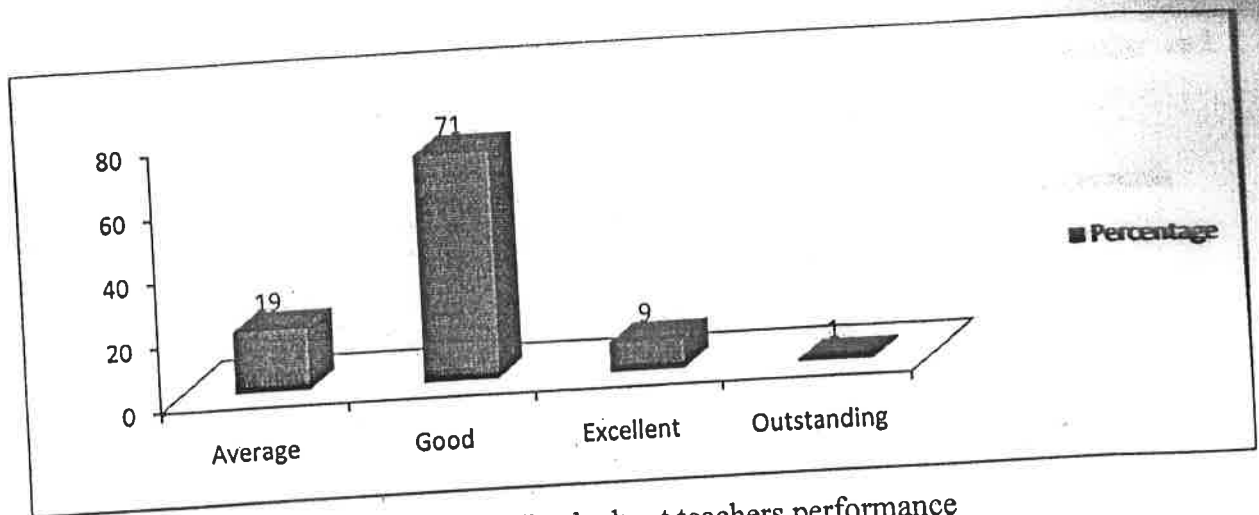


Fig.2: Graphical representation of feedback about teachers performance

#### Teachers feedback: Public Administration

- 19% of the students have rated course curriculum of Public Administration as Average.
- 71% of the students have rated course curriculum of Public Administration as Good.
- 9% of the students have rated course curriculum of Public Administration as Excellent.
- 1% of the students have rated course curriculum of Public Administration as Outstanding.

#### Criteria 3.

Analysis of feedbacks of students of Semester- I, Public Administration about Projects/Seminars/ Home assignments/ Tutorials:  
 In part III students have given the feedback about Projects/Seminars/ Home assignments/ Tutorials as:

- a. Project / Seminar topics are new and interesting
- b. Learnt a lot from doing the project / Seminar? Home Assignment
- c. The assignment was regularly given and checked
- d. Sufficient number of practical's were conducted

As per student satisfaction level students have rated in 4 levels:

- A-Average
- G-Good
- E-Excellent
- O-Outstanding

The feedback of students about projects/ seminars/ assignments is presented in tabular and graphical form as follows:

Table 3: Subject wise percentage of grades given by students for project/seminar/assignments

Grade	Frequency	Percentage
Average	7	18
Good	29	73
Excellent	4	10
Outstanding	0	0
Total	40	100

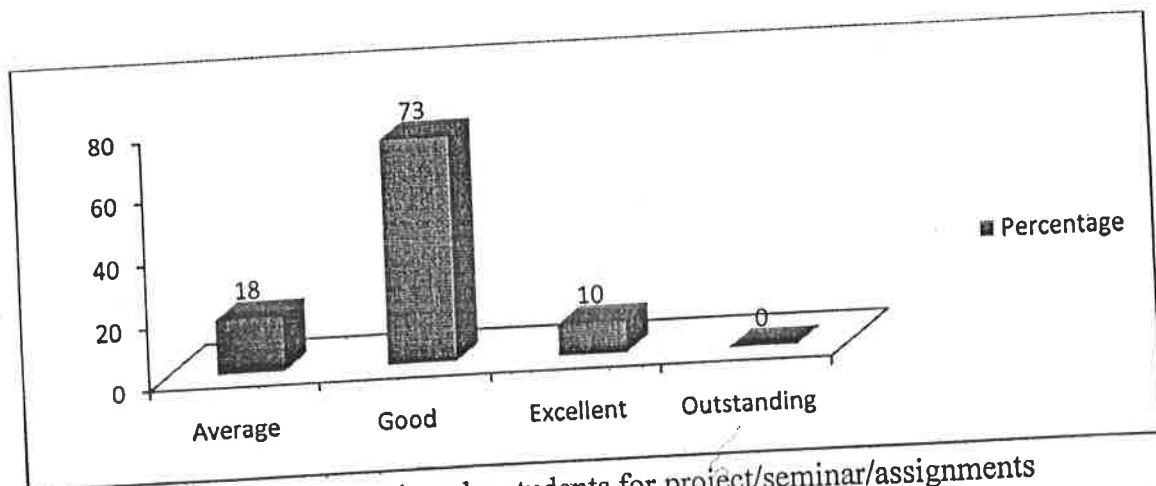


Fig.3: percentage of grades given by students for project/seminar/assignments

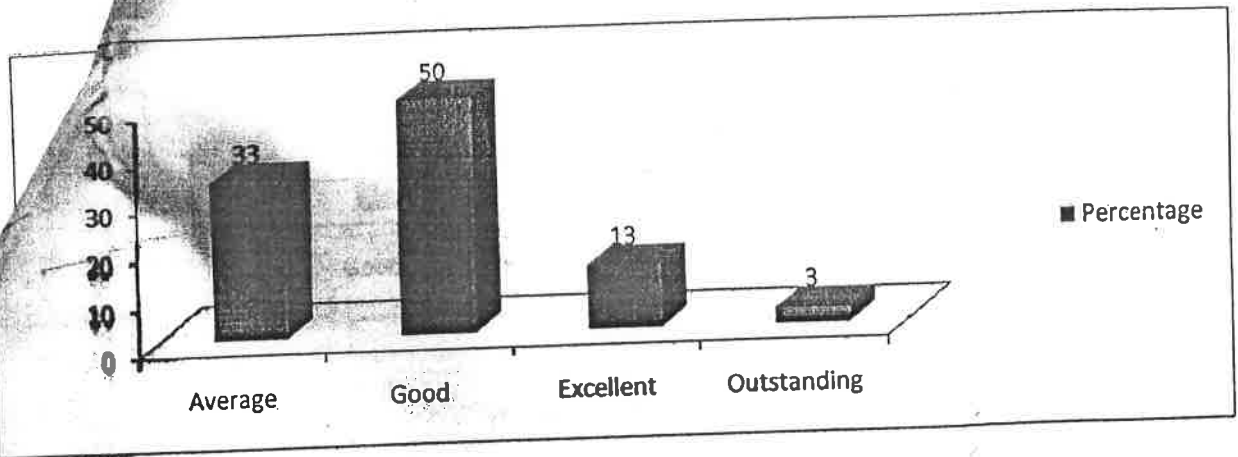
- **Projects/ seminars/ assignments Feedback: Public Administration**
  - 18% of the students have rated project/seminar/assignments of Public Administration as Average.
  - 73% of the students have rated project/seminar/assignments of Public Administration as Good.
  - 10% of the students have rated project/seminar/assignments of Public Administration as Excellent.
  - 0% of the students have rated project/seminar/assignments of Public Administration as Outstanding.

Criterion: 4.

Analysis of feedback

as per student

Grade	Frequency	Percentage
Average	10	33
Good	15	50
Excellent	4	13
Outstanding	1	3
Total	30	100



**Overall: Public Administration**

- ✔ 33% of the students have rated overall course of Public Administration as Average.
- ✔ 50% of the students have rated overall course of Public Administration as Good.
- ✔ 13% of the students have rated overall course of Public Administration as Excellent.
- ✔ 3% of the students have rated overall course of Public Administration as Outstanding.

### Analysis of feedbacks of students about criterion V- Infrastructure

In part IV students have given overall feedback about 7 different aspects as follows:

- Sufficient facilities are available in the department
- Toilets/washrooms are hygienic and properly maintained
- Clean drinking water is available in the department and on the campus.
- Number of PCs needed for the course were adequate
- Equipment in the labs are adequate and in working condition
- Computer lab is accessible
- Internet facility is available

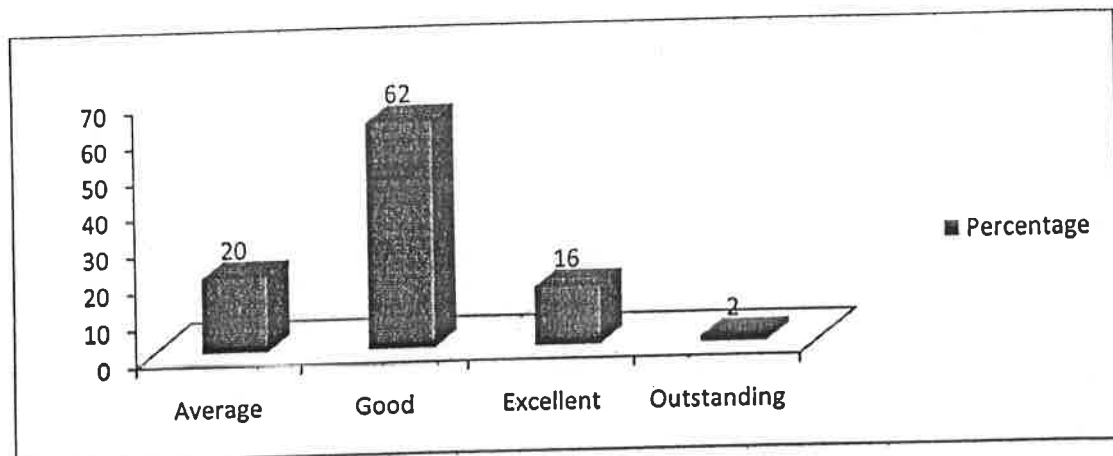
as per their satisfaction in 4 levels:

A-Average

G-Good

E-Excellent

O-Outstanding



- 20% of the students rated facilities are available in the department about infrastructure as average
- 62% of the students rated facilities are available in the department about infrastructure as good
- 16% of the students rated facilities are available in the department about infrastructure as excellent
- 2% of the students rated facilities are available in the department about infrastructure as outstanding

**Analysis of feedbacks of students of Semester- IV of M.A. Public Administration about criterion VI, VII, VIII, IX and X**

In part VI, VII, VIII, IX and X the students have to give feedback as yes or no of single question

The ~~summary~~ summary of students feedback is summarized in the following table:

Feedback about Criterion	Yes (%)	No (%)
VI	95	5
VII	100	0
VIII	16	84
IX	95	5
X	89	11

- 95% of the students wish to have counseling by the teachers / experts for their personal or academic problem
- 100% of the students of the students wish to have classes in soft skill and personality development
- 16% of the students of the students wish to have more industrial/ field visits
- 95% of the students finds a positive change in department activities in this semester
- 89% of the students of the students would like to be actively associated with alumni association