

Analysis of feedbacks of students of Semester- Ist, M.A.Economics

Analysis of feedbacks of students of Semester- Ist of M.A. Economics about course curriculum

In part I students have given the feedback about different aspects of course curriculum such as

- a. The course objectives and outcomes were clearly defined, identified
- b. Length: Course material were of appropriate length
- c. Relevance: Course material were relevant
- d. Quality: Course material were of high quality and up to date
- e. Organization: Material was well organized
- f. The course provides useful inputs
- g. The course provides focus on skill development/ employability/ entrepreneurship
- h. The course updates understanding in this field

as per their satisfaction in 4 levels:

- A- Average
- G- Good
- E- Excellent
- O- Outstanding

In Semester I students have four subjects as given below:

Macro Economics-I	Theory	7709: Dr S S narwade
International Trade	Theory	7759: Dr N V Kolhe
Constitution of India	Theory	7760:
Energy Economics	Theory	7770:Dr K V Khandare
Foundation Course in Economics		7787: Dr S Ubale
Agricultural Economics	Theory	7788:Dr C N kokate
Statistical Methods	Theory	7808:Dr P V Deshmukh
Micro Economics-I	Theory	7821: Dr K V Khandare

for

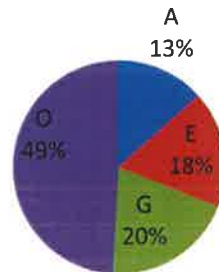

Professor & Head,
Department of Economics,
Dr. Babasaheb Ambedkar Marathwada
University, Aurangabad

Criteria 1.

Subject: 7709: Macro Economics, Dr S S Narwade

Grade	Frequency	Percent
A	29	13
E	38	18
G	43	20
O	106	49
Total	216	100

7709

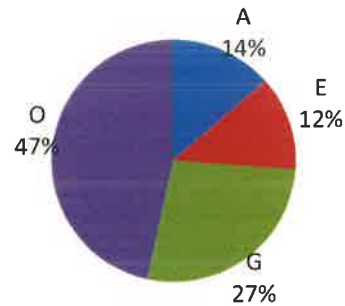


Subject: 2 International trade, Dr N V Kolhe

7759:

Grade	Frequency	Percent
A	12	14
E	11	13
G	24	27
O	41	47
Total	88	100

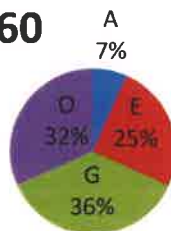
7759



Subject: 7760 :Constitution of India

Grade	Frequency	Percent
A	7	7
E	26	25
G	38	37
O	33	38
Total	104	100

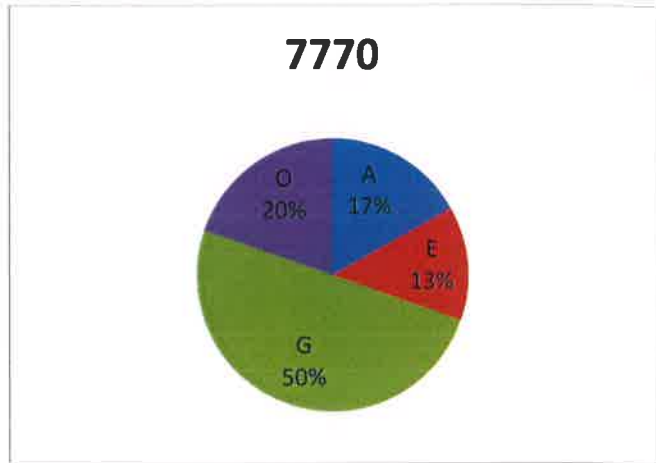
7760



[Signature]
Professor & Head,
Department of Economics,
Dr. Babasaheb Ambedkar Marathwada
University, Aurangabad

Subject: 7770 :Energy Economics ,Dr K V Khandare

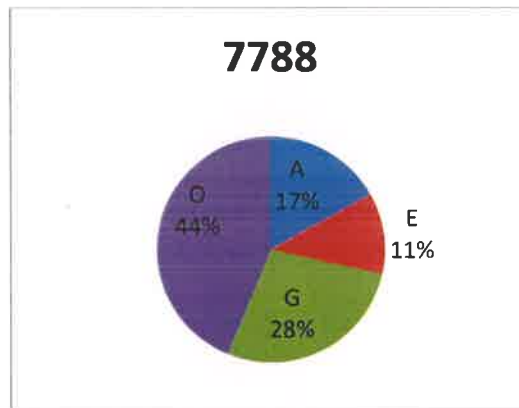
Grade	Frequency	Percent
A	19	17
E	15	13
G	56	50
O	20	20
Total	112	100



Subject: 5

7788 :Agricultural Economics, Dr C N Kokate

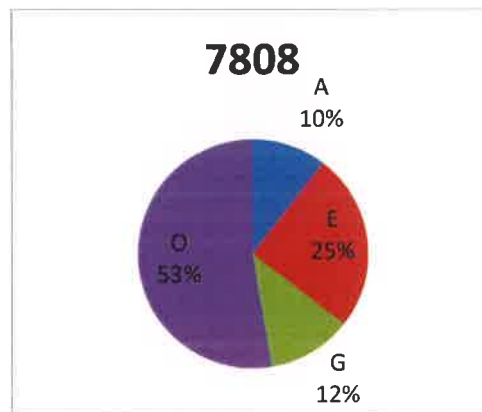
Grade	Frequency	Percent
A	19	17
E	13	12
G	31	28
O	49	44
Total	112	100



Subject: 6 Statistical Methods, Dr P V Deshmukh

7808

Grade	Frequency	Percent
A	16	11
E	38	25
G	18	12
O	80	53
Total	152	100

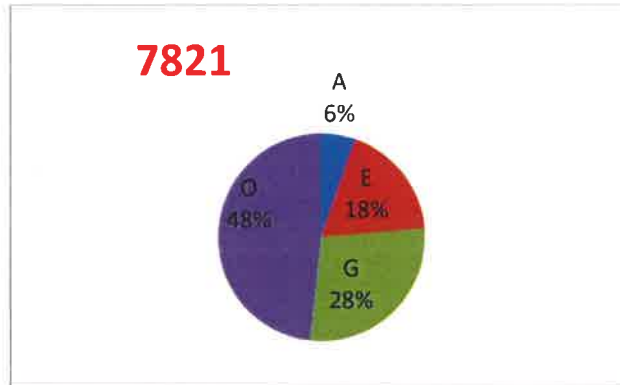



Professor & Head,
 Department of Economics,
 Dr. Babasaheb Ambedkar Marathwada
 University, Aurangabad

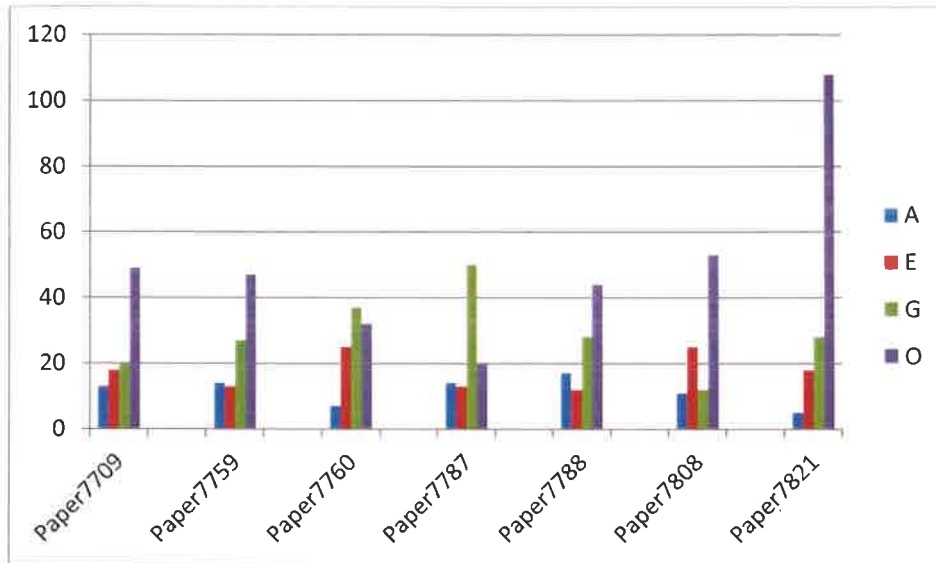
Subject 7

7821 :Micro Economics, Dr K V Khandare


Grade	Frequency	Percent
A	9	6
E	20	18
G	33	28
O	10	48
Total	72	100



Consolidated Representation and Inference: -



- Sub 1: From the above cluster diagram, it is observed that, total 69% of the students have rated course curriculum of **7709** as excellent and outstanding and 31% rated it as average and good.
- Sub 2: From the above cluster diagram, it is observed that, total 54% of the students have rated course curriculum of **7759** as excellent and outstanding and 27% rated it as average and good.
- Sub 3: From the above cluster diagram, it is observed that, total 69% of the students have rated course curriculum of **7760** as excellent and outstanding and balance 32% rated it as average and good.


Professor & Head,
Department of Economics,
Dr. Babasaheb Ambedkar Marathwada
University, Aurangabad

- Sub 4: From the above cluster diagram, it is observed that, total 70% of the students have rated the course curriculum of 7787 as excellent and outstanding and balance 27% rated it as average and good.
- Sub 5: From the above cluster diagram, it is observed that, total 72% of the students have rated the course curriculum of 7788 as excellent and outstanding and balance 29% rated it as average and good.
- Sub 6: From the above cluster diagram, it is observed that, total 65% of the students have rated the course curriculum of 7808 as excellent and outstanding and balance 36% rated it as average and good.
- Sub From the above cluster diagram, it is observed that, total 136% of the students have rated the course curriculum of 7821 as excellent and outstanding and balance 23% rated it as average and good

Criteria 2.

Analysis of students feedback about teachers

In the second part the students have given their feedback about different characteristics of teachers about preparedness for each class, use of ICT tools, fair evaluation, punctuality, overall effectiveness, communication, clarity of concepts, listening skills and time management as per student satisfaction level students have rated in 4 levels:

A-Average

G-Good

E-Excellent

O-Outstanding

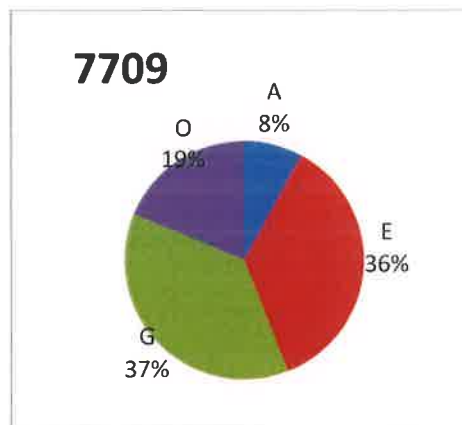
The feedback of students is presented in tabular and graphical form as follows:

Prof.

Subject: 1

7709: Macro Economics, Dr S S Narwade

Grade	Frequency	Percent
A	24	8
E	108	36
G	112	37
O	56	19
Total	300	100

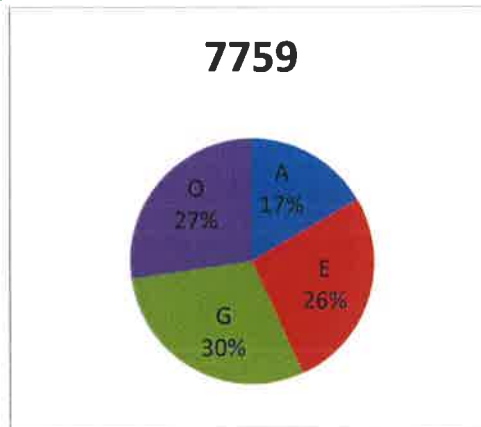


[Signature]
Professor & Head,
 Department of Economics,
 Dr. Babasaheb Ambedkar Marathwada
 University, Aurangabad

Subject: 2

7759 :International Trade , Dr N V Kolhe

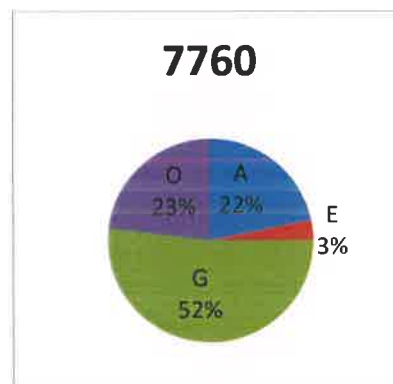
Grade	Frequency	Percent
A	22	17
E	35	27
G	39	30
O	36	27
Total	132	100



Subject: 3

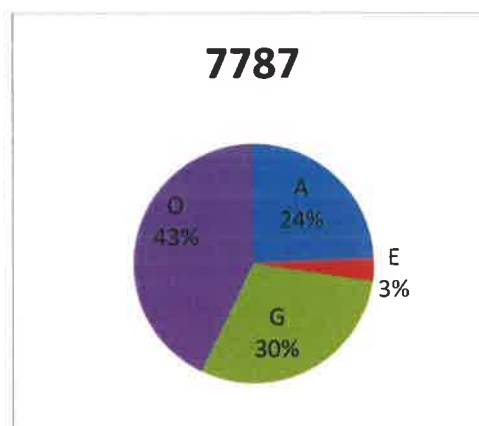
7760: Constitution of India

Grade	Frequency	Percent
A	34	22
E	5	3
G	81	52
O	36	23
Total	156	100



Subject: 4 7787 : Foundation Course in Economics, Dr Sonal Ubale

Grade	Frequency	Percent
A	41	24
E	5	3
G	50	30
O	43	43
Total	168	100

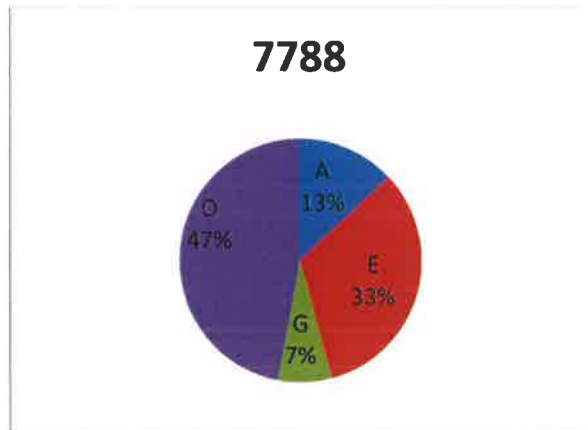


Subject: 5


Professor & Head,
Department of Economics,
Dr. Babasaheb Ambedkar Marathwada
University, Aurangabad

7788: Agricultural Economics, Dr C N Kokate

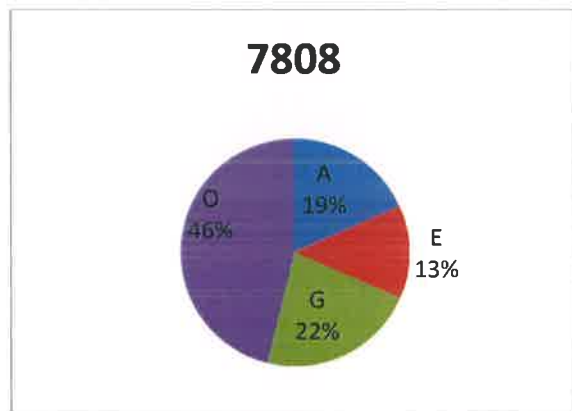
Grade	Frequency	Percent
A	22	13
E	55	33
G	12	7
O	79	47
Total	168	100



Subject: 6

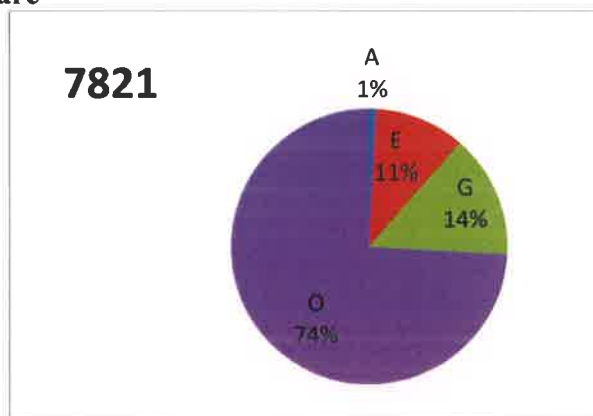
Statistical Methods ,Dr P V Deshmukh

Grade	Frequency	Percent
A	42	18
E	30	13
G	51	22
O	105	46
Total	228	100



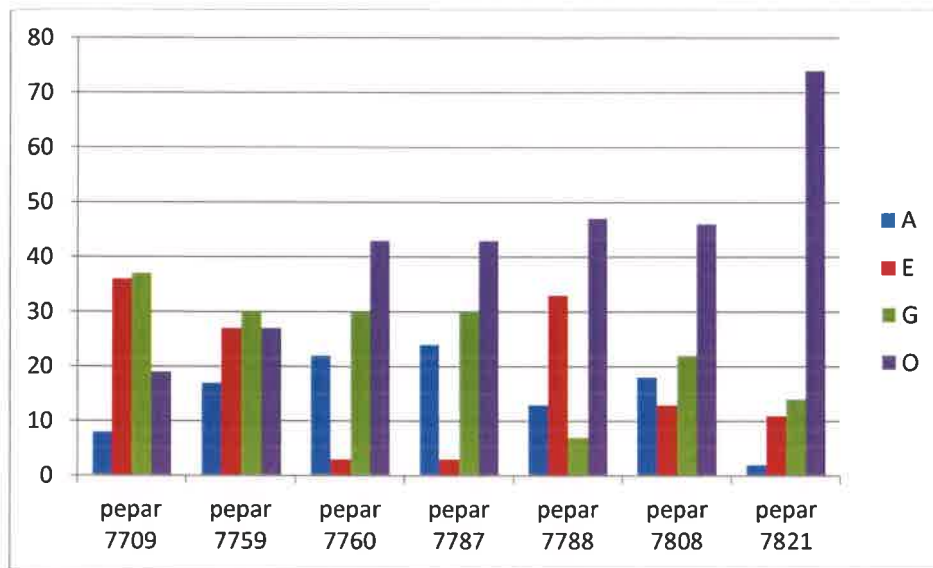
Micro economics ,Dr K V Khandare

Grade	Frequency	Percent
A	3	1
E	37	11
G	50	14
O	258	74
Total	348	100




[Signature]
Professor & Head,
 Department of Economics,
 Dr. Babasaheb Ambedkar Marathwada
 University, Aurangabad

Consolidated Representation and Inference: -



- Sub 1: From the above cluster diagram, it is observed that, total 56% of the students have rated course curriculum of **7709** as excellent and outstanding and 44% rated it as average and good.
- Sub 2: From the above cluster diagram, it is observed that, total 57% of the students have rated course curriculum of **7759** as excellent and outstanding and 44% rated it as average and good.
- Sub 3: From the above cluster diagram, it is observed that, total 75% of the students have rated course curriculum of **7760** as excellent and outstanding and balance 26% rated it as average and good.
- Sub 4: From the above cluster diagram, it is observed that, total 73% of the students have rated the course curriculum of **7787** as excellent and outstanding and balance 27% rated it as average and good.
- Sub 5: From the above cluster diagram, it is observed that, total 46% of the students have rated the course curriculum of **7788** as excellent and outstanding and balance 54% rated it as average and good. Hence certain changes are required as per feedback of students.
- Sub 6: From the above cluster diagram, it is observed that, total 68% of the students have rated the course curriculum of **7808** as excellent and outstanding and balance 31% rated it as average and good. Hence certain changes are required as per feedback of students.
- Sub 7: From the above cluster diagram, it is observed that, total 88% of the students have rated the course curriculum of **7821** as excellent and outstanding and balance 12% rated it as average and good. Hence certain changes are required as per feedback of students.


Professor & Head,
Department of Economics,
Dr. Babasaheb Ambedkar Marathwada
University, Aurangabad

Criteria 3.

Analysis of feedbacks of students of Semester- IV of M.A.Economics about Projects/Seminars/ Home assignments/ Tutorials:

In part III students have given the feedback about Projects/Seminars/ Home assignments/ Tutorials as:

- Project / Seminar topics are new and interesting
- Learnt a lot from doing the project / Seminar? Home Assignment
- The assignment was regularly given and checked
- Sufficient number of practicals were conducted

as per student satisfaction level students have rated in 4 levels:

A-Average

G-Good

E-Excellent

O-Outstanding

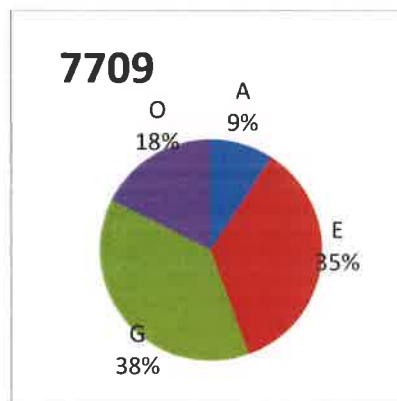
The feedback of students about projects/ seminars/ assignments is presented in tabular and graphical form as follows:

Teacher Name

Subject: Macro economics, Dr.S.S.Narwade

7709:

Grade	Frequency	Percent
A	10	9
E	38	35
G	41	38
O	19	18
Total	108	100

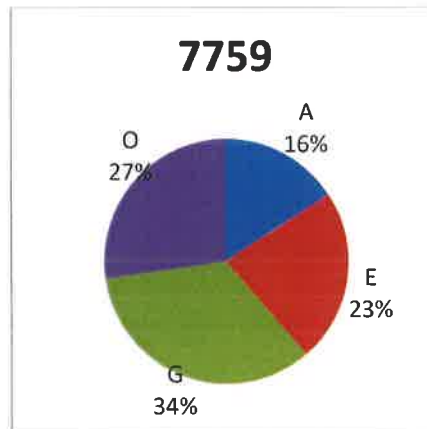


[Signature]
Professor & Head,
Department of Economics,
Dr. Babasaheb Ambedkar Marathwada
University, Aurangabad

Subject: 2

7759 :International Economics-Dr.N.V.Kolhe

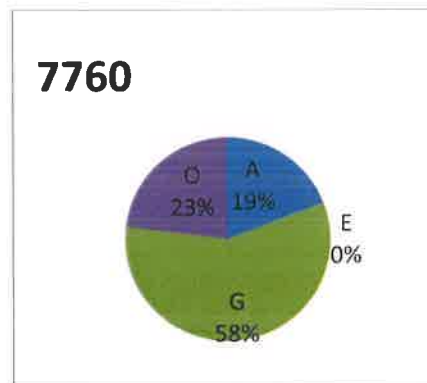
Grade	Frequency	Percent
A	7	16
E	10	23
G	15	34
O	12	27
Total	44	100



Subject: 3

7760:Constitution of India

Grade	Frequency	Percent
A	10	19
E	0	0
G	30	58
O	12	23
Total	52	100

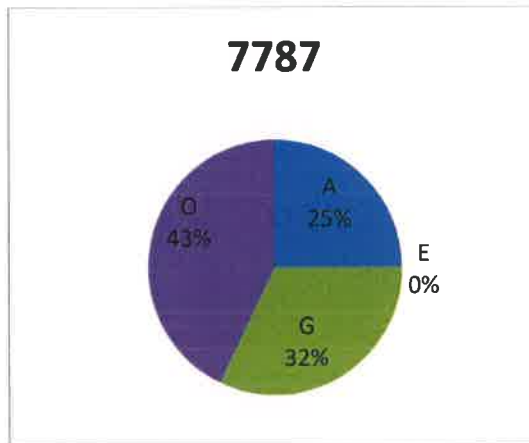



Professor & Head,
Department of Economics,
Dr. Babasaheb Ambedkar Marathwada
University, Aurangabad

Subject: 4

7787 :Foundation Course in Economics, Dr.Sonal Ubale

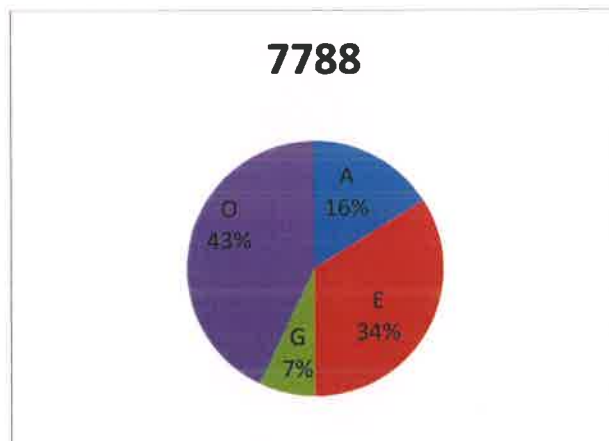
Grade	Frequency	Percent
A	14	25
E	0	0
G	18	32
O	43	43
Total	56	100



Subject: 5

7788 :Agriculture Economics, Dr.C.N.Kokate

Grade	Frequency	Percent
A	9	16
E	19	34
G	4	7
O	24	43
Total	56	100

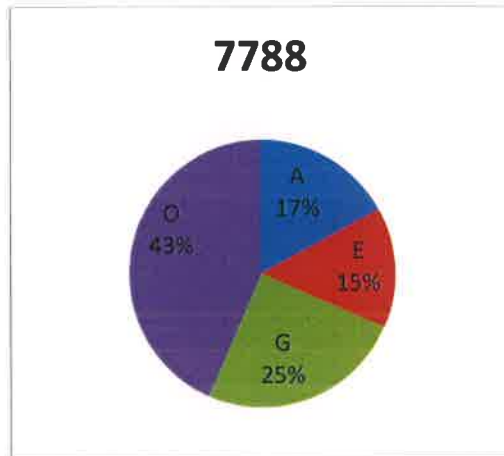



Professor & Head,
Department of Economics,
Dr.Babasaheb Ambedkar Marathwada
University, Aurangabad

Subject: 6

7808 :Statistical Methods, Dr P.V.Deshmukh

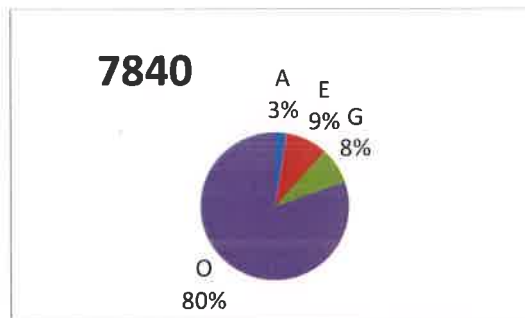
Grade	Frequency	Percent
A	13	17
E	11	14
G	19	25
O	33	43
Total	76	100



Subject: 7

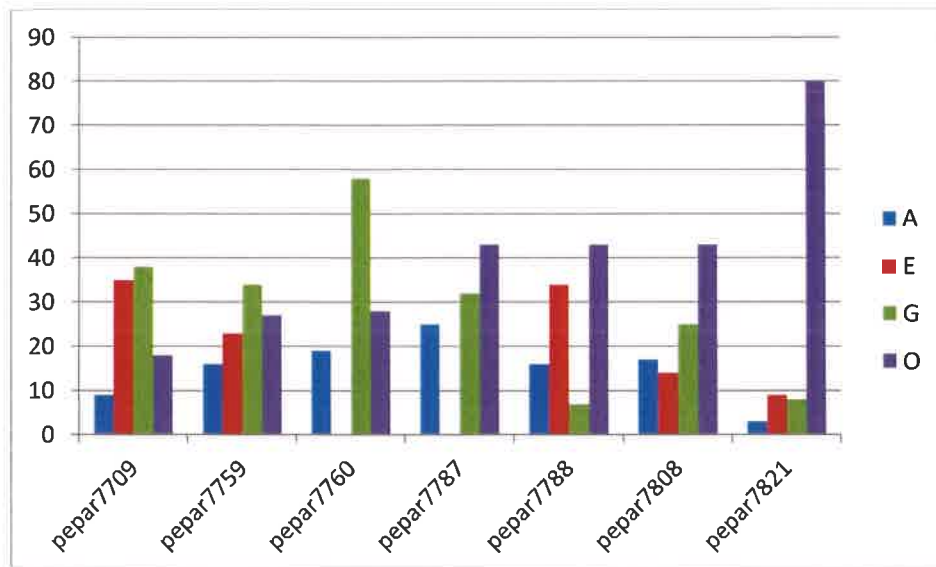
7821 Micro Economics , Dr.K.V.Khandare

Grade	Frequency	Percent
A	3	3
E	10	9
G	9	8
O	90	80
Total	112	100



Consolidated Representation and Inference: -


Professor & Head,
Department of Economics,
Dr.Babasaheb Ambedkar Marathwada
University, Aurangabad



- Sub 1: From the above cluster diagram, it is observed that, total 56% of the students have rated course curriculum of **7709** as excellent and outstanding and 44% rated it as average and good.
- Sub 2: From the above cluster diagram, it is observed that, total 61% of the students have rated course curriculum of **7759** as excellent and outstanding and 39% rated it as average and good..
- Sub 3: From the above cluster diagram, it is observed that, total 81% of the students have rated course curriculum of **7760** as excellent and outstanding and balance 19% rated it as average and good.
- Sub 4: From the above cluster diagram, it is observed that, total 75% of the students have rated the course curriculum of **7787** as excellent and outstanding and balance 25% rated it as average and good. Hence certain changes are required as per feedback of students.
- Sub 5: From the above cluster diagram, it is observed that, total 50% of the students have rated the course curriculum of **7788** as excellent and outstanding and balance 50% rated it as average and good. Hence certain changes are required as per feedback of students.
- Sub 6: From the above cluster diagram, it is observed that, total 88% of the students have rated the course curriculum of **7808** as excellent and outstanding and balance 12% rated it as average and good. Hence certain changes are required as per feedback of students.


 hr
 Professor & Head,
 Department of Economics,
 Dr. Babasaheb Ambedkar Marathwada
 University, Aurangabad

Analysis of feedbacks of students of Semester- IV of M.A.Economics about Projects/Seminars/ Home assignments/ Tutorials:

In part III students have given the feedback about Projects/Seminars/ Home assignments/ Tutorials as:

- a. Project / Seminar topics are new and interesting
- b. Learnt a lot from doing the project / Seminar? Home Assignment
- c. The assignment was regularly given and checked
- d. Sufficient number of practicals were conducted

as per student satisfaction level students have rated in 4 levels:

A-Average

G-Good

E-Excellent

O-Outstanding

The feedback of students about projects/ seminars/ assignments is presented in tabular and graphical form as follows:

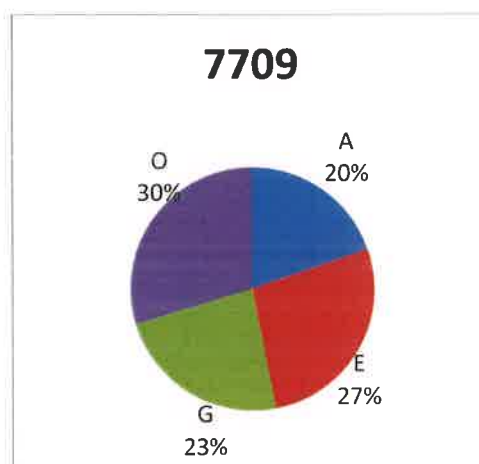
Teacher

Criteria 4.

Subject: 1

7709: Macro Economics, Dr.S.S.Narwade

Grade	Frequency	Percent
A	16	20
E	22	27
G	19	23
O	24	30
Total	81	100

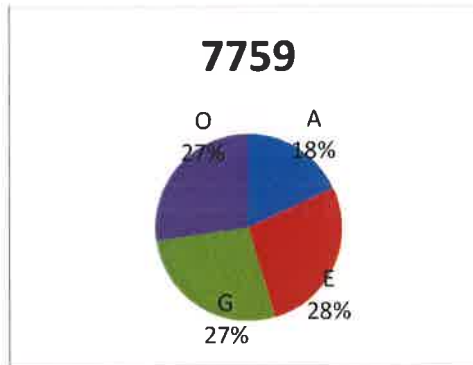


Subject: 2

[Signature]
W
Professor & Head,
Department of Economics,
Dr. Babasaheb Ambedkar Marathwada
University, Aurangabad

7759 :International Economics, Dr.N.V.Kolhe

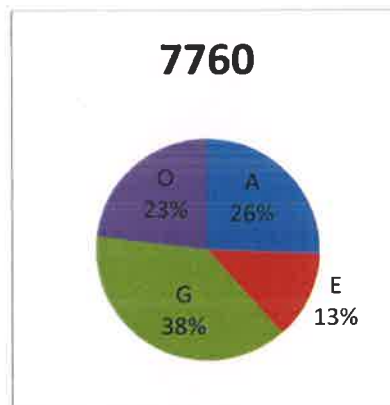
Grade	Frequency	Percent
A	6	18
E	8	27
G	9	27
O	9	27
Total	33	100



Subject: 3

7760: Constitution Of India

Grade	Frequency	Percent
A	10	26
E	5	13
G	15	38
O	9	23
Total	39	100



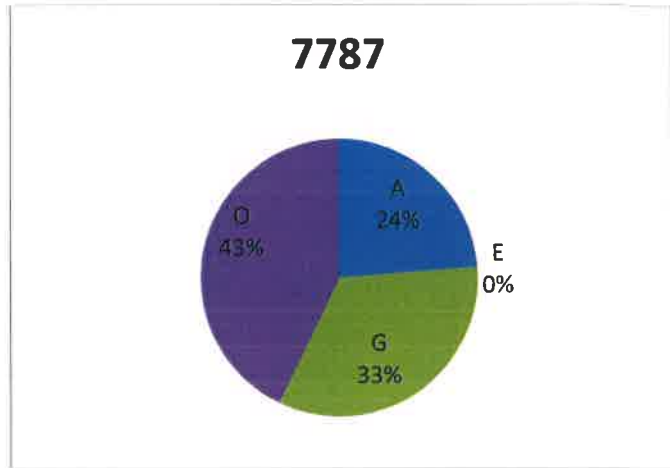


Professor & Head,
Department of Economics,
Dr. Babasaheb Ambedkar Marathwada
University, Aurangabad

Subject: 4

7787: Foundation of India, Dr. Sonal Ubale

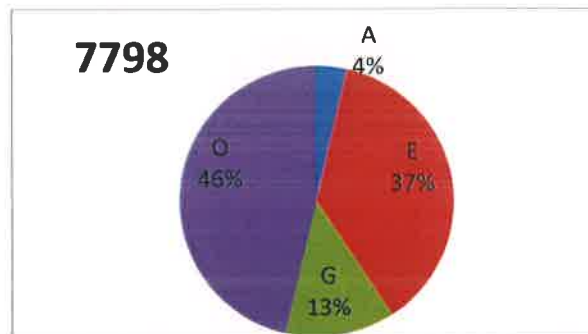
Grade	Frequency	Percent
A	10	24
E	0	0
G	14	33
O	43	43
Total	42	100



Subject: 5

7788: Agricultural Economics, Dr. C.N. Kokate

Grade	Frequency	Percent
A	5	12
E	10	24
G	4	10
O	23	55
Total	42	100

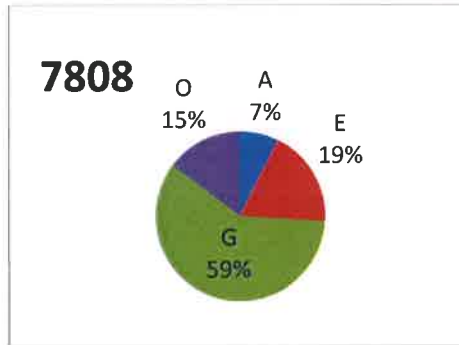



Professor & Head,
Department of Economics,
Dr. Babasaheb Ambedkar Marathwada
University, Aurangabad

Subject: 6

7808 :Statistical Methods , Dr.P.V.Deshmukh

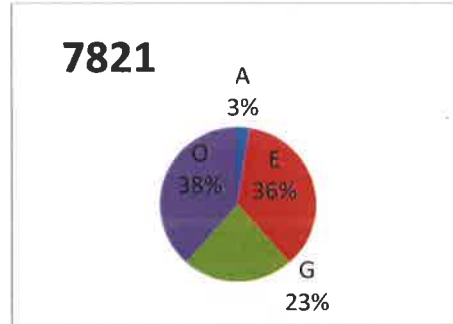
Grade	Frequency	Percent
A	4	7
E	9	16
G	16	28
O	28	49
Total	57	100



Subject: 7

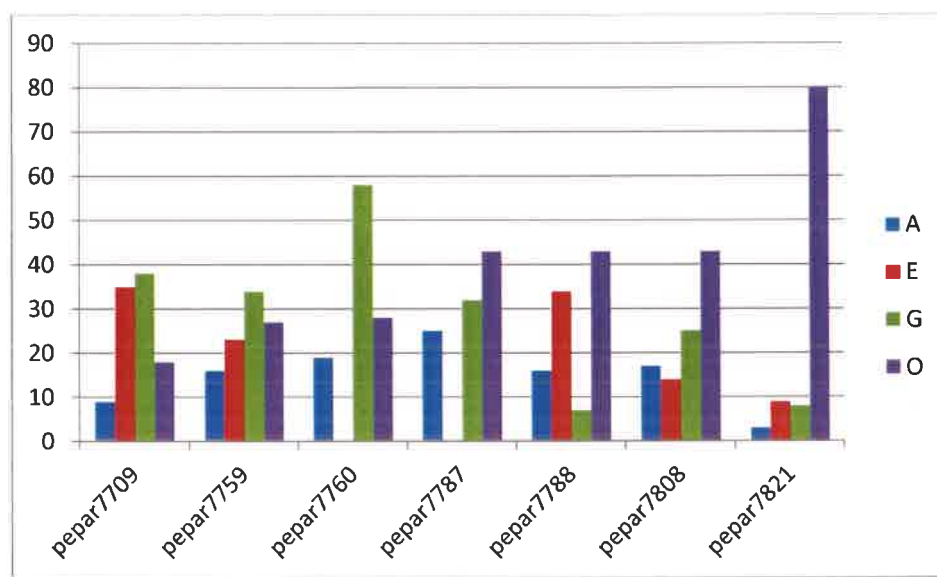
7821 : Micro Economics, Dr.K.V.Khandare

Grade	Frequency	Percent
A	1	3
E	14	36
G	9	23
O	15	38
Total	39	100



[Signature]
Professor & Head,
Department of Economics,
Dr.Babasaheb Ambedkar Marathwa
University, Aurangabad

Consolidated Representation and Inference: -



- Sub 1: From the above cluster diagram, it is observed that, total 53% of the students have rated course curriculum of 7709 as excellent and outstanding and 47% rated it as average and good.
- Sub 2: From the above cluster diagram, it is observed that, total 54% of the students have rated course curriculum of 7759 as excellent and outstanding and 45% rated it as average and good.
- Sub 3: From the above cluster diagram, it is observed that, total 61% of the students have rated course curriculum of 7760 as excellent and outstanding and balance 39% rated it as average and good.
- Sub 4: From the above cluster diagram, it is observed that, total 76% of the students have rated the course curriculum of 7787 as excellent and outstanding and balance 24% rated it as average and good.
- Sub 5: From the above cluster diagram, it is observed that, total 65% of the students have rated the course curriculum of 7788 as excellent and outstanding and balance 36% rated it as average and good.
- Sub 6: From the above cluster diagram, it is observed that, total 77% of the students have rated the course curriculum of 7808 as excellent and outstanding and balance 23% rated it as average and good.
- Sub : From the above cluster diagram, it is observed that, total 84% of the students have rated the course curriculum of 7821 as excellent and outstanding and balance 17% rated it as average and good.


Professor & Head,
Department of Economics,
Babasaheb Ambedkar Marathwada
University, Aurangabad