

Analysis of feedbacks of students of Semester- IIIrd of **M.A. Economics**

Analysis of feedbacks of students of Semester- IIIrd of **M.A Economics** about course curriculum

In part I students have given the feedback about different aspects of course curriculum such as

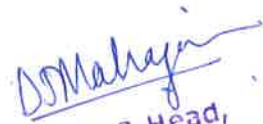
- a. The course objectives and outcomes were clearly defined, identified
- b. Length: Course material were of appropriate length
- c. Relevancce: Course material were relevant
- d. Quality: Course material were of high quality and up to date
- e. Organization: Material was well organized
- f. The course provides useful inputs
- g. The course provides focus on skill development/ employability/ entrepreneurship
- h. The course updates understanding in this field

As per their satisfaction in 4 levels:

- A- Average
- G- Good
- E- Excellent
- O- Outstanding

In Semester III students have seven subjects as given below:

PAPER id	Paper Title
7730	Positive Psychology
7731	Service Course 01
7741	Indian Economy
7755	Econometrics-I
7794	Banking and Financial Services
7805	Disaster Management
7848	Public Economics

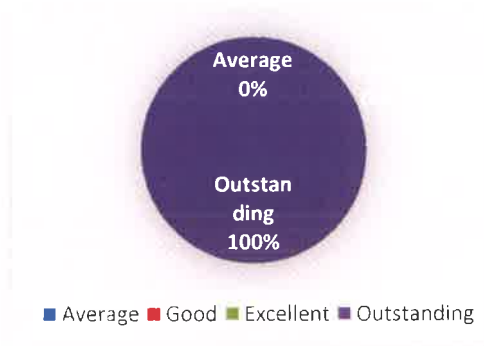

Professor & Head,
Department of Economics,
Dr. Babasaheb Ambedkar Marathwada
University, Aurangabad

Criteria 1. About course curriculum

Subject: 1

Positive Psychology:

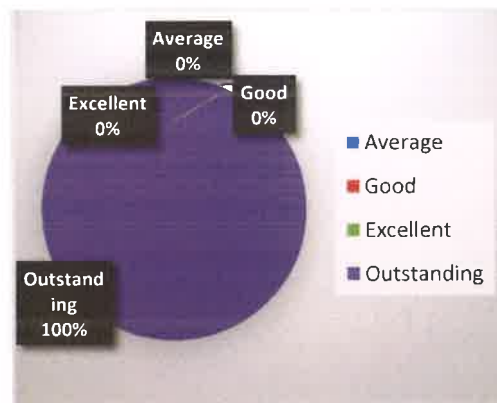
Grade	Frequency	Percent
A	0	0
G	0	0
E	0	0
O	8	100
Total	8	100



Subject: 2

Service Course 01: Dr N V Kolhe

Grade	Frequency	Percent
A	0	0
G	0	0
E	0	0
O	8	100
Total	8	100



Subject: 3

Indian Economy: Dr A S Pawar

Grade	Frequency	Percent
A	0	0
G	0	0
E	0	0
O	8	100
Total	8	100

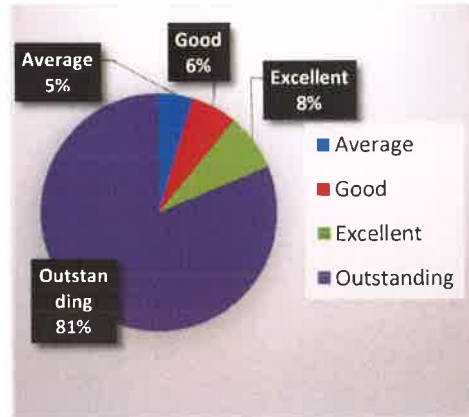


D. Mahaj
Professor & Head,
 Department of Economics,
 Dr. Babasaheb Ambedkar Marathwada
 University - Aurangabad

Subject: 4

Econometrics-I: Dr K V Khandare

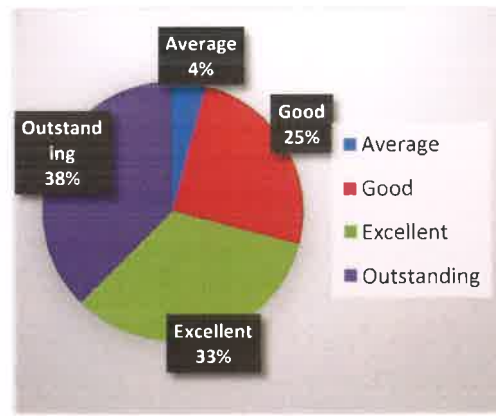
Grade	Frequency	Percent
A	3	4.6875
G	4	6.25
E	5	7.8125
O	52	81.25
Total	64	100



Subject: 5

Banking and Financial Services: Dr C N Kokate

Grade	Frequency	Percent
A	1	4
G	6	25
E	8	33
O	9	38
Total	24	100



Subject: 6

Disaster Management:

Grade	Frequency	Percent
A	0	0
G	0	0
E	0	0
O	32	100
Total	32	100

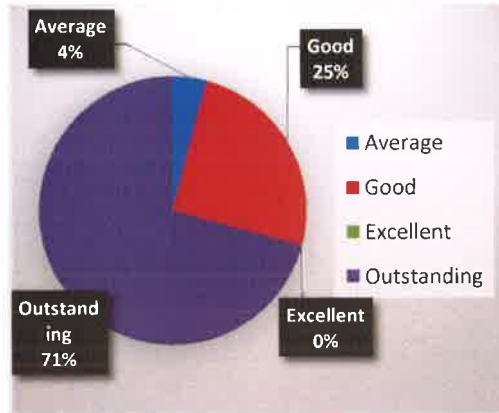


S. Mahaj
Professor & Head,
Department of Economics,
Dr. Babasaheb Ambedkar Marathwada
University, Aurangabad

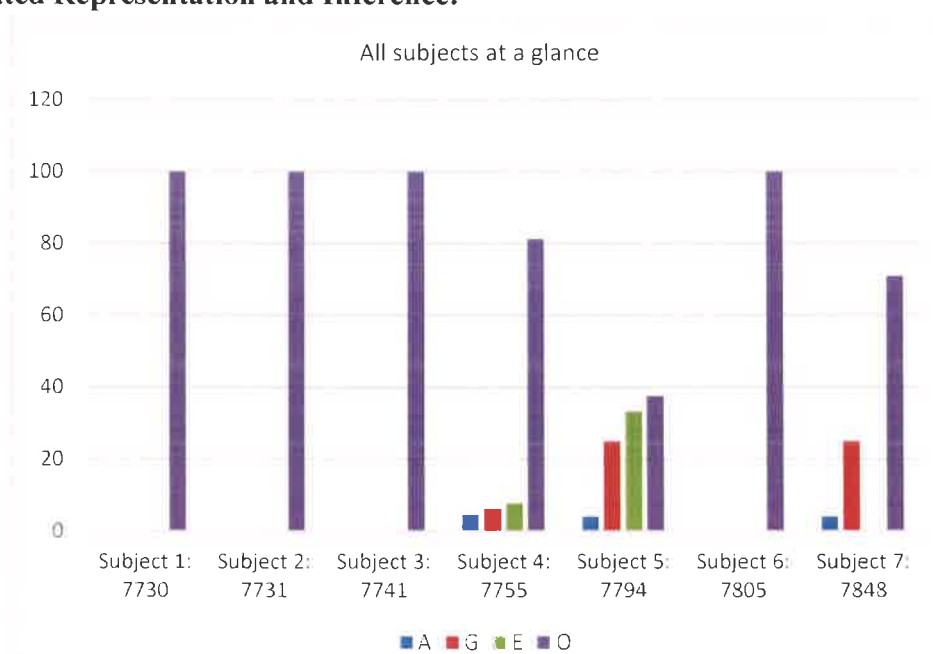
Subject: 7

Public Economics: Dr D J Mahajan

Grade	Frequency	Percent
A	2	4
G	12	25
E	0	0
O	34	71
Total	48	100



Consolidated Representation and Inference: -



- Sub 1: From the above cluster diagram, it is observed that, total 100% of the students have rated course curriculum of **Positive Psychology** as excellent and outstanding and 0% rated it as average and good.
- Sub 2: From the above cluster diagram, it is observed that, total 100% of the students have rated course curriculum of **Service Course 01** as excellent and outstanding and 0% rated it as average and good.

Dr Mahajan
Professor & Head,
Department of Economics,
Dr. Babasaheb Ambedkar Marathwada
University, Aurangabad

- Sub 3: From the above cluster diagram, it is observed that, total 100% of the students have rated course curriculum of **Indian Economy** as excellent and outstanding and balance 0% rated it as average and good.
- Sub 4: From the above cluster diagram, it is observed that, total 85% of the students have rated the course curriculum of **Econometrics-I** as excellent and outstanding and balance 15% rated it as average and good.
- Sub 5: From the above cluster diagram, it is observed that, total 72% of the students have rated the course curriculum of **Banking and Financial Services** as excellent and outstanding and balance 28% rated it as average and good.
- Sub 6: From the above cluster diagram, it is observed that, total 100% of the students have rated the course curriculum of **Disaster Management** as excellent and outstanding and balance 0% rated it as average and good.
- Sub 7: From the above cluster diagram, it is observed that, total 71% of the students have rated the course curriculum of **Public Economics** as excellent and outstanding and balance 29% rated it as average and good.

DS Mahajan

Professor & Head,
Department of Economics,
Dr. Babasaheb Ambedkar Marathwada
University, Aurangabad

Criteria 2: Analysis of students feedback about teachers

In the second part the students have given their feedback about different characteristics of teachers about preparedness for each class, use of ICT tools, fair evaluation, punctuality, overall effectiveness, communication, clarity of concepts, listening skills and time management as per student satisfaction level students have rated in 4 levels:

A-Average

G-Good

E-Excellent

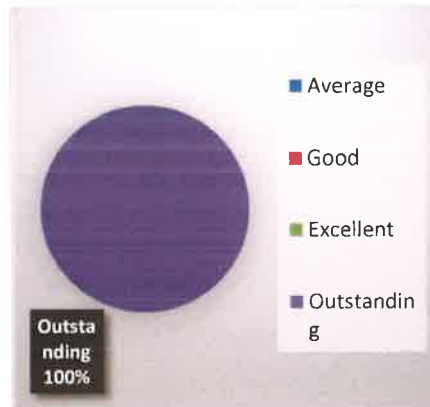
O-Outstanding

The feedback of students is presented in tabular and graphical form as follows:
Prof.

Subject: 1

Positive Psychology:

Grade	Frequency	Percent
A	0	0
G	0	0
E	0	0
O	8	100
Total	8	100



Subject: 2

Service Course 01: Dr N V Kolhe

Grade	Frequency	Percent
A	0	0
G	0	0
E	0	0
O	16	100
Total	16	100

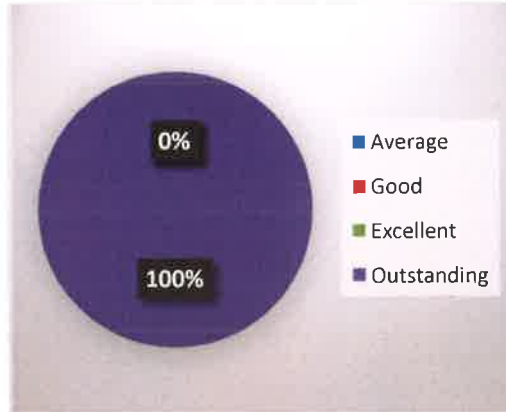


Dr Mahaj
Professor & Head,
Department of Economics,
Dr. Babasaheb Ambedkar Marathwada
University, Aurangabad

Subject: 3

Indian Economy: Dr A S pawar

Grade	Frequency	Percent
A	0	0
G	0	0
E	0	0
O	16	100
Total	16	100



Subject: 4

Econometrics-I: Dr K V Khandare

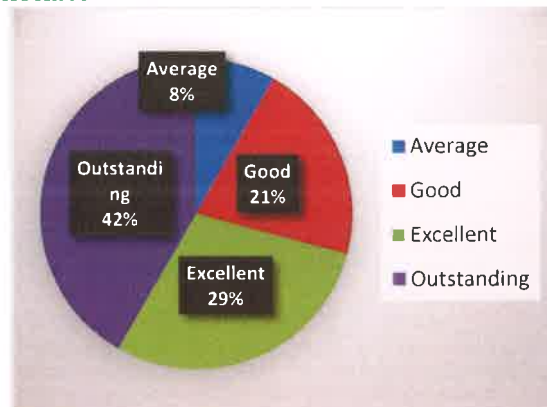
Grade	Frequency	Percent
A	2	3.125
G	6	9.375
E	0	0
O	56	87.5
Total	64	100



Subject: 5

Banking and Financial Services: Dr C N kokate

Grade	Frequency	Percent
A	2	8
G	5	21
E	7	29
O	10	42
Total	24	100

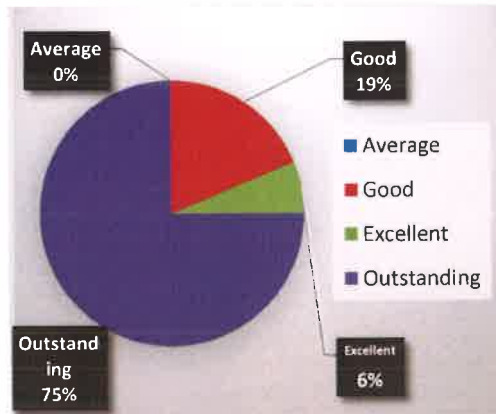


DS Mahajan
Professor & Head,
Department of Economics,
Dr. Babasaheb Ambedkar Marathwada
University, Aurangabad

Subject: 6

Disaster Management:

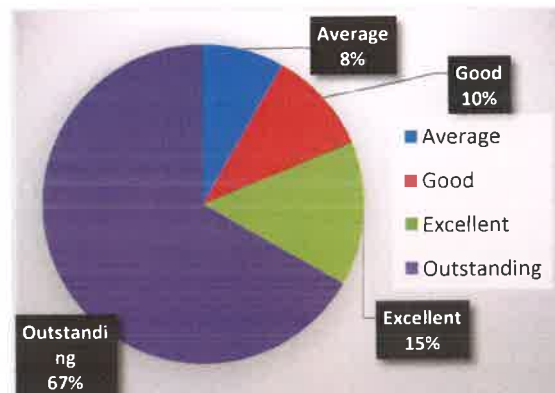
Grade	Frequency	Percent
A	0	0
G	6	18.75
E	2	6.25
O	24	75
Total	32	100



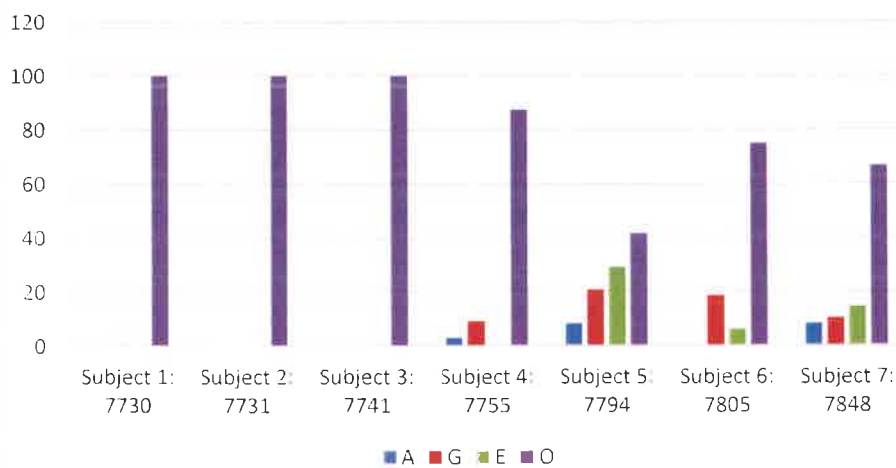
Subject: 7

Public Economics: Dr D J Mahajan

Grade	Frequency	Percent
A	4	8.33333
G	5	10.4167
E	7	14.5833
O	32	66.6667
Total	48	100



Teacher's performance at a glance



Dr. Mahajan
Professor & Head,
 Department of Economics,
 Dr. Babasaheb Ambedkar Marathiwada
 University, Aurangabad

- Sub 1: From the above cluster diagram, it is observed that, total 100% of the students have rated performance of teacher of **Positive Psychology** as excellent and outstanding and 0% rated it as average and good.
- Sub 2: From the above cluster diagram, it is observed that, total 100% of the students have rated performance of teacher of **Service Course 01** as excellent and outstanding and 0% rated it as average and good.
- Sub 3: From the above cluster diagram, it is observed that, total 100% of the students have rated performance of teacher of **Indian Economy** as excellent and outstanding and 0% rated it as average and good.
- Sub 4: From the above cluster diagram, it is observed that, total 87.5% of the students have rated performance of teacher of **Econometrics-I** as excellent and outstanding and 12.5% rated it as average and good.
- Sub 5: From the above cluster diagram, it is observed that, total 71% of the students have rated performance of teacher of **Banking and Financial Services** as excellent and outstanding and 29% rated it as average and good.
- Sub 6: From the above cluster diagram, it is observed that, total 81.5% of the students have rated performance of teacher of **Disaster Management** as excellent and outstanding and 18.5% rated it as average and good.
- Sub 7: From the above cluster diagram, it is observed that, total 80% of the students have rated performance of teacher of **Public Economics** as excellent and outstanding and 20% rated it as average and good.

Dr. Mahajan

Professor & Head,
Department of Economics,
Dr. Babasaheb Ambedkar Marathwada
University, Aurangabad

Criteria 3: About Projects/Seminars/ Home assignments/ Tutorials:

Analysis of feedbacks of students of Semester- IIIrd of Economic about Projects/Seminars/ Home assignments/ Tutorials:

In part III students have given the feedback about Projects/Seminars/ Home assignments/ Tutorials as:

- a. Project / Seminar topics are new and interesting
- b. Learnt a lot from doing the project / Seminar? Home Assignment
- c. The assignment was regularly given and checked
- d. Sufficient number of practicals were conducted

as per student satisfaction level students have rated in 4 levels:

A-Average

G-Good

E-Excellent

O-Outstanding

The feedback of students about projects/ seminars/ assignments is presented in tabular and graphical form as follows:

Subject: 1

Positive Psychology: projects/ seminars/ assignments

Grade	Frequency	Percent
A	0	0
G	0	0
E	0	0
O	4	100
Total	4	100



D. Mahaj
Professor & Head,
Department of Economics,
Dr. Babasaheb Ambedkar Marathwada
University, Aurangabad

Subject: 2

Service Course 01: projects/ seminars/ assignments

Grade	Frequency	Percent
A	0	0
G	0	0
E	0	0
O	8	100
Total	8	100



Subject: 3

Indian Economy: projects/ seminars/ assignments

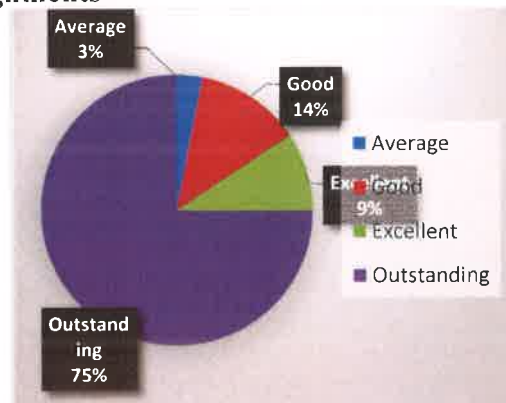
Grade	Frequency	Percent
A	0	0
G	0	0
E	0	0
O	8	100
Total	8	100



Subject: 4

Econometrics-I: projects/ seminars/ assignments

Grade	Frequency	Percent
A	1	3
G	4	13
E	3	9
O	24	75
Total	32	100



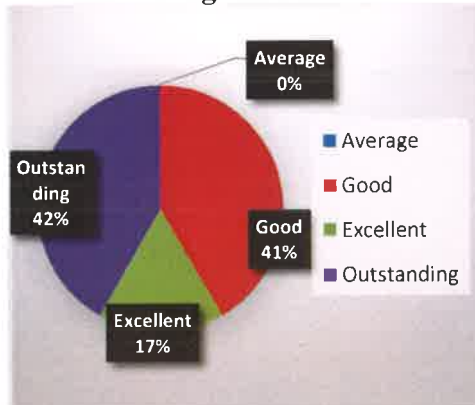
Dr. Mahy

Professor & Head,
Department of Economics,
Dr. Babasaheb Ambedkar Marathwada
University, Aurangabad

Subject: 5

Banking and Financial Services: projects/ seminars/ assignments

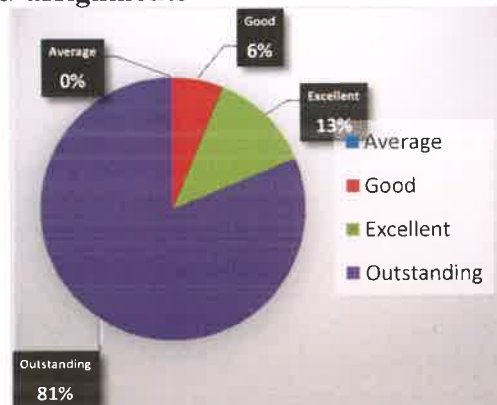
Grade	Frequency	Percent
A	0	0
G	5	42
E	2	16
O	5	42
Total	12	100



Subject: 6

Disaster Management: projects/ seminars/ assignments

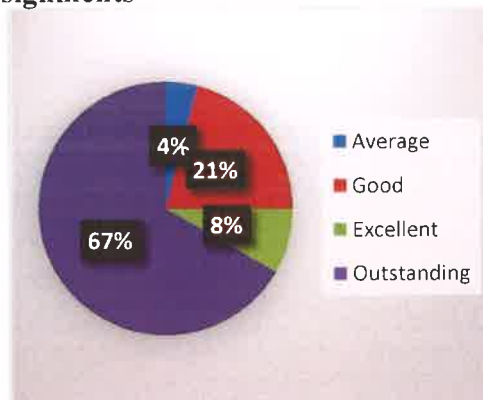
Grade	Frequency	Percent
A	0	0
G	1	6.25
E	2	12.5
O	13	81.25
Total	16	100



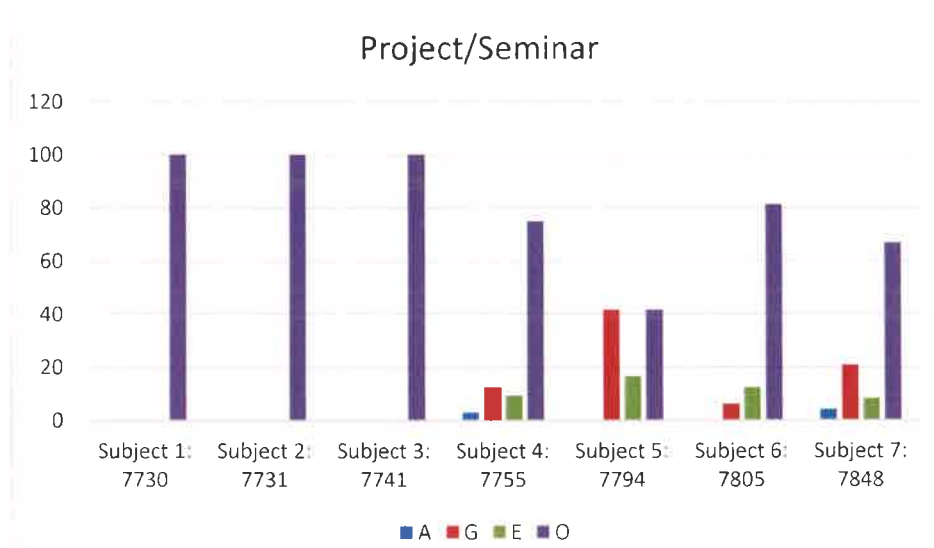
Subject: 7

Public Economics: projects/ seminars/ assignments

Grade	Frequency	Percent
A	1	4.16667
G	5	20.8333
E	2	8.33333
O	16	66.6667
Total	24	100



D. Mahaj
 Professor & Head,
 Department of Economics,
 Dr. Babasaheb Ambedkar Marathwada
 University, Aurangabad



- Sub 1: From the above cluster diagram, it is observed that, total 100% of the students have rated projects, seminars, assignments of **Positive Psychology** as excellent
- Sub 2: From the above cluster diagram, it is observed that, total 100% of the students have rated projects, seminars, assignments of **Service Course 01** as excellent
- Sub 3: From the above cluster diagram, it is observed that, total 100% of the students have rated projects, seminars, assignments of **Indian Economy** as excellent
- Sub 4: From the above cluster diagram, it is observed that, total 85% of the students have rated projects, seminars, assignments of **Econometrics-I** as excellent and outstanding and 15% rated it as average and good.
- Sub 5: From the above cluster diagram, it is observed that, total 58.5% of the students have rated projects, seminars, assignments of **Banking and Financial Services** as excellent and outstanding and 41.5% rated it as average and good.
- Sub 6: From the above cluster diagram, it is observed that, total 93.75% of the students have rated projects, seminars, assignments of **Disaster Management** as excellent and outstanding and 6.25% rated it as average and good.
- Sub 7: From the above cluster diagram, it is observed that, total 75% of the students have rated projects, seminars, assignments of **Public Economics** as excellent and outstanding and 25% rated it as average and good.

D. Mahajan

Professor & Head,
Department of Economics,
Dr. Babasaheb Ambedkar Marathwada
University, Aurangabad