

DR. BABASAHEB AMBEDKAR MARATHWADA UNIVERSITY, AURANGABAD



NAAC Re-accredited with 'A' Grade

DEPARTMENT OF CHEMISTRY

Analysis of Student feedbacks of M. Sc. Chemistry IInd Year for the academic year, 2016-2017

Analysis of feedbacks of students about course curriculum

In part I students have given the feedback about different aspects of course curriculum such as

- The course objectives and outcomes were clearly defined/identified
- Length: Course material were of appropriate length
- Relevance: Course material were relevant
- Quality: Course material were of high quality and up to date
- Organization: Material was well organized
- The course provides useful inputs
- The course provides focus on skill development/ employability/ entrepreneurship
- The course updates understanding in this field as per their satisfaction in 4 levels:

A- Average

G- Good

E- Excellent

O- Outstanding

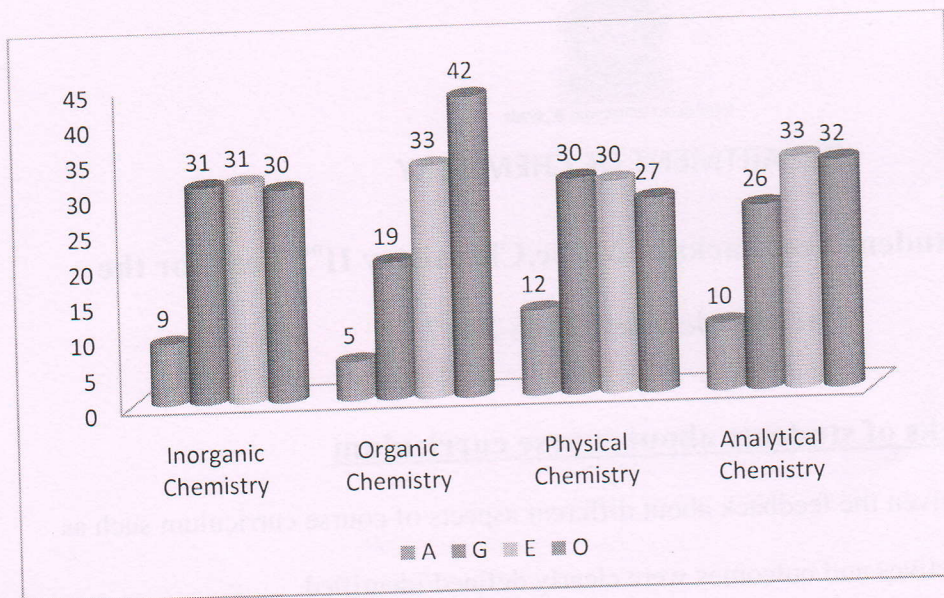
The students graded the about course curriculum as follows:

Table 1: Subject wise Percentage of grades given by students for course curriculum

Grade	Inorganic Chemistry		Organic Chemistry		Physical Chemistry		Analytical Chemistry	
	Freq.	%	Freq.	%	Freq.	%	Freq.	%
A	60	9	38	5	86	12	66	10
G	212	31	134	19	210	30	180	26
E	215	31	227	33	207	30	226	33
O	208	30	294	42	189	27	222	32



Total	695	100	693	100	692	100	694	100
-------	-----	-----	-----	-----	-----	-----	-----	-----



Course Curriculum Feedback: Inorganic Chemistry

- 30% of the students have rated course curriculum of Analytical Chemistry as outstanding
- 31% of the students have rated course curriculum of Analytical Chemistry as Excellent
- 31% of the students have rated course curriculum of Analytical Chemistry as good
- 9% of the students have rated course curriculum of Analytical Chemistry as average

Course Curriculum Feedback: Organic Chemistry

- 42% of the students have rated course curriculum of Inorganic Chemistry as Excellent
- 33% of the students have rated course curriculum of Inorganic Chemistry as outstanding
- 19% of the students have rated course curriculum of Inorganic Chemistry as good
- 5% of the students have rated course curriculum of Inorganic Chemistry as average

Course Curriculum Feedback: Physical Chemistry

- 27% of the students have rated course curriculum of Organic Chemistry as Excellent
- 30% of the students have rated course curriculum of Organic Chemistry as outstanding
- 30% of the students have rated course curriculum of Organic Chemistry as good
- 12% of the students have rated course curriculum of Organic Chemistry as average

Course Curriculum Feedback: Analytical Chemistry

- 32% of the students have rated course curriculum of Physical Chemistry as Excellent

- 33% of the students have rated course curriculum of Physical Chemistry as outstanding
- 26% of the students have rated course curriculum of Physical Chemistry as good
- 10% of the students have rated course curriculum of Physical Chemistry as average
-

Analysis of students feedback about teachers

In the second part the students have given their feedback about different characteristics of teachers about preparedness for each classuse of ICT tools, fair evaluation, punctuality, overall effectiveness, communication clarity of concepts, listening skills and time management as per student satisfaction level students have rated in 4 levels:

A-Average

G-Good

E-Excellent

O-Outstanding

Table 2: Percentage of grades given by students for performance of teachers

Grade	ASR		STG		MKL		SRS		SGS		GMB		BBS		BRS		ASC	
	Freq	%	Freq	%	Freq	%	Freq	%	Freq	%	Freq	%	Freq	%	Freq	%	Freq	%
A	165	16	135	13	56	5	156	15	73	7	76	7	56	5	48	5	58	6
G	322	31	289	28	242	23	293	28	308	30	268	26	151	15	209	20	196	19
E	291	28	309	30	320	31	243	23	294	28	302	29	290	28	290	28	260	25
O	264	25	307	30	420	40	344	33	359	35	385	37	534	52	483	47	519	50
Total	1042	100	1040	100	1038	100	1036	100	1034	100	1031	100	1031	100	1030	100	1033	100



- 33% of the students have rated course curriculum of Physical Chemistry as outstanding
- 26% of the students have rated course curriculum of Physical Chemistry as good
- 10% of the students have rated course curriculum of Physical Chemistry as average
-

Analysis of students feedback about teachers

In the second part the students have given their feedback about different characteristics of teachers about preparedness for each classuse of ICT tools, fair evaluation, punctuality, overall effectiveness, communication clarity of concepts, listening skills and time management as per student satisfaction level students have rated in 4 levels:

A-Average

G-Good

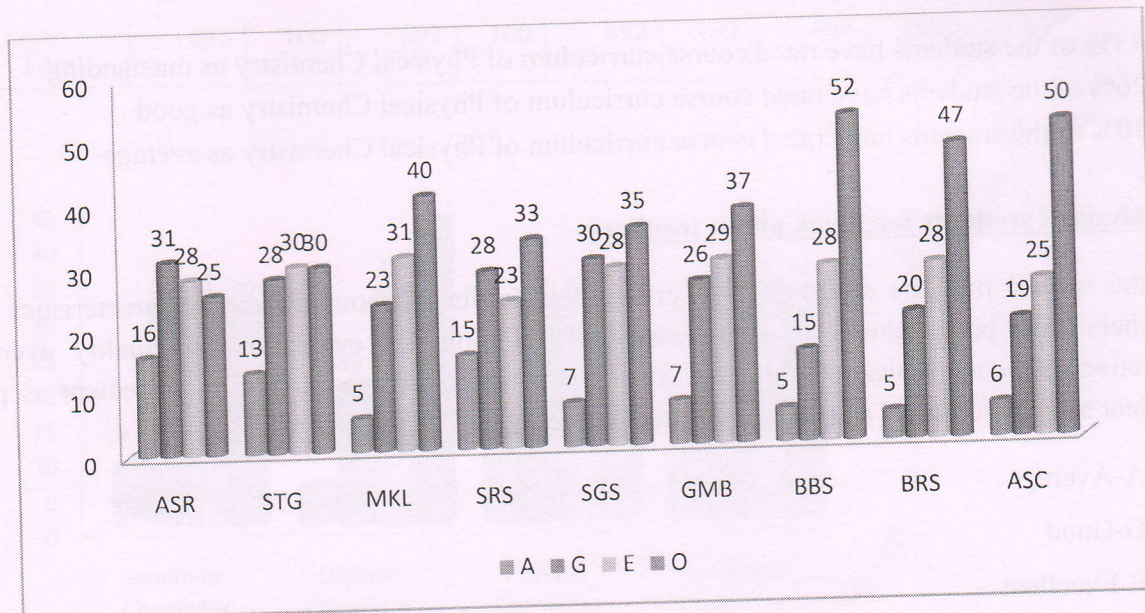
E-Excellent

O-Outstanding

Table 2: Percentage of grades given by students for performance of teachers

Grade	ASR		STG		MKL		SRS		SGS		GMB		BBS		BRS		ASC	
	Freq	%	Freq	%	Freq	%	Freq	%	Freq	%	Freq	%	Freq	%	Freq	%	Freq	%
A	165	16	135	13	56	5	156	15	73	7	76	7	56	5	48	5	58	6
G	322	31	289	28	242	23	293	28	308	30	268	26	151	15	209	20	196	19
E	291	28	309	30	320	31	243	23	294	28	302	29	290	28	290	28	260	25
O	264	25	307	30	420	40	344	33	359	35	385	37	534	52	483	47	519	50
Total	1042	100	1040	100	1038	100	1036	100	1034	100	1031	100	1031	100	1030	100	1033	100





A.S.R

- 25% of the students have rated performance of A.S.R. as outstanding
- 28% of the students have rated performance of A.S.R. as Excellent
- 31% of the students have rated performance of A.S.R. as good
- 16% of the students have rated performance of A.S.R. as average

S.T.G

- 30% of the students have rated performance of S.T.G. as Excellent
- 30% of the students have rated performance of S.T.G. as outstanding
- 28% of the students have rated performance of S.T.G. as good
- 13% of the students have rated performance of S.T.G. as average

M.K.L

- 31% of the students have rated performance of M.K.L. as Excellent
- 40% of the students have rated performance of M.K.L. as outstanding
- 23% of the students have rated performance of M.K.L. as good
- 5% of the students have rated performance of M.K.L. as average

S.R.S

- 23% of the students have rated performance of S.R.S. as Excellent
- 33% of the students have rated performance of S.R.S. as outstanding
- 28% of the students have rated performance of S.R.S. as good



- 15% of the students have rated performance of S.R.S as average

S.G.S

- 28% of the students have rated performance of S.G.S as Excellent
- 35% of the students have rated performance of S.G.S as outstanding
- 30% of the students have rated performance of S.G.S as good
- 7% of the students have rated performance of S.G.S as average

G.M.B

- 29% of the students have rated performance of G.M.B as Excellent
- 37% of the students have rated performance of G.M.B as outstanding
- 26% of the students have rated performance of G.M.B as good
- 7% of the students have rated performance of G.M.B as average

B.B.S

- 28% of the students have rated performance of teacher B.B.S as Excellent
- 52% of the students have rated performance of teacher B.B.S as outstanding
- 15% of the students have rated performance of teacher B.B.S as good
- 5% of the students have rated performance of teacher B.B.S as average

B.R.S

- 28% of the students have rated performance of B.R.S as Excellent
- 47% of the students have rated performance of B.R.S as outstanding
- 20% of the students have rated performance of B.R.S as good
- 5% of the students have rated performance of B.R.S as average

A.S.C

- 25% of the students have rated performance of A.S.C as Excellent
- 50% of the students have rated performance of A.S.C as outstanding
- 19% of the students have rated performance of A.S.C as good
- 6% of the students have rated performance of A.S.C as average

Analysis of feedbacks of students of Semester- I about Projects/Seminars/ Home assignments/ Tutorials:

In part III students have given the feedback about Projects/Seminars/ Home assignments/ Tutorials as:



- Project / Seminar topics are new and interesting
- Learnt a lot from doing the project / Seminar? Home Assignment
- The assignment was regularly given and checked
- Sufficient number of practicals were conducted

as per student satisfaction level students have rated in 4 levels:

A-Average

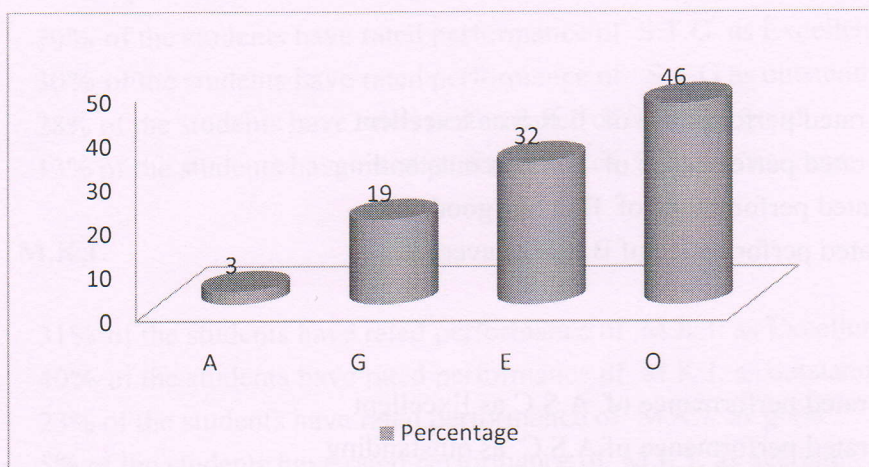
G-Good

E-Excellent

O-Outstanding

Table 3: Subject wise Percentage of grades given by students for project/seminar/assignments

Grade	Frequency	Percent
A	10	3
G	67	19
E	112	32
O	158	46
Total	347	100



- 32% of the students have rated Project/seminar/assignments of Chemistry as Excellent
- 46% of the students have rated Project/seminar/assignments of Chemistry as outstanding
- 19% of the students have rated Project/seminar/assignments of Chemistry as good
- 3% of the students have rated Project/seminar/assignments of Chemistry as average

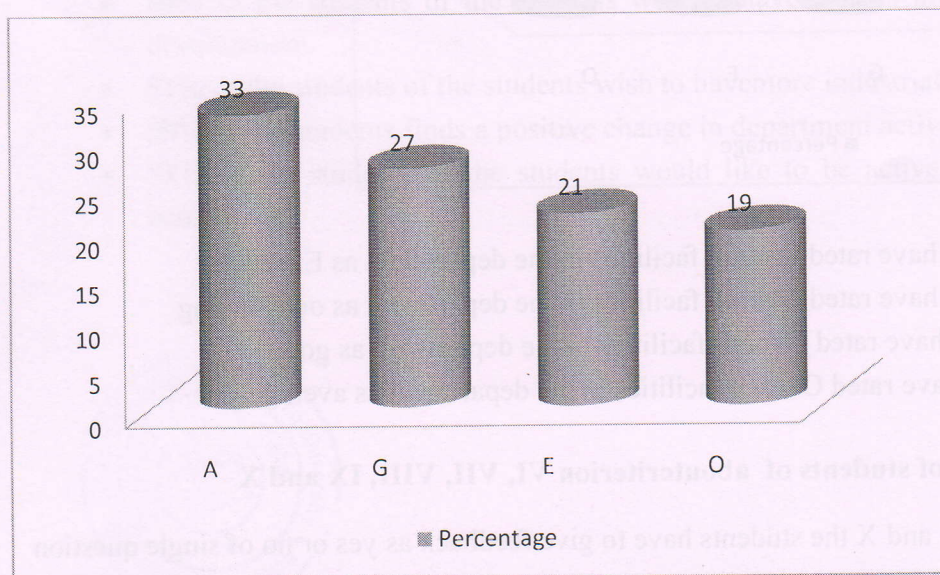


Criterion 4: Infrastructure

The feedback of students about Infrastructure is presented in tabular and graphical form as follows:

Table 4: Infrastructure feedback summary

Grade	Frequency	Percent
A	198	33
G	161	27
E	130	21
O	118	19
Total	607	100



- 21% of the students have rated Infrastructure facilities in the department as Excellent
- 19% of the students have rated Infrastructure facilities in the department as outstanding
- 27% of the students have rated Infrastructure facilities in the department as good
- 33% of the students have rated Infrastructure facilities in the department as average

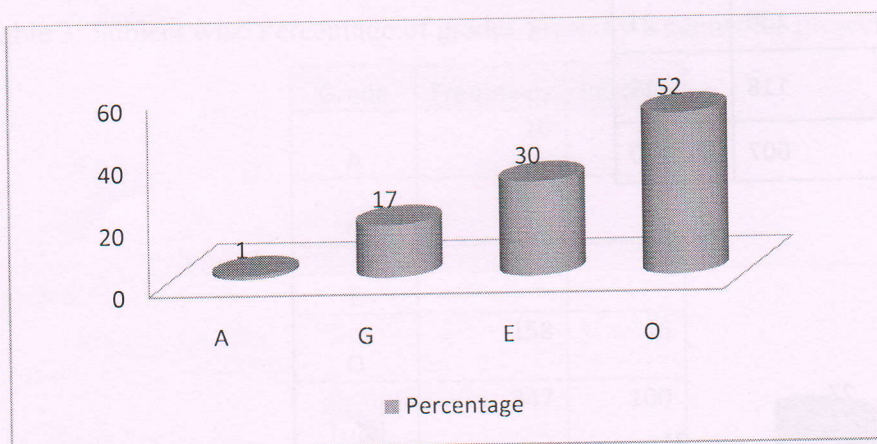
Criterion 5: Overall

The feedback of students about Overall is presented in tabular and graphical form as follows:



Table 5: Overall feedback summary

Grade	Frequency	Percent
A	3	1
G	43	17
E	77	30
O	132	52
Total	255	100



- 30% of the students have rated Overall facilities in the department as Excellent
- 52% of the students have rated Overall facilities in the department as outstanding
- 17% of the students have rated Overall facilities in the department as good
- 1% of the students have rated Overall facilities in the department as average

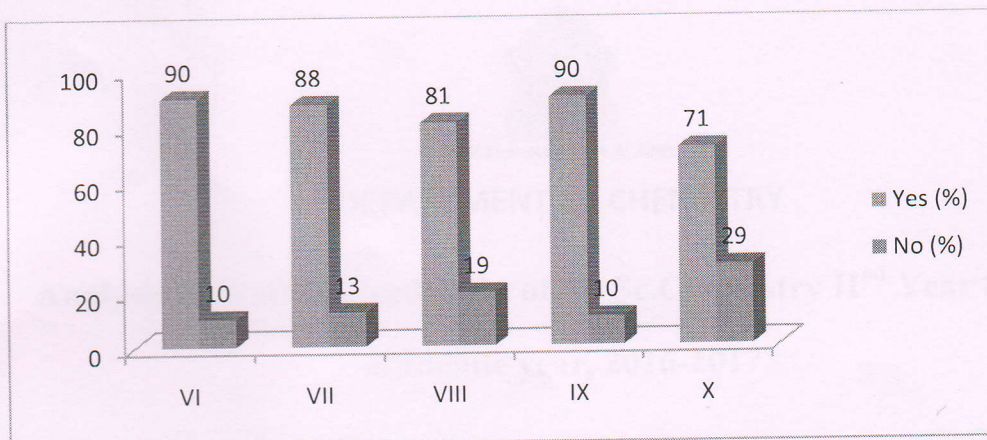
Analysis of feedbacks of students of about criterion VI, VII, VIII, IX and X

In part VI, VII, VIII, IX and X the students have to give feedback as yes or no of single question

The summary of students feedback is summarized in the following tab

Feedback about Criterion	Yes	No
	(%)	(%)
VI	90	10
VII	88	13
VIII	81	19
IX	90	10
X	71	29





- 90% of the students wish to have counseling by the teachers / experts for their personal or academic problem.
- 88% of the students of the students wish to have classes in soft skill and personality development.
- 81% of the students of the students wish to havemore industrial/ field visits.
- 90% of the students finds a positive change in department activities in this semester.
- 71% of the students of the students would like to be actively associated with alumni association



[Signature]
 Professor & Head
 Dept. of Chemistry
 Dr. Babasaheb Ambedkar
 Marathwada University,
 Aurangabad-431004.