

Dr. Babasaheb Ambedkar Marathwada University, Aurangabad

Department of Chemistry

Analysis Report of Evaluation of Teachers by M. Sc. Chemistry IInd Year Students for the academic year 2013-2014

Analysis Report of Evaluation: Organic Chemistry

The students graded the Punctuality, Contents of Lectures, Clarity in Presentation, Reference related to and beyond the topic, Scholarship, Classroom behavior, Counseling and consultation outside the class into 4 grades namely:

Average, Good, Fairly Good and Excellent.

The summary table of feedbacks is as follows:


The students graded the about course curriculum as follows:


Table 1: Frequency of grades given by students for performance of teachers.

Teacher	Dr.G.M Bondle	Dr.B.B shingate	Dr.C.H Gill	Dr.R.A Mane
A	2	1	0	1
G	9	6	10	13
F	62	29	28	49
E	134	184	177	180
Total	207	220	215	243

Table 2: Percentage of grades given by students for performance of teachers.

Teacher	Dr.G.M Bondle	Dr.B.B shingate	Dr.C.H Gill	Dr.R.A Mane
A	1	0	0	0
G	4	3	5	5
F	30	13	13	20
E	65	84	82	74
Total	100	100	100	100





Organic Chemistry, Dr.G.M Bondle

- 65 % of the students have rated performance of G.M.Bondle as Excellent
- 30% of the students have rated performance of G.M.Bondle name as Fairly good
- 4% of the students have rated performance of G.M.Bondle name as good
- 1% of the students have rated performance of G.M.Bondle name as average

Organic Chemistry, Dr.B.B shingate

- 84% of the students have rated performance of Dr.B.B shingate name as Excellent
- 13% of the students have rated performance of Dr.B.B shingate name as Fairly good
- 3% of the students have rated performance of Dr.B.B shingate name as good
- 0% of the students have rated performance of Dr.B.B shingate name as average

Organic Chemistry, Dr.C.H Gill

- 82% of the students have rated performance of Dr.C.H Gill name as Excellent
- 13% of the students have rated performance of Dr.C.H Gill name as Fairly good
- 5% of the students have rated performance of Dr.C.H Gill name as good
- None of the students have rated performance of Dr.C.H Gill name as average

Organic Chemistry, Dr.R.A Mane

- 74% of the students have rated performance of Dr.R.A.Mane name as Excellent
- 20% of the students have rated performance of Dr.R.A.Mane name as Fairly good
- 5% of the students have rated performance of Dr.R.A.Mane name as good
- None of the students have rated performance of Dr.R.A.Mane name as average

- **Infrastructure feedback summary:**



Grade	Frequency	Percentage
Average	0	0
poor	0	0
Good	51	26
Very Good	142	74
Total	193	100

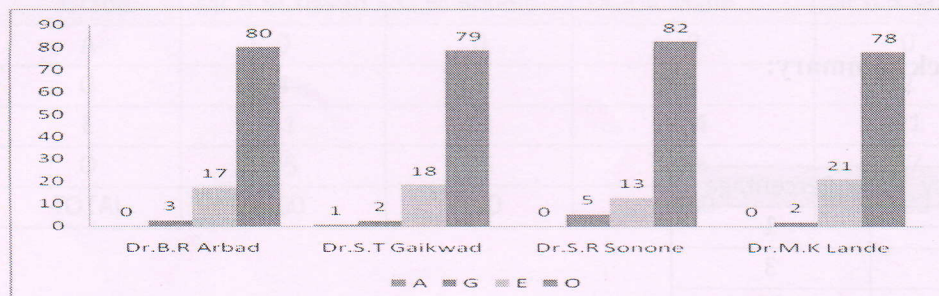
Analysis Report of Evaluation of Teachers by Students: Year 2013-2014 Inorganic Chemistry

le 1: Frequency of grades given by students for performance of teachers.

Teacher	Dr.B.R Arbad	Dr.S.T Gaikwad	Dr.S.R Sonone	Dr.M.K Lande
A	0	1	0	0
G	3	3	5	2
F	19	23	12	23
E	88	99	79	87
TOTAL	110	126	96	112

Table 2: Percentage of grades given by students for performance of teachers.

Grade	Dr.B.R Arbad	Dr.S.T Gaikwad	Dr.S.R Sonone	Dr.M.K Lande
A	0	1	0	0
G	3	2	5	2
F	17	18	13	21
E	80	79	82	78
Total	100	100	100	100



Dr B.R Arbad,



- 80% of the students have rated performance of Dr.B.R.Arbad as Excellent
- 17% of the students have rated performance of Dr.B.R.Arbad name as Fairly good
- 3% of the students have rated performance of Dr.B.R.Arbad name as good
- None of the students have rated performance of Dr.B.R.Arbad name as average

Dr. S.T Gaikwad

- 79% of the students have rated performance of Dr.S.T Gaikwad name as Excellent
- 18% of the students have rated performance of Dr.S.T Gaikwad name as Fairly good
- 2% of the students have rated performance of Dr.S.T Gaikwad name as good
- 1% of the students have rated performance of Dr.S.T Gaikwad name as average

Dr. S. R. Sonone


- 82% of the students have rated performance of Dr.S.R Sonone name as Excellent
- 13% of the students have rated performance of Dr.S.R Sonone name as Fairly good
- 5% of the students have rated performance of Dr.S.R Sonone name as good
- None of the students have rated performance of Dr.S.R Sonone name as average

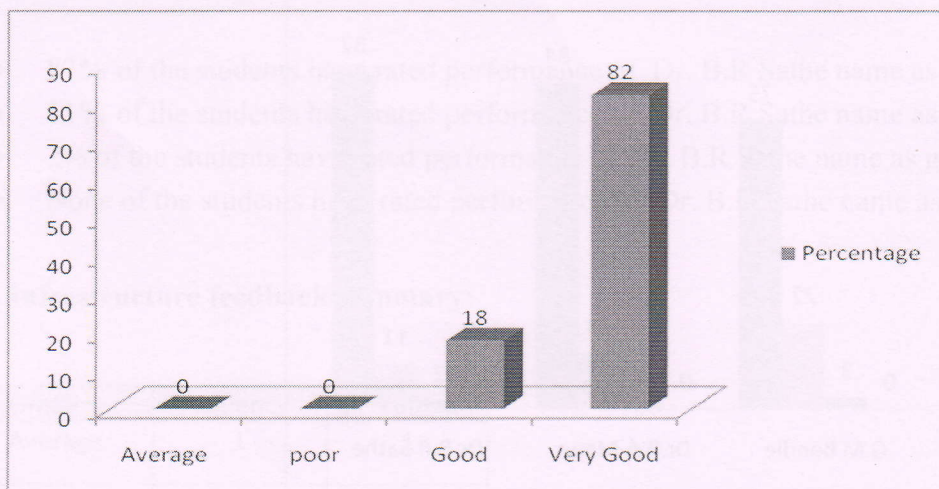
Dr.M.K Lande

- 78% of the students have rated performance of Dr.M.K Lande name as Excellent
- 21% of the students have rated performance of Dr.M.K Lande name as Fairly good
- 2% of the students have rated performance of Dr.M.K Lande name as good
- None of the students have rated performance of Dr.M.K Lande name as average

Infrastructure feedback summary:

Grade	Frequency	Percentage
Average	0	1
poor	0	3
Good	14	23
Very Good	64	101
Total	78	128





Analysis Report of Evaluation of Teachers by Students: Analytical Chemistry

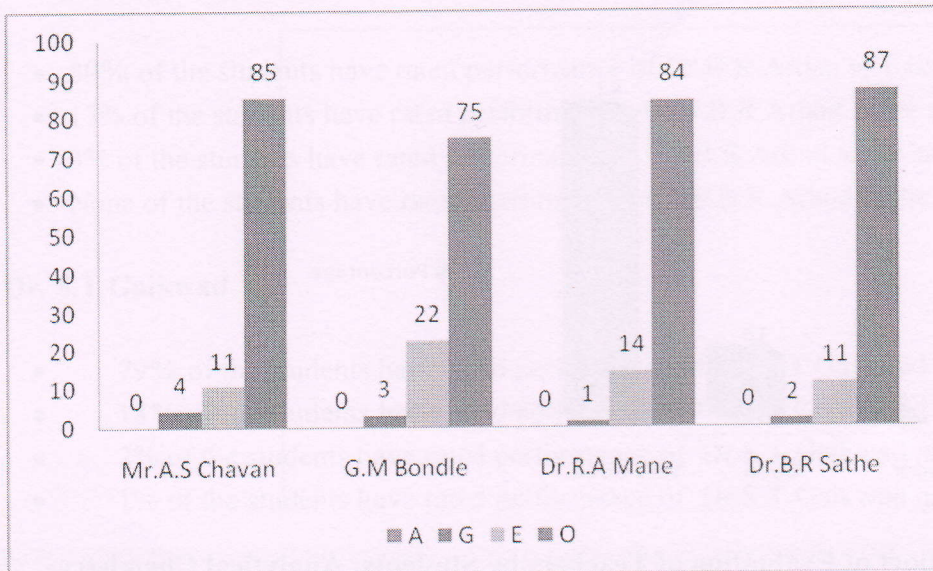
Table 5: Frequency of grades given by students for performance of teachers.

Grade	Mr.A.S Chavan	G.M Bondle	Dr.R.A Mane	Dr.B.R Sathe
A	0	0	0	0
G	7	5	2	3
E	17	37	20	18
O	137	124	117	138
TOTAL	161	166	139	159

Table 6: Percentage of grades given by students for performance of teachers.

Grade	Mr.A.S Chavan	G.M Bondle	Dr.R.A Mane	Dr.B.R Sathe
A	0	0	0	0
G	4	3	1	2
E	11	22	14	11
O	85	75	84	87
TOTAL	100	100	100	100





Dr. A.S Chavan

- 85% of the students have rated performance of Mr.A.S.Chavan as oExcellent
- 11% of the students have rated performance of Mr.A.S.Chavan name as Fairly good
- 4% of the students have rated performance of Mr.A.S.Chavan name as good
- None of the students have rated performance of Mr.A.S.Chavan name as average

G. M Bondle

- 75% of the students have rated performance of G.M Bondle name as Excellent
- 22% of the students have rated performance of G.M Bondle name as Fairly good
- 3% of the students have rated performance of G.M Bondle name as good
- 0% of the students have rated performance of G.M Bondle name as average

Dr. R. A Mane

- 84% of the students have rated performance of Dr.R.A Mane name as Excellent
- 14% of the students have rated performance of Dr.R.A Mane name as Fairly good
- 1% of the students have rated performance of Dr.R.A Mane name as good
- None of the students have rated performance of Dr.R.A Mane name as average

Dr. B. R Sathe



- 87% of the students have rated performance of Dr. B.R Sathe name as Excellent
- 11% of the students have rated performance of Dr. B.R Sathe name as Fairly good
- 2% of the students have rated performance of Dr. B.R Sathe name as good
- None of the students have rated performance of Dr. B.R Sathe name as average

Infrastructure feedback summary:

Grade	Frequency	Percentage
Average	1	1
poor	1	1
Good	24	17
Very Good	112	81
Total	138	100

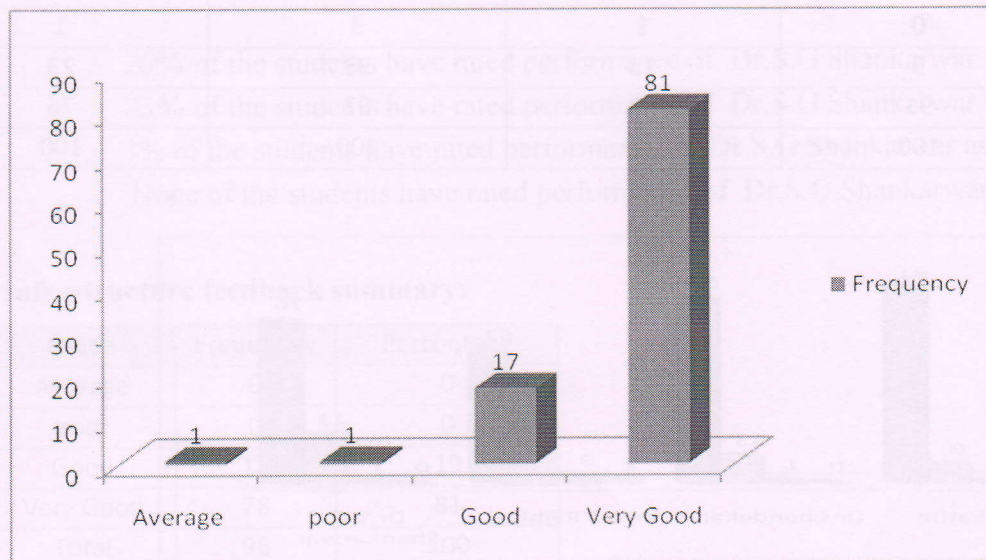


Fig.8: Graphical representation of infrastructure grades by students



Analysis Report of Evaluation of Teachers by Students: Year 2013-2014 Physical Chemistry

Table 1: Frequency of grades given by students for performance of teachers.

Grade	Dr.B.R Sathe	Dr.Chandekar	Dr.A.S Rajbhoj	Dr.S.G Shankarwar
A	0	0	2	0
G	0	1	4	1
E	8	14	42	27
O	86	97	78	90
TOTAL	94	112	126	118

Table 2: Percentage of grades given by students for performance of teachers.

Grade	Dr.B.R Sathe	Dr.Chandekar	Dr.A.S Rajbhoj	Dr.S.G Shankarwar
A	0	0	2	0
G	0	1	3	1
E	9	13	33	23
O	91	87	62	76
TOTAL	100	100	100	100

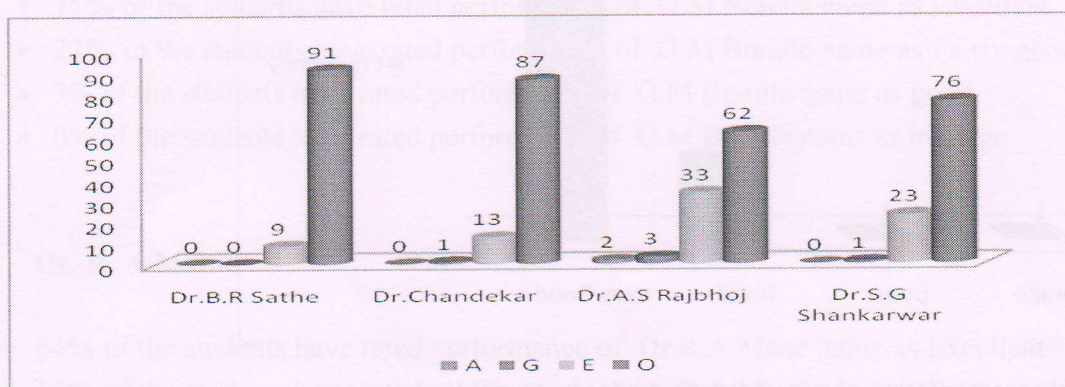



Fig.9: Graphical representation of grades given by students for performance of teachers

Dr.B.R Sathe.

- 91% of the students have rated performance of Dr.B.R.Sathe as Excellent



- 9% of the students have rated performance of Dr.B.R.Sathe name as Fairly good
- None of the students have rated performance of Dr.B.R.Sathe name as good
- None of the students have rated performance of Dr.B.R.Sathe name as average

Dr.T. K. Chandekar

- 87% of the students have rated performance of Dr.Chandekarname as Excellent
- 13% of the students have rated performance of Dr.Chandekarname as fairly good
- 1% of the students have rated performance of Dr.Chandekarname as good
- None of the students have rated performance of Dr.Chandekarname as average

Dr.A.S Rajbhoj


- 33% of the students have rated performance of Dr.A.S Rajbhojname as Excellent
- 62% of the students have rated performance of Dr.A.S Rajbhojname as outstanding
- 2% of the students have rated performance of Dr.A.S Rajbhojname as good
- 1% of the students have rated performance of Dr.A.S Rajbhojname as average

Dr.S.G Shankarwar

- 76% of the students have rated performance of Dr.S.G Shankarwar as Excellent
- 23% of the students have rated performance of Dr.S.G Shankarwar as Fairly good
- 1% of the students have rated performance of Dr.S.G Shankarwar as good
- None of the students have rated performance of Dr.S.G Shankarwar as average

Infrastructure feedback summary:

Grade	Frequency	Percentage
Average	0	0
poor	0	0
Good	18	19
Very Good	78	81
Total	96	100



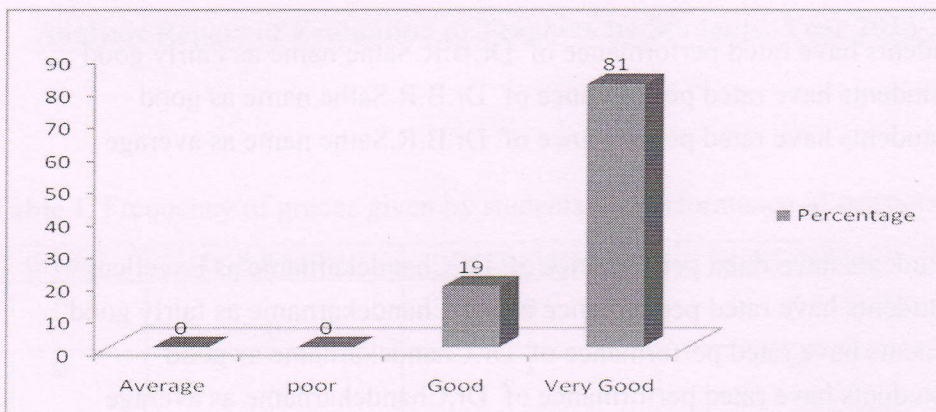


Fig.10: Graphical representation of infrastructure grades by students

A. P. Patil
 Professor & Head
 Dept. of Chemistry
 Dr. Babasaheb Ambedkar
 Marathwada University,
 Aurangabad-431004.

Infrastructure feedback summary:

Grade	Percentage	Total
Average	0	0
poor	0	0
Good	19	19
Very good	81	81
Total	100	100

