

Analysis of Alumni Feedback

Department - **Department of Bio-Chemistry**

Course - **M.Sc. Bio-Chemistry**

Year - **2017-18**

Regarding Course Curriculum, Alumni have given the feedback about following particular points-

- a. The course objectives and outcomes were clearly defined / identified.
- b. Length: Course Material was of appropriate length.
- c. Course material was relevant.
- d. Course material was of high quality and Up-to-date.
- e. Material was well organized. Assignment of reading material for each class was of appropriate length.
- f. The course provides useful inputs.
- g. The course provides focus on Skill Development/ Employability / Entrepreneurship.
- h. The course updates understanding in this field.

As per the Feedback format, we have assessed Alumni satisfaction in **4** levels:

A- Average

G- Good

E- Excellent

O- Outstanding

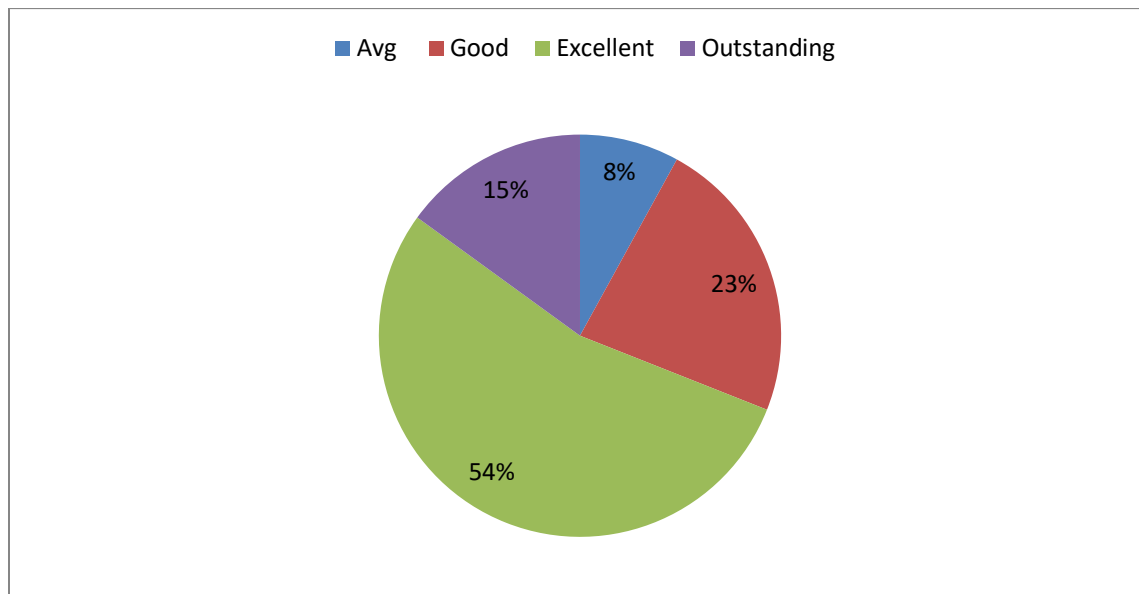
A) Analysis of the feedback given regarding the course objectives and outcomes:

- 15 % of the Alumni have rated course objectives and outcomes as Outstanding.
- 54 % of the Alumni have rated course objectives and outcomes as Excellent.
- 23 % of the Alumni have rated course objectives and outcomes as Good.
- 8 % of the Alumni have rated course objectives and outcomes as Average.

Table 1: Percentage of responses given for course objectives and outcomes

Grades	Outstanding	Excellent	Good	Average	Total
Percentage	15	54	23	8	100

Fig.1: Graphical representation of course objectives and outcomes feedback



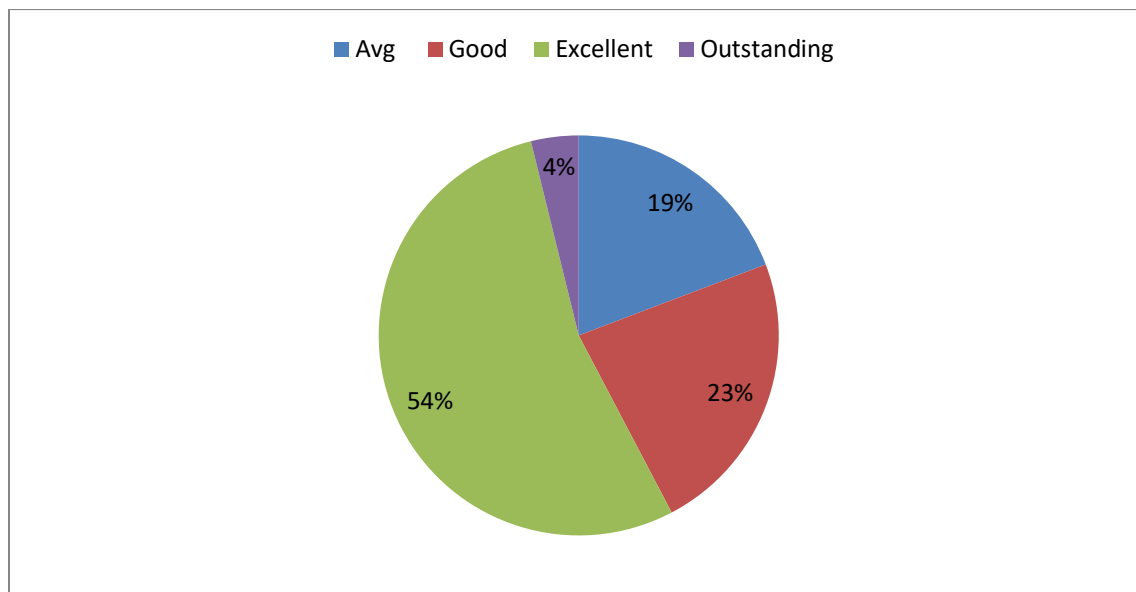
B) Analysis of the feedback given regarding the length of course material:

- 4 % of the Alumni have rated about length of course material as Outstanding.
- 54 % of the Alumni have rated about length of course material as Excellent.
- 23 % of the Alumni have rated about length of course material as Good.
- 19 % of the Alumni have rated about length of course material as Average.

Table 2: Percentage of responses given for the length of course material

Grades	Outstanding	Excellent	Good	Average	Total
Percentage	4	54	23	19	100

Fig.2: Graphical representation about length of course material feedback



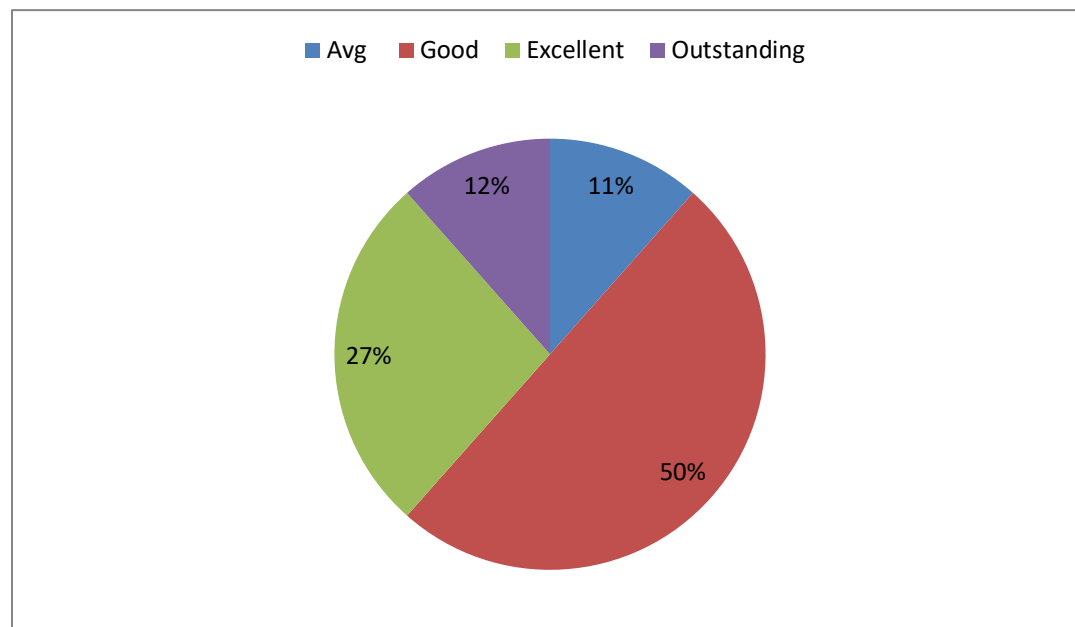
C) Analysis of the feedback given regarding Relevance of Course material:

- 12 % of the Alumni have rated relevance of course material as Outstanding.
- 27 % of the Alumni have rated relevance of course material as Excellent.
- 50 % of the Alumni have rated relevance of course material as Good.
- 11 % of the Alumni have rated relevance of course material as Average.

Table 3: Percentage of responses given for relevance of course material:

Grades	Outstanding	Excellent	Good	Average	Total
Percentage	12	27	50	11	100

Fig.3: Graphical representation of Alumni feedback about relevance of course material



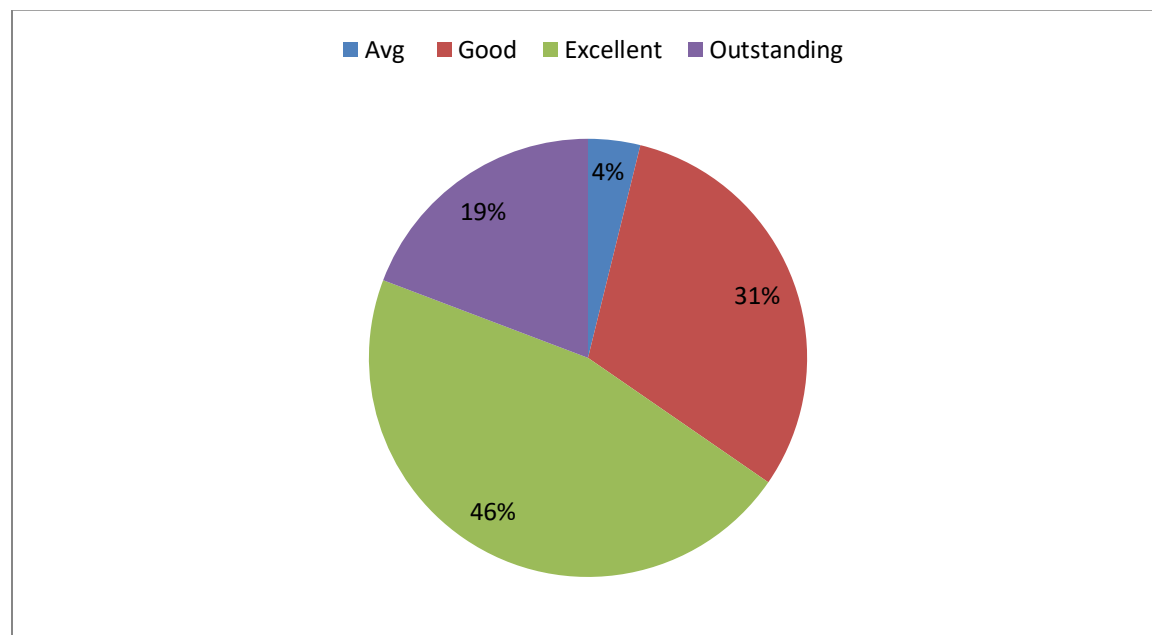
D) Analysis of the feedback given by Alumni regarding the quality and up to date of Course material:

- 19 % of the Alumni have rated the 'quality and Up-to-date of course material' as Outstanding.
- 46 % of the Alumni have rated the 'quality and Up-to-date of course material' as Excellent.
- 31 % of the Alumni have rated the 'quality and Up-to-date of course material' as Good.
- 4 % of the Alumni have rated the 'quality and Up-to-date of course material' as Average.

Table 4: Percentage of responses given regarding the quality and up to date of course material:

Grades	Outstanding	Excellent	Good	Average	Total
Percentage	19	46	31	4	100

Fig.4: Graphical representation of feedback about the quality and up to date of course material



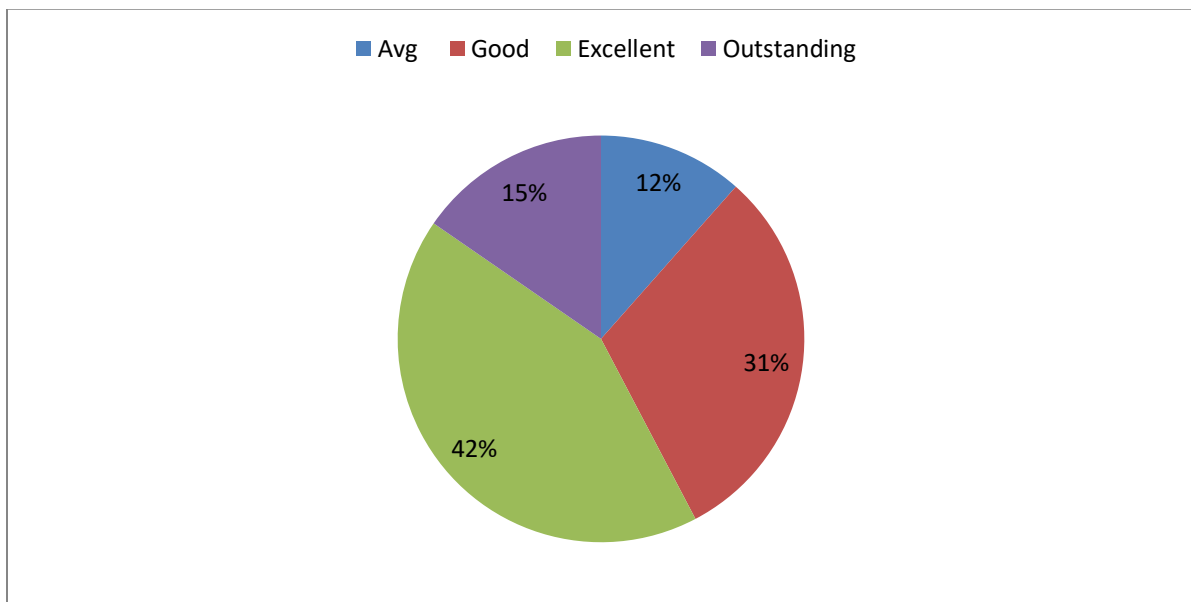
E) Analysis of the feedback given about organization of Material & Assignment of reading material:

- 15 % of the Alumni have rated organization of Material & Assignment of reading material as Outstanding.
- 42 % of the Alumni have rated organization of Material & Assignment of reading material as Excellent.
- 31 % of the Alumni have rated organization of Material & Assignment of reading material as Good.
- 12 % of the Alumni have rated organization of Material & Assignment of reading material as Average.

Table 5: Percentage of responses given regarding organization of Material & Assignment of reading material

Grades	Outstanding	Excellent	Good	Average	Total
Percentage	15	42	31	12	100

Fig.5: Graphical representation of Alumni feedback about organization of Material & Assignment of reading material



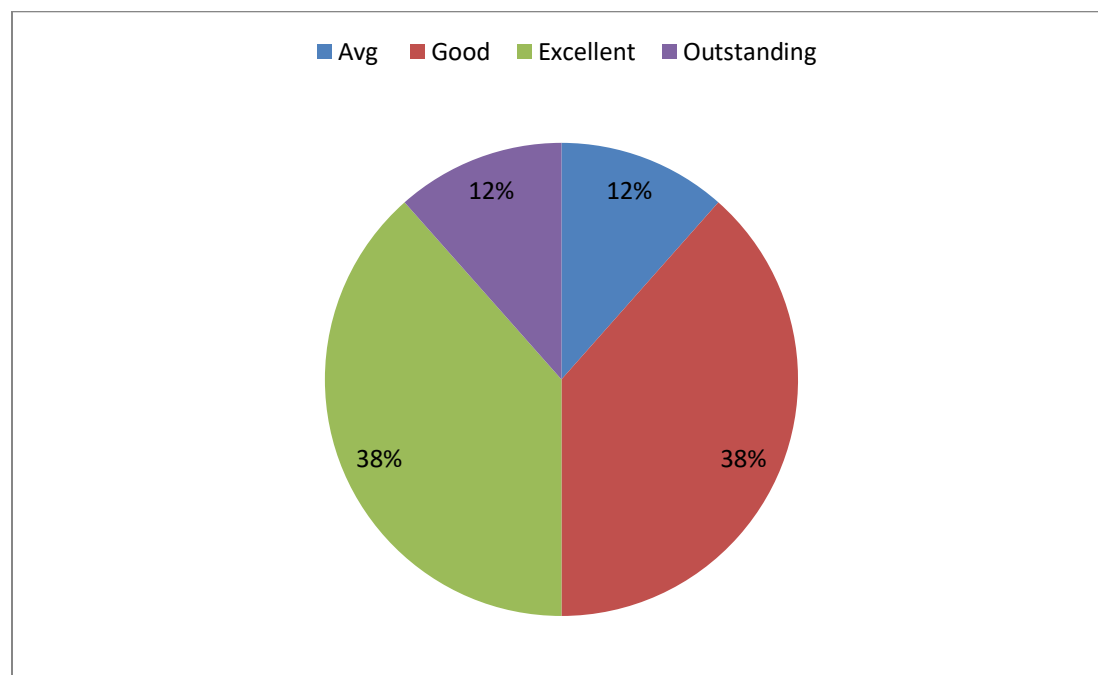
F) Analysis of the feedback given regarding Inputs provided by the course:

- 12 % of the Alumni have rated the inputs provided by the course as Outstanding.
- 38 % of the Alumni have rated the inputs provided by the course as Excellent.
- 38 % of the Alumni have rated the inputs provided by the course as Good.
- 12 % of the Alumni have rated the inputs provided by the course as Average.

Table 6: Percentage of responses given regarding inputs provided by the course

Grades	Outstanding	Excellent	Good	Average	Total
Percentage	12	38	38	12	100

Fig.6: Graphical representation of feedback given by alumni about the inputs provided by the course



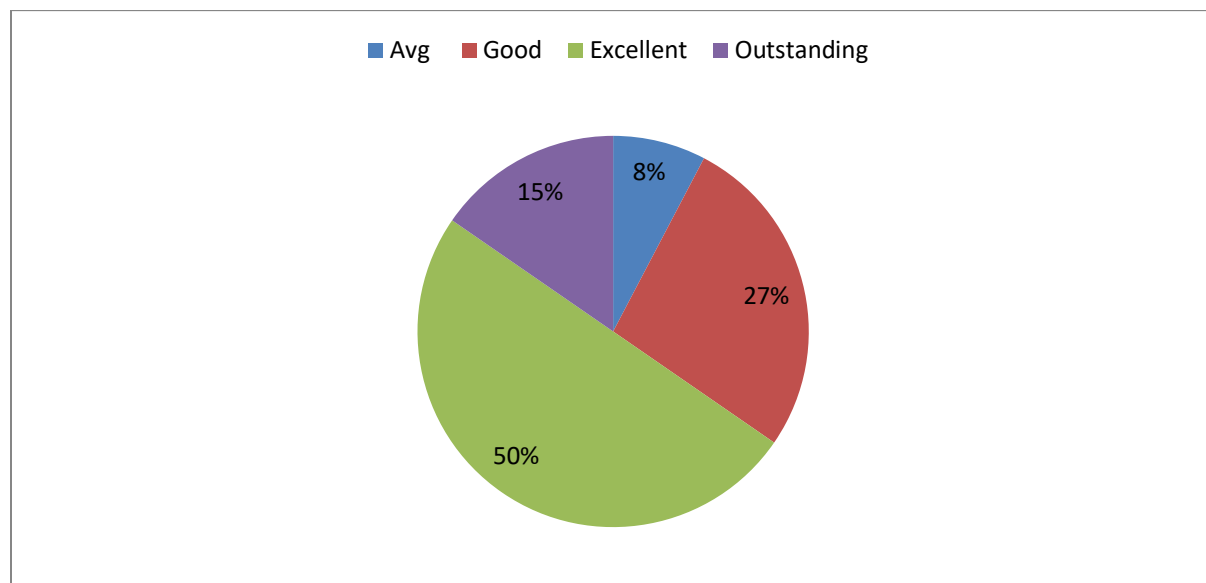
G) Analysis of the feedback about the course focus on skill Development/ Employability/ Entrepreneurship:

- 15 % of the Alumni have rated the focus of course on skill Development/ Employability/ Entrepreneurship as Outstanding.
- 50 % of the Alumni have rated the focus of course on skill Development/ Employability/ Entrepreneurship as Excellent.
- 27 % of the Alumni have rated the focus of course on skill Development/ Employability/ Entrepreneurship as Good.
- 8 % of the Alumni have rated the focus of course on skill Development/ Employability/ Entrepreneurship as Average.

Table 7: Percentage of responses given regarding focus on skill Development/ Employability/ Entrepreneurship feedback given by Alumni

Grades	Outstanding	Excellent	Good	Average	Total
Percentage	15	50	27	8	100

Fig.7: Graphical representation of the feedback given by alumni about focus on skill Development/ Employability/ Entrepreneurship



H) Analysis of the feedback about the updating the understanding by course in the field:

- 19 % of the Alumni have rated ‘updating the understanding by course in the field’ as Outstanding.
- 50 % of the Alumni have rated ‘updating the understanding by course in the field’ as Excellent.
- 23 % of the Alumni have rated ‘updating the understanding by course in the field’ as Good.
- 8 % of the Alumni have rated ‘updating the understanding by course in the field’ as Average.

Table 8: Percentage of responses given regarding ‘updating the understanding by course in the field’

Grades	Outstanding	Excellent	Good	Average	Total
Percentage	19	50	23	8	100

Fig.8: Graphical representation of feedback provided by alumni regarding focus on skill Development/ Employability/ Entrepreneurship

