


# DR. BABASAHEB AMBEDKAR MARATHWADA UNIVERSITY, CHHATRAPATI SAMBHAJINAGAR

(In Lakhs)

## FINANCIAL YEAR 2022-23

Head/Sub head of Expenditure	Item of expenditure	Expenditure for infrastructure development and augmentation (in INR)	Expenditure on purchase of books/ebooks and subscription to journals/e-journals (in INR)	Expenditure on maintenance of physical facilities and academic support facilities (in INR)	expenditure on Salary component/ wages (in INR)	Other expenditures (in INR)
Non-Recurring Expenditure	Equipment & Apparatus	84.94				
	Computers & Peripherals	62.80				
	Furniture & Fixtures	32.86				
	Building Construction	660.91				
	Plan / Non-Plan Expenditures	210.56				
Non-Recurring Expenditure	Books		103.28			
Recurring Expenditure (C-I)	University Departments			358.72		
	Sub-Campus Departments			17.63		
	Research & Study Centers			1.96		
	Hostels & Guest House			3.56		

  
**Finance & Accounts Officer**  
 Dr. Babasaheb Ambedkar  
 Marathwada University,  
 Chhatrapati Sambhajinagar.

**For SUNIL SALUNKE & ASSOCIATES**  
**CHARTERED ACCOUNTANT**

M.NO.105421

  
**PROPRIETOR**

Recurring Expenditure (C-II)	Examination Expenditure			1057.11		
	Students Development			133.90		
	University Estate			564.21		
	University Network & Information Center			49.29		
	General Schemes of Teaching & Research			264.78		
Salary Expenditure (Schedule B)	Salary				8764.00	
Recurring Expenditure (C-I)	Others					66.86
Recurring Expenditure (C-II)	Printing, Stationery & Postage					67.61
	Travelling & Conveyance Allowance					32.17
	Miscellaneous Expenditure					269.43
	Sub-Campus Office					34.29
	Others					6.28
	<b>Total</b>	<b>1052.07</b>	<b>103.28</b>	<b>2451.16</b>	<b>8764.00</b>	<b>476.64</b>

*Stamp*  
 Finance & Accounts Office  
 Dr. E. S. Ambedkar  
 Maharashtra University,  
 Chhatrapati Sambhaji Nagar.

For SUNIL SALUNKE & ASSOCIATES  
 CHARTERED ACCOUNTANT  
 M.NO.105421 PROPRIETOR

*Expenditure for infrastructure development  
and augmentation*

**DR. BABASAHEB AMBEDKAR MARATHWADA UNIVERSITY**  
STATEMENT OF NON-RECURRING EXPENDITURE - 2022-2023 (GENERAL FUND)

SCHEDULE 'D'

SR NO	ACCOUNTS HEAD	AMOUNT RS
<b>1</b>	<b>BOOKS:</b>	
1	MAHATMA PHULE - DR AMBEDKAR THOUGHTS	49,080
2	NET / SET GUIDENCE AND TRAINING CENTRE - BOOKS	7,584
3	KNOWLEDGE RESOURCE CENTRE - BOOKS	39,56,356
4	KNOWLEDGE RESOURCE CENTRE - E-RESOURCES	49,44,044
5	LIBRARY, DHARASHIV - BOOKS	13,71,850
	<b>TOTAL:</b>	<b>1,03,28,914</b>
<b>2</b>	<b>EQUIPMENT'S &amp; APPARATUS:</b>	
1	PHYSICS	18,12,708
2	BOTANY	20,374
3	ENVIRONMENT SCIENCE	28,245
4	ELECTRONICS	4,53,126
5	DRAMATICS	9,95,094
6	BOARD OF SPORTS	3,46,000
7	STUDENT DEVELOPMENT	5,18,000
8	CENTERAL WORKSHOP	8,378
9	ESTATE - ALTERNET ELECTRICITY SUPPLY SYSTEM	2,95,538
10	ESTATE - FIRE FIGHTING MACHINERY AND EQUIPMENTS	1,92,819
11	ESTATE - WATER COOLERS / AIR COOLERS / AC	7,45,040
12	ESTATE SECTION - CENTRAL WATER RO SYSTEM	3,66,603
13	SANTPEETH - PAITHAN	8,24,054
14	UNIVERSITY OFFICE	15,45,049
15	CHEMISTRY, DHARASHIV	1,46,000
16	WATER AND LAND MANAGEMENT, DHARASHIV	44,800
17	DRAMATICS AND LOKKALA, DHARASHIV	1,52,850
	<b>TOTAL:</b>	<b>84,94,678</b>
<b>3</b>	<b>COMPUTER AND PERIPHERALS:</b>	
1	CHEMICAL TECHNOLOGY	84,960
2	ELECTRONICS	17,450
3	UNIC - BLADE SERVER / DADA CENTRE	1,90,000
4	UNIC - NETWORKING / WI-FI	33,64,407
5	UNIC - SOFTWARE LICENSING	24,36,365
6	EXAMINATION SECTION - ONLINE EXAM & OTHER	10,800
7	UNIVERSITY OFFICE - COMPUTER & SOFTWARE	1,23,158
8	OFFICE - DHARASHIV	4,600
9	DRAMATICS - DHARASHIV	49,046
	<b>TOTAL:</b>	<b>62,80,786</b>
<b>4</b>	<b>FURNITURE &amp; FIXTURES:</b>	
1	UNIVERSITY ACADEMIC DEPARTMENTS	32,86,729
	<b>TOTAL:</b>	<b>32,86,729</b>

(35)

**DR. BABASAHEB AMBEDKAR MARATHWADA UNIVERSITY**  
**STATEMENT SHOWING THE PLAN / NON PLAN EXPENDITURE (NON-RECURRING 2022-23)**  
**SCHEDULE 'E'**

SR NO	ACCOUNT HEAD	TOTAL	BUILDING	COMPUTER	EQUIPMENT
1	2	3	4	5	6
1	GOVERNMENT OF MAHARASHTRA	1,71,01,794	1,09,14,738	7,60,126	54,26,930
2	GOVERNMENT OF INDIA	2,28,838	-		2,28,838
3	UNIVERSITY GRANT COMMISSION	15,68,418	-	13,25,948	2,42,470
4	OTHER AGENCIES	21,57,069	-	-	21,57,069
	<b>Total</b>	<b>2,10,56,119</b>	<b>1,09,14,738</b>	<b>20,86,074</b>	<b>80,55,307</b>

Sd/-

**P. S. DESHMUKH**

**I/C FINANCE & ACCOUNTS OFFICER**

Expenditure on purchase of books/ebooks and subscription to journals/e-journals

**DR. BABASAHEB AMBEDKAR MARATHWADA UNIVERSITY**

STATEMENT OF NON-RECURRING EXPENDITURE - 2022-2023 (GENERAL FUND)

**SCHEDULE 'D'**

SR NO	ACCOUNTS HEAD	AMOUNT RS
<b>1</b>	<b>BOOKS:</b>	
1	MAHATMA PHULE - DR AMBEDKAR THOUGHTS	49,080
2	NET / SET GUIDENCE AND TRAINING CENTRE - BOOKS	7,584
3	KNOWLEDGE RESOURCE CENTRE - BOOKS	39,56,356
4	KNOWLEDGE RESOURCE CENTRE - E-RESOURCES	49,44,044
5	LIBRARY, DHARASHIV - BOOKS	13,71,850
	<b>TOTAL:</b>	<b>1,03,28,914</b>
<b>2</b>	<b>EQUIPMENT'S &amp; APPARATUS:</b>	
1	PHYSICS	18,12,708
2	BOTANY	20,374
3	ENVIRONMENT SCIENCE	28,245
4	ELECTRONICS	4,53,126
5	DRAMATICS	9,95,094
6	BOARD OF SPORTS	3,46,000
7	STUDENT DEVELOPMENT	5,18,000
8	CENTERAL WORKSHOP	8,378
9	ESTATE - ALTERNET ELECTRICITY SUPPLY SYSTEM	2,95,538
10	ESTATE - FIRE FIGHTING MACHINERY AND EQUIPMENTS	1,92,819
11	ESTATE - WATER COOLERS / AIR COOLERS / AC	7,45,040
12	ESTATE SECTION - CENTRAL WATER RO SYSTEM	3,66,603
13	SANTPEETH - PAITHAN	8,24,054
14	UNIVERSITY OFFICE	15,45,049
15	CHEMISTRY, DHARASHIV	1,46,000
16	WATER AND LAND MANAGEMENT, DHARASHIV	44,800
17	DRAMATICS AND LOKKALA, DHARASHIV	1,52,850
	<b>TOTAL:</b>	<b>84,94,678</b>
<b>3</b>	<b>COMPUTER AND PERIPHERALS:</b>	
1	CHEMICAL TECHNOLOGY	84,960
2	ELECTRONICS	17,450
3	UNIC - BLADE SERVER / DADA CENTRE	1,90,000
4	UNIC - NETWORKING / WI-FI	33,64,407
5	UNIC - SOFTWARE LICENSING	24,36,365
6	EXAMINATION SECTION - ONLINE EXAM & OTHER	10,800
7	UNIVERSITY OFFICE - COMPUTER & SOFTWARE	1,23,158
8	OFFICE - DHARASHIV	4,600
9	DRAMATICS - DHARASHIV	49,046
	<b>TOTAL:</b>	<b>62,80,786</b>
<b>4</b>	<b>FURNITURE &amp; FIXTURES:</b>	
1	UNIVESTITY ACADEMIC DEPARTMENTS	32,86,729
	<b>TOTAL:</b>	<b>32,86,729</b>

Expenditure on maintenance of physical facilities and academic support facilities

**DR. BABASAHEB AMBEDKAR MARATHWADA UNIVERSITY**  
**THE BREAK-UP OF RECURRING EXPENDITURE FOR THE YEAR 2022-2023 (GENERAL FUND)**

**SCHEDULE 'C-I'**

1	2	3	4	5	6	7
NAME OF DEPARTMENT / SECTION	TOTAL	HONORARIUM / OTHER SALARY EXPENSES	CONTINGENCY / MISCELLANEOUS	REPAIR & MAINTENANCE TO COMPUTERS & EQUIPMENTS AND OTHER	TELEPHONE / INTERNET / ELECTRICITY / SOFTWARE LICENCING / E-LEARNING	SELF SUPPORTED COURSES
<b>UNIVERSITY DEPARTMENTS</b>						
MARATHI	65,977					
HINDI	7,303		7,303			
ENGLISH	14,000					
URDU	28,536					
PALI & BUDDHISM	37,223					
SANSKRIT	11,976					
FOREIGN LANGUAGES	16,000		16,000			
HISTORY	2,81,808		4,005			
GEOGRAPHY	7,458		7,458			
POLITICAL SCIENCE	14,535					
SOCIOLOGY	25,100					
PUBLIC ADMINISTRATION	18,595		2,605			
INDIAN CONSTITUTION	14,400					
ECONOMICS	1,04,334					
PSYCHOLOGY	96,841		4,474			66,277
JOURNALISM & MASS COMMUNICATION	1,98,125		1,000	8,900	4,000	38,943
LIBRARY & INFORMATION SCIENCE	25,278		4,698			56,610
MANAGEMENT SCIENCE	1,79,153		500			
TOURISM ADMINISTRATION	22,000					40,000
MATHEMATICS	1,200		1,200			
STATISTICS	7,156		3,286			
ZOOLOGY	11,73,999		42,346	54,260		79,860
POL. HEBERT CENTRE FOR DNA BARCODING	1,23,773		8,420	44,427		
PHYSICS	2,77,263		7,550			
FORENSIC SCIENCE	6,47,793					
ELECTRONICS	1,43,918		9,248	35,290		
DIN DAYAL UPADHYAY KAUSHAL KENDRA	18,746		8,662			
CENTRAL ADVANCE RESEARCH AND TRAINING FACILITY	3,17,762		16,011	2,84,760		
RUSA	2,19,018		19,225	97,900		
CHEMISTRY	30,20,924		10,003	1,54,704		
BIO-CHEMISTRY	1,95,915		1,758			
BOTANY	12,95,230		5,280	87,660		
ENVIRONMENTAL SCIENCE	8,65,599					
CHEMICAL TECHNOLOGY	13,68,496		23,300	78,390		
PRINTING TECHNOLOGY	2,283		2,283			
COMPUTER SCIENCE & IT	1,10,865		12,510			59,490
INFORMATION TECHNOLOGY	1,10,865		450			
LAW	61,244		12,242			
EDUCATION	61,996		6,672			22,032
PHYSICAL EDUCATION	58,742		10,292			1,000
UNIVERSITY BOARD OF SPORT	2,11,76,856		14,110	93,494		
DRAMATICS	2,93,667		15,744	4,200		
FINE ART	1,98,860		2,500			1,53,287
HUMAN RESOURCE DEVELOPMENT CENTRE	23,02,063					23,02,063
LIFELONG EDUCATION AND EXTENSION	7,60,400		800			21,051
<b>TOTAL</b>	<b>3,58,72,860</b>	<b>0</b>	<b>2,82,135</b>	<b>9,43,985</b>	<b>4,000</b>	<b>28,40,603</b>
<b>SUB-CAMPUS DHARASHIV DEPARTMENTS</b>						
CHEMISTRY - DHARASHIV	8,78,713		4,300			
WATER & LAND MANAGEMENT- DHARASHIV	61,140		8,140			
MICRO-BIOLOGY - DHARASHIV	6,10,138		3,785			
BIOTECHNOLOGY - DHARASHIV	4,358		4,358			
ENGLISH - DHARASHIV	2,350					
EDUCATION - DHARASHIV	39,820		9,920			
PHYSICS - DHARASHIV	21,562		4,280			
MATHEMATICS - DHARASHIV	7,065		8,275			
DRAMATICS - DHARASHIV	42,150		2,450			80,059
MANAGEMENT SCIENCE - DHARASHIV	96,257					
<b>TOTAL</b>	<b>17,63,553</b>	<b>0</b>	<b>45,508</b>	<b>0</b>	<b>0</b>	<b>80,059</b>

**DR. BABASAHEB AMBEDKAR MARATHWADA UNIVERSITY**  
**THE BREAK-UP OF RECURRING EXPENDITURE FOR THE YEAR 2022-2023 (GENERAL FUND)**  
**SCHEDULE 'C-I'**

1	2	3	4	5	6	7
NAME OF DEPARTMENT / SECTION	TOTAL	HONORARIUM / OTHER SALARY EXPENSES	CONTINGENCY / MISCELLANEOUS	REPAIR & MAINTENANCE TO COMPUTERS & EQUIPMENT'S AND OTHER	TELEPHONE / INTERNET / ELECTRICITY / SOFTWARE LICENCING / E-LEARNING	SELF SUPPORTED COURSES
<b>RESEARCH AND STUDY CENTRE</b>						
DR. BABASAHEB AMBEDKAR RESEARCH CENTRE	9,670					
RAJARSHEE SHAHU MAHARAJ RESEARCH CENTRE	17,951					
GAUTAM BUDDHA STUDY CENTRE	6,965					
CHAATRAPATI SHIVAJI MAHARAJ STUDY CENTRE	33,948					
ANNABHAU SATHE STUDY CENTRE	14,554					
SAHAKAR M BALASAHEB PAWAR STUDY CENTRE	2,000					
SHAHID BHAGATSING CHAIR	1,000					
MAHATMA PHULE -DR AMBEDKAR THOUGHTS & RESEARCH	3,667		2,947			
TARABAI SHINDE WOMEN'S STUDY CENTRE	8,830		8,830			
GOPINATH MUNDE NATIONAL RURAL DEV & RES INSTI	67,991		18,420			
VAMANDADA KARDAK STUDY CENTRE	19,660					
VILASRAO DESHMUKH STUDY CENTRE	10,090					
<b>TOTAL:</b>	<b>1,96,326</b>	<b>0</b>	<b>30,197</b>	<b>0</b>	<b>0</b>	<b>0</b>
<b>HOSTELS &amp; GUEST HOUSE</b>						
KRANTIDYOT SAVTRIBAI PHULE WOMEN'S HOSTEL	47,836	12,000	24,039			
MATOSHRI JIJAU WOMEN'S HOSTEL	23,687	12,000	3,998			
POST GRADUATE WOMEN'S HOSTEL NO 3	15,411		10,990			
PRIYADARSHINI WOMEN'S HOSTEL	47,513	12,000	24,392			
RAMABAI AMBEDKAR MINORITY GIRLS HOSTEL	56,152	2,613	14,937			
CEBT - NILET WOMEN'S HOSTEL	12,111					
ECONOMICALLY BACKWORD CLASS GIRLS HOSTEL	37,972	12,000	10,778			
UNIVERSITY GUEST HOUSE	1,15,765					
<b>TOTAL:</b>	<b>3,56,447</b>	<b>50,613</b>	<b>89,134</b>	<b>0</b>	<b>0</b>	<b>0</b>
<b>OTHER</b>						
KNOWLEDGE RESOURCE CENTRE	7,55,193		67,466	2,96,426		
SUB-CAMPUS LIBRARY - DHARASHIV	5,190		1,200	3,990		
NET /SET GUIDANCE AND TRAINING CENTRE	1,80,850		4,350			
PRE IAS COACHING CENTRE	1,27,644		10,144			
FOREIGN STUDENT CELL	1,532					
UNI EMPLOYMENT INFORMATION & GUIDANCE BUREAU	1,99,203			55,778		
PUBLIC RELATION OFFICE	36,659					
UNIVERSITY HEALTH CENTRE	7,05,784	2,565	18,092	2,789		
UNIVERSITY GARDEN	5,36,202		770	39,488		
UNIVERSITY CENTRAL WORKSHOP	71,663		4,814	19,050		
UNIVERSITY PRESS	40,66,748	52,500	2,350	49,209	85,320	
<b>TOTAL:</b>	<b>66,86,668</b>	<b>55,065</b>	<b>1,09,186</b>	<b>4,66,730</b>	<b>85,320</b>	<b>0</b>
<b>TOTAL:</b>	<b>4,48,75,854</b>	<b>1,05,678</b>	<b>5,56,160</b>	<b>14,10,715</b>	<b>89,320</b>	<b>29,20,662</b>

**DR. BABASAHEB AMBEDKAR MARATHWADA UNIVERSITY**  
**STATEMENT OF RECURRING EXPENDITURE - 2022-2023 (GENERAL FUND)**

SCHEDULE 'C-II'

SR NO	NAME AND PARTICULARS	AMOUNT IN RUPEES
<b>1</b>	<b>UNIVERSITY OFFICE:</b>	
1	TEACHERS ON CONTRACT BASIS / CONSOLIDATED SALARY	46,65,596
2	EXPENDITURE ON CONTRACT BASIS WORK	9,98,19,295
3	CAMPUS SECURITY SYSTEM (SECURITY GUARDS)	2,07,01,527
4	SANITARY WORKER	2,03,80,378
5	SALARY TO INTERNAL-AUDIT UNIT	24,47,752
6	EMPLOYEES ON CONSOLIDATED SALARY	62,53,977
7	EXTRA DUTY PAY AND OTHER SALARY EXPENDITURE	4,12,733
8	TEACHERS ON CONTRACT BASIS - SALARY (DHARASHIV)	89,00,277
	<b>TOTAL:</b>	<b>15,47,70,415</b>
<b>2</b>	<b>EXAMINATION EXPENDITURE:</b>	
1	CAS EMPLOYEES AND EXAMINER ETC - REMUNERATION	2,71,76,662
2	EXAM CENTRE EMPLOYEE SUPERVISOR ETC - REMUNERATION	3,30,51,208
3	QUESTION PAPER (ONLINE)	2,94,51,427
4	ANSWER PAPER / MARK MEMO PRINTING	19,92,826
5	DEGREE CERTIFICATE PRINTING AND CONVOCATION CEREMONY	28,56,594
6	PRACTICAL EXAMINATION EXPENDITURE	7,08,607
7	AWARDS TO IDEAL EXAMINATIONS CENTRES	10,791
8	DISPATCH OF ANSWER PAPER / QUESTION PAPER AND OTHER	23,34,302
9	TRAVELLING & CONVEYANCE ALLOWANCE OF STAFF	29,87,242
10	CONTINGENCY EXPENDITURE	2,97,863
11	PRINTING, STATIONERY AND OTHER MATERIAL	42,26,329
12	MEETING AND OTHER EXPENDITURE	1,86,849
13	POSTAGE	4,36,586
	<b>TOTAL:</b>	<b>10,57,11,286</b>
<b>3</b>	<b>STUDENTS DEVELOPMENT:</b>	
1	INDRA-DHANUSHYA WEST ZONAL AND NATIONAL YOUTH FESTIVAL	1,03,21,388
2	CENTRAL YOUTH FESTIVAL	38,99,556
3	YOUTH FESTIVAL TRAINING	1,09,300
4	VARIOUS COMPETITION	22,420
5	VARIOUS PROGRAMME PARTICIPATION FUND	27,42,581
6	LATE VASANTRAOJI KALE EARN AND LEARN SCHEME - COLLEGE	5,000
7	LATE VASANTRAOJI KALE EARN AND LEARN SCHEME - UNIVERSITY	49,53,384
8	STUDENT AID FUND (CONTINGENCY)	31,241
9	NOMINATION OF STUDENTS TO VARIOUS PROGRAMME	5,212
10	CONTINGENCY EXPENDITURE - STUDENTS COUNCIL	76,348
11	PRYDARSHINI WOMEN'S HOSTEL MESS CHARGES	2,24,100
	<b>TOTAL:</b>	<b>1,33,90,530</b>
<b>4</b>	<b>UNIVERSITY ESTATE:</b>	
1	REPAIR, MAINTENANCE AND COLOURING - BUILDING (25 YEARS OLD)	2,00,17,190
2	REPAIR AND MAINTENANCE - ROAD AND BRIDGE	50,00,000
3	REPAIR AND MAINTENANCE - HOSTEL, GUEST HOUSE ETC	24,35,140
4	MUNICIPAL CORPORATION TAX / PERMITION ETC	40,01,399
5	ELECTRICITY BILL	1,53,71,915
6	WATER AND ELECTRICITY SUPPLY MATERIAL	31,81,865
7	DRAINAGE	1,30,350
8	REWIRING	3,16,696
9	INSURANCE PREMIUM - BUILDING, VEHICLE, CASH ETC	40,61,256
10	CONTINGENCY EXPENDITURE	19,797
11	REPAIR AND MAINTENANCE TO EQUIPMENT	18,85,729
	<b>TOTAL:</b>	<b>5,64,21,337</b>
<b>5</b>	<b>UNIC:</b>	
1	INTERNET CONNECTIVITY & ARNET CONTRIBUTION	26,37,515
2	RENEWAL OF SOFTWARE LICENCING	18,65,440
3	CONTINGENCY EXPENDITURE	1,682
4	WEB SITE REPAIRS AND MAINTENANCE	4,14,792
	<b>TOTAL:</b>	<b>49,19,429</b>



Expenditure on Salary component

**DR. BABASAHEB AMBEDKAR MARATHWADA UNIVERSITY**  
**STATEMENT OF SALARY EXPENDITURE FOR THE YEAR 2022-2023**

**SCHEDULE 'B'**

SR NO	NAME OF THE DEPARTMENT / SECTION	AMOUNT RS.
1	<b>UNIVERSITY OFFICE :</b>	
	VICE-CHANCELLOR / REGISTRAR	135889033
	<b>ADMINISTRATIVE STAFF :</b>	
	(a) ACADEMIC SECTION	18937818
	(b) PG SECTION	6491846
	(c) EXAMINATION SECTION	39122896
	(d) FINANCE AND ACCOUNTS SECTION	18462021
	(e) ESTABLISHMENT SECTION	42030090
	(f) COLLEGE TRIBUNAL	5802627
	(g) OTHER STAFF	14425190
	(h) PLANING AND STATISTICAL UNIT	7390924
	(i) SPECIAL CELL	2602289
2	CHANGE IN PAY SCALE /LTC /LEAVE ENCASHMENT	10003080
3	ARREARS / DEARNESS ALLOWANCES Etc.	40572050
4	LIFELONG EDUCATION AND EXTENSION	7519145
5	BOARD OF EXTRA MURAL STUDIES	2730806
6	UNIVERSITY GARDEN	10969080
7	UNIVERSITY EMPLOYMENT AND GUIDANCE	344384
8	CENTRAL WORKSHOP	9388627
9	KNOWLEDGE RESOURCE CENTRE	25764511
10	UNIVERSITY ESTATE	38602796
11	HEALTH CENTRE	4992714
12	STUDENT DEVELOPMENT	7721245
13	GUEST HOUSE	724677
	<b>Total Rs. (A)</b>	<b>328187849</b>
14	<b>EDUCATIONAL DEPARTMENTS:</b>	
1	MARATHI	10047207
2	HINDI	14429556
3	ENGLISH	20280616
4	URDU	3633745
5	PALI AND BUDDHISM	493163
6	FOREIGN LANGUAGE	1830460
7	HISTORY	17380668
8	GEOGRAPHY	1694211
9	POLITICAL SCIENCE	9884079
10	SOCIOLOGY	15687065
11	PUBLIC ADMINISTRATION	12968295
12	ECONOMICS	20771829
13	JOURNALISM AND MASS COMMUNICATION	4519162
14	LIBRARY & INFORMATION SCIENCE	7803851
15	COMMERCE	22215160
16	MANAGEMENT SCIENCE	16564302
17	TOURISM ADMINISTRATION	4527277
18	MATHEMATICS	11795883
19	STATISTICS	9267943
20	ZOOLOGY	35897511
21	PHYSICS	30001602

**DR. BABASAHEB AMBEDKAR MARATHWADA UNIVERSITY**  
**THE BREAK-UP OF RECURRING EXPENDITURE FOR THE YEAR 2022-2023 (GENERAL FUND)**  
**SCHEDULE 'C1'**

1	2	3	4	5	6	7
NAME OF DEPARTMENT / SECTION	TOTAL	HONORARIUM / OTHER SALARY EXPENSES	CONTINGENCY / MISCELLANEOUS	REPAIR & MAINTENANCE TO COMPUTERS & EQUIPMENTS AND OTHER	TELEPHONE / INTERNET / ELECTRICITY / SOFTWARE LICENCING / E-LEARNING	SELF SUPPORTED COURSES
<b>RESEARCH AND STUDY CENTRE</b>						
DR. BABASAHEB AMBEDKAR RESEARCH CENTRE	9,670					
RAJARSHI SHAHU MAHARAJ RESEARCH CENTRE	17,951					
GAUTAM BUDDHA STUDY CENTRE	6,965					
CHHATRAPATI SHIVAJI MAHARAJ STUDY CENTRE	33,948					
ANNABHAU SAHRE STUDY CENTRE	14,554					
SAHAKAR M BALASAHEB PAWAR STUDY CENTRE	2,000					
SHAHID BHAGATSING CHAIR	1,000					
MAHATMA PHULE -DR AMBEDKAR THOUGHTS & RESEARCH	3,667		2,947			
TARABAI SHINDE WOMEN'S STUDY CENTRE	8,830		8,830			
GOPINATHI MUNDE NATIONAL RURAL DEV & RES INSTI	67,991		18,420			
VAMANDADA KARDAK STUDY CENTRE	19,660					
VILASRAO DESHMUKH STUDY CENTRE	10,090					
<b>TOTAL:</b>	<b>1,96,376</b>	<b>0</b>	<b>30,197</b>	<b>0</b>	<b>0</b>	<b>0</b>
<b>HOSTELS &amp; GUEST HOUSE</b>						
KRANTIVOT SAVITRIBAI PHULE WOMEN'S HOSTEL	47,836	12,000	24,039	0		
MATOSHRI JIJAU WOMEN'S HOSTEL	23,687	12,000	3,998			
POST GRADUATE WOMEN'S HOSTEL NO 3	15,411		10,990			
PRIVADARSHINI WOMEN'S HOSTEL	47,513	12,000	24,392			
RAMABAI AMBEDKAR MINORITY GIRLS HOSTEL	56,152	2,613	14,937			
EDT - NILET WOMEN'S HOSTEL	12,111					
ECONOMICALLY BACKWORD CLASS GIRLS HOSTEL	37,972	12,000	10,778			
UNIVERSITY GUEST HOUSE	1,15,765					
<b>TOTAL:</b>	<b>3,56,447</b>	<b>50,613</b>	<b>89,134</b>	<b>0</b>	<b>0</b>	<b>0</b>
<b>OTHER</b>						
KNOWLEDGE RESOURCE CENTRE	7,55,193		67,466	2,96,426		
SUB-CAMPUS LIBRARY - DHARASHIV	5,190		1,200	3,990		
NET /SET GUIDANCE AND TRAINING CENTRE	1,80,850		4,350			
PRE IAS COACHING CENTRE	1,27,644		10,144			
FOREIGN STUDENT CELL	1,532					
UNI EMPLOYMENT INFORMATION & GUIDANCE BUREAU	1,99,203			55,778		
PUBLIC RELATION OFFICE	36,659					
UNIVERSITY HEALTH CENTRE	7,05,784	2,665	18,092	2,789		
UNIVERSITY GARDEN	5,36,202		770	39,488		
UNIVERSITY CENTRAL WORKSHOP	71,663		4,814	19,050		
UNIVERSITY PRESS	40,66,748	52,600	2,350	49,209	85,320	
<b>TOTAL:</b>	<b>66,86,688</b>	<b>55,065</b>	<b>1,09,186</b>	<b>4,66,730</b>	<b>85,320</b>	<b>0</b>
<b>TOTAL:</b>	<b>4,48,75,854</b>	<b>1,05,678</b>	<b>5,56,160</b>	<b>14,10,715</b>	<b>89,320</b>	<b>29,20,662</b>

Other Expenditures

DR. BABASAHEB AMBEDKAR MARATHWADA UNIVERSITY		
STATEMENT OF RECURRING EXPENDITURE - 2022-2023 (GENERAL FUND)		
SCHEDULE 'C-II'		
SR NO	NAME AND PARTICULARS	AMOUNT RS
1	UNIVERSITY OFFICE:	
1	TEACHERS ON CONTRACT BASIS / CONSOLIDATED SALARY	46,65,596
2	EXPENDITURE ON CONTRACT BASIS WORK	9,98,19,295
3	CAMPUS SECURITY SYSTEM (SECURITY GUARDS)	2,07,01,627
4	SANITARY WORKER	2,03,80,378
5	SALARY TO INTERNAL-AUDIT UNIT	24,47,752
6	EMPLOYEES ON CONSOLIDATED SALARY	62,53,977
7	EXTRA DUTY PAY AND OTHER SALARY EXPENDITURE	4,12,758
8	TEACHERS ON CONTRACT BASIS - SALARY (DHARASHIV)	89,032
	<b>TOTAL:</b>	<b>15,47,70,415</b>
2	EXAMINATION EXPENDITURE:	
1	CAS EMPLOYEES AND EXAMINER ETC - REMUNERATION	2,71,76,662
2	EXAM CENTRE EMPLOYEE SUPERVISOR ETC - REMUNERATION	3,30,51,208
3	QUESTION PAPER (ONLINE)	2,94,51,427
4	ANSWER PAPER / MARK MEMO PRINTING	19,92,826
5	DEGREE CERTIFICATE PRINTING AND CONVOCATION CEREMONY	28,56,594
6	PRACTICAL EXAMINATION EXPENDITURE	7,08,607
7	AWARDS TO IDEAL EXAMINATIONS CENTRES	10,791
8	DISPATCH OF ANSWER PAPER / QUESTION PAPER AND OTHER	23,34,302
9	TRAVELLING & CONVEYANCE ALLOWANCE OF STAFF	29,87,242
10	CONTINGENCY EXPENDITURE	2,97,863
11	PRINTING, STATIONERY AND OTHER MATERIAL	42,20,329
12	MEETING AND OTHER EXPENDITURE	1,86,849
13	POSTAGE	4,36,586
	<b>TOTAL:</b>	<b>10,57,11,286</b>
3	STUDENTS DEVELOPMENT:	
1	INDRA-DHANUSHYA WEST ZONAL AND NATIONAL YOUTH FESTIVAL	13,21,388
2	CENTRAL YOUTH FESTIVAL	38,99,556
3	YOUTH FESTIVAL TRAINING	1,09,300
4	VARIOUS COMPETITION	22,420
5	VARIOUS PROGRAMME PARTICIPATION FUND	27,42,581
6	LATE VASANTRAOJI KALE EARN AND LEARN SCHEME - COLLEGE	5,000
7	LATE VASANTRAOJI KALE EARN AND LEARN SCHEME - UNIVERSITY	49,53,384
8	STUDENT AID FUND (CONTINGENCY)	31,241
9	NOMINATION OF STUDENTS TO VARIOUS PROGRAMME	5,212
10	CONTINGENCY EXPENDITURE - STUDENTS COUNCIL	76,348
11	PRYDARSHINI WOMEN'S HOSTEL MESS CHARGES	2,24,100
	<b>TOTAL:</b>	<b>1,33,90,530</b>
4	UNIVERSITY ESTATE:	
1	REPAIR, MAINTENANCE AND COLOURING - BUILDING (25 YEARS OLD)	2,00,17,190
2	REPAIR AND MAINTENANCE - ROAD AND BRIDGE	50,00,000
3	REPAIR AND MAINTENANCE - HOSTEL, GUEST HOUSE ETC	24,35,140
4	MUNICIPAL CORPORATION TAX / PERMITION ETC	40,01,399
5	ELECTRICITY BILL	1,53,71,915
6	WATER AND ELECTRICITY SUPPLY MATERIAL	31,81,865
7	DRAINAGE	1,30,350
8	REWIRING	3,16,696
9	INSURANCE PREMIUM - BUILDING, VEHICLE, CASH ETC	40,61,256
10	CONTINGENCY EXPENDITURE	19,797
11	REPAIR AND MAINTENANCE TO EQUIPMENT	18,85,729
	<b>TOTAL:</b>	<b>5,64,21,337</b>
5	UNIC:	
1	INTERNET CONNECTIVITY & ARNET CONTRIBUTION	26,37,515
2	RENEWAL OF SOFTWARE LICENCING	18,65,440
3	CONTINGENCY EXPENDITURE	1,682
4	WEB SITE REPAIRS AND MAINTENANCE	4,14,792
	<b>TOTAL:</b>	<b>49,19,429</b>

**SCHEDULE ' C-II '**

SR NO	NAME AND PARTICULARS	AMOUNT RS
<b>10</b>	<b>SUB-CAMPUS DHARASHIV OFFICE:</b>	
1	SALARY TO EMPLOYEES ON CONSOLIDATED SALARY	14,10,843
2	CAMPUS SECURITY SYSTEM ( SECURITY GUARDS )	32,64,091
3	DAILY WAGERS AND WORK ON CONTRACT BASIS	33,86,441
4	HONORARIUM TO GUEST LECTURE (VISITING PROFESSOR)	69,910
5	FUNCTIONS AND CULTURAL PROGRAMME	2,75,906
6	STUDENT DEVELOPMENT	72,453
7	TRAVELLING ALLOWANCE TO TEACHERS AND DELEGATES	2,66,546
8	DEVELOPMENT / SERVICE CHARGES / MIDC FEES	12,89,739
9	SERVICE - WATER AND ELECTRICITY	4,11,528
10	GARDENS AND CAMPUS DEVELOPMENT	62,364
11	PRINTING, STATIONERY AND INFORMATION BROCHURE	15,033
12	REPAIR & MAINTENANCE TO COMPUTERS AND EQUIPMENT	51,073
13	DIESEL AND GAS EXPENDITURE	34,472
14	CONTINGENCY EXPENDITURE	92,372
15	EARN AND LEARN SCHEME	3,54,594
16	TELEPHONE AND INTERNET EXPENDITURE	4,15,908
17	AVISHKAR	13,980
18	BANK CHARGES	3,271
	<b>TOTAL:</b>	<b>1,14,90,524</b>
<b>11</b>	<b>OTHER:</b>	
1	SANTPEETH PAITHAN	2,06,917
2	CENTRE FOR ONLINE EDUCATION	4,21,500
	<b>TOTAL:</b>	<b>6,28,417</b>
	<b>TOTAL EXPENDITURE - SCHEDULE ' C-II ' (GENERAL FUND):</b>	<b>41,07,32,855</b>

Sd/-

**P. S. DESHMUKH**

**1/C FINANCE & ACCOUNTS OFFICER**

(In Lakhs)

## FINANCIAL YEAR 2021-22

Head/Sub head of Expenditure	Item of expenditure	Expenditure for infrastructure development and augmentation (in INR)	Expenditure on purchase of books/ebooks and subscription to journals/e-journals (in INR)	Expenditure on maintenace of physical facilities and academic support facilities (in INR)	expenditure on Salary component/ wages (in INR)	Other expenditures (in INR)
Non-Recurring Expenditure	Equipment & Apparatus	39.30				
	Computers & Peripherals	3.79				
	Furniture & Fixtures	2.69				
	Building Construction	1069.08				
	Plan / Non-Plan Expenditures	301.44				
Non-Recurring Expenditure	Books		40.88			
	Plan / Non-Plan Expenditures		4.59			
Recurring Expenditure (C-I)	University Departments			107.66		
	Sub-Campus Departments			13.64		
	Research & Study Center			3.63		
	Hostels & Guest House			1.92		

*S. Sampat*  
 Finance & Accounts Officer  
 Dr. Babasaheb Ambedkar  
 Marathwada University,  
 Chhatrapati Sambhaji Nagar

For SUNIL SAMINKE & ASSOCIATES  
 CHARTERED ACCOUNTANT  
*S. Saminke*  
 M.NO.105421 PROPRIETOR

Recurring Expenditure (C-II)	Examination Expenditure			1018.86		
	Students Development			2.91		
	University Estate			482.69		
	University Network & Information Center			35.61		
	General Schemes of Teaching & Research			194.94		
Salary Expenditure (Schedule B)	Salary				6889.77	
Recurring Expenditure (C-I)	Others					44.33
Recurring Expenditure (C-II)	Printing, Stationery & Postage					63.53
	Travelling & Conveyance Allowance					41.54
	Miscellaneous Expenditure					223.83
	Sub-Campus Office					19.85
	Others					1.88
	<b>Total</b>	<b>1416.30</b>	<b>45.47</b>	<b>1861.86</b>	<b>6889.77</b>	<b>394.96</b>

*Stamped*  
Finance & Accounts Officer  
Dr. Babasaheb Ambedkar  
Marathwada University,  
Chhatrapati Sambhajinagar.

For SUNIL SALUNKE & ASSOCIATES  
CHARTERED ACCOUNTANT

M.NO.105421

PROPRIETOR

Expenditure for Infrastructure Development and Augmentation

<b>DR. BABASAHEB AMBEDKAR MARATHWADA UNIVERSITY, AURANGABAD</b>		
<b>STATEMENT OF NON-RECURRING EXPENDITURE - 2021-2022 (GENERAL FUND)</b>		
<b>SCHEDULE 'D'</b>		
<b>SR NO</b>	<b>ACCOUNTS HEAD</b>	<b>AMOUNT RS</b>
<b>1</b>	<b>BOOKS:</b>	
1	KNOWLEDGE RESOURCE CENTRE - BOOK	11,82,954
2	KNOWLEDGE RESOURCE CENTRE - E-RESOURCES	1,65,200
3	KNOWLEDGE RESOURCE CENTRE - JOURNAL	23,02,483
4	OSMANABAD - BOOK / JOURNAL	4,37,724
	<b>TOTAL:</b>	<b>40,88,361</b>
<b>2</b>	<b>EQUIPMENT'S &amp; APPARATUS:</b>	
1	ELECTRONICS DEPARTMENT	2,37,425
2	ELECTRONIC APPARATUS / CCTV / INVERTORS - OFFICE	7,83,456
3	BIO-CHEMISTRY - EDUCATIONAL EQUIPMENT	1,28,794
4	ESTATE - ALTERNET ELECTRICITY SUPPLY SYSTEM	4,10,214
5	ESTATE SECTION - CENTRAL WATER RO SYSTEM	3,88,607
6	HEALTH CENTRE - PATHOLOGY / LAB EQUIPMENT	21,037
7	OSMANABAD - NETWORKING / LANGUAGE LAB / CCTV	1,27,426
8	PHYSICS - OSMANABAD - EDUCATIONAL EQUIPMENT	2,69,000
9	WATER AND LAND MANAGEMENT - OSMANABAD - EQUIPMENT	9,80,225
10	WATER AND LAND MANAGEMENT - OSMANABAD - LABROTORY	5,83,824
	<b>TOTAL:</b>	<b>39,30,008</b>
<b>3</b>	<b>COMPUTER AND PERIPHERALS:</b>	
1	COMPUTER & SOFTWARE - UNIVERSITY OFFICE	1,92,463
2	UNIC - NETWORKING / WI-FI	1,03,867
3	UNIC - PARTS / HARDWARE / SOFTWARE	16,290
4	SUB-CAMPUS, OSMANABAD	41,310
5	BIO-TECHNOLOGY, OSMANABAD	4,559
6	DRAMATICS, OSMANABAD	21,030
	<b>TOTAL:</b>	<b>3,79,519</b>
<b>4</b>	<b>FURNITURE &amp; FIXTURES:</b>	
1	ESTATE - SUB-CAMPUS - OSMANABAD	18,700
2	ESTATE - UNIVERSITY ACADEMIC SECTIONS	1,19,585
3	ESTATE - UNIVERSITY ADMINISTRATIVE SECTIONS	1,31,437
	<b>TOTAL:</b>	<b>2,69,722</b>
<b>5</b>	<b>BUILDING CONSTRUCTION:</b>	
1	LAW SCHOOL	3,68,414
2	MODEL COLLEGE BUILDING	24,69,126
3	POL HEBERT CENTRE	74,99,745
4	SCIENCE CITY /SCIENCE AND TECHNOLOGY PARK	10,23,999
5	CENTRE FOR VOCATIONAL TRAINING	42,72,552
6	DIGITAL STUDIO	50,00,000
7	DR. B.A. RESEARCH CENTRE BUILDING	24,43,846
8	EXAMINATION SECTION - SECOND FLOOR	1,00,00,000
9	BOYS HOSTEL - RUSA	11,39,744

(41)

**DR. BABASAHEB AMBEDKAR MARATHWADA UNIVERSITY, AURANGABAD**

**STATEMENT SHOWING THE PLAN / NON PLAN EXPENDITURE (NON-RECURRING 2021-22)**

**SCHEDULE 'E'**

SR NO	ACCOUNT HEAD	TOTAL	BUILDING	COMPUTER	EQUIPMENT	BOOK
1	2	3	4	5	5	6
1	GOVERNMENT OF MAHARASHTRA	21,73,086	4,17,545	-	15,76,272	1,79,269
2	GOVERNMENT OF MAHARASHTRA (RUSA)	2,62,71,548	2,62,71,548	-	-	-
3	GOVERNMENT OF INDIA	10,88,368	-	6,83,312	1,25,080	2,79,976
4	UNIVERSITY GRANT COMMISSION	6,07,318	-	1,46,604	4,60,714	-
5	OTHER AGENCIES	4,435	-	-	4,435	-
	<b>Total</b>	<b>3,01,44,755</b>	2,66,89,093	8,29,916	21,66,501	4,59,245

Sd/-

**P. S. DESHMUKH**

**I/C FINANCE & ACCOUNTS OFFICER**



Expenditure on Purchase of Books/E-Books and Subscription to Journals/e-Journals

<b>DR. BABASAHEB AMBEDKAR MARATHWADA UNIVERSITY, AURANGABAD</b> <b>STATEMENT OF NON-RECURRING EXPENDITURE - 2021-2022 (GENERAL FUND)</b>		
<b>SCHEDULE 'D'</b>		
SR NO	ACCOUNTS HEAD	AMOUNT RS
<b>1</b>	<b>BOOKS:</b>	
1	KNOWLEDGE RESOURCE CENTRE - BOOK	11,82,954
2	KNOWLEDGE RESOURCE CENTRE - E-RESOURCES	1,65,200
3	KNOWLEDGE RESOURCE CENTRE - JOURNAL	23,02,483
4	OSMANABAD - BOOK / JOURNAL	4,37,724
	<b>TOTAL:</b>	<b>40,88,361</b>
<b>2</b>	<b>EQUIPMENTS &amp; APPARATUS:</b>	
1	ELECTRONICS DEPARTMENT	2,37,425
2	ELECTRONIC APPARATUS / CCTV / INVERTORS - OFFICE	7,83,456
3	BIO-CHEMISTRY - EDUCATIONAL EQUIPMENT	1,28,794
4	ESTATE - ALTERNET ELECTRICITY SUPPLY SYSTEM	4,10,214
5	ESTATE SECTION - CENTRAL WATER RO SYSTEM	3,88,607
6	HEALTH CENTRE - PATHOLOGY / LAB EQUIPMENT	21,037
7	OSMANABAD - NETWORKING / LANGUAGE LAB / CCTV	1,27,426
8	PHYSICS - OSMANABAD - EDUCATIONAL EQUIPMENT	2,69,000
9	WATER AND LAND MANAGEMENT - OSMANABAD - EQUIPMENT	9,80,225
10	WATER AND LAND MANAGEMENT - OSMANABAD - LABROTORY	5,83,824
	<b>TOTAL:</b>	<b>39,30,008</b>
<b>3</b>	<b>COMPUTER AND PERIPHERALS:</b>	
1	COMPUTER & SOFTWARE - UNIVERSITY OFFICE	1,92,463
2	UNIC - NETWORKING / WI-FI	1,03,867
3	UNIC - PARTS / HARDWARE / SOFTWARE	16,290
4	SUB-CAMPUS, OSMANABAD	41,310
5	BIO-TECHNOLOGY, OSMANABAD	4,559
6	DRAMATICS, OSMANABAD	21,030
	<b>TOTAL:</b>	<b>3,79,519</b>
<b>4</b>	<b>FURNITURE &amp; FIXTURES:</b>	
1	ESTATE - SUB-CAMPUS - OSMANABAD	18,700
2	ESTATE - UNIVERSITY ACADEMIC SECTIONS	1,19,585
3	ESTATE - UNIVERSITY ADMINISTRATIVE SECTIONS	1,31,437
	<b>TOTAL:</b>	<b>2,69,722</b>
<b>5</b>	<b>BUILDING CONSTRUCTION:</b>	
1	LAW SCHOOL	3,68,414
2	MODEL COLLEGE BUILDING	24,69,126
3	POL HEBERT CENTRE	74,99,745
4	SCIENCE CITY /SCIENCE AND TECHNOLOGY PARK	10,23,999
5	CENTRE FOR VOCATIONAL TRAINING	42,72,552
6	DIGITAL STUDIO	50,00,000
7	DR. B.A. RESEARCH CENTRE BUILDING	24,43,846
8	EXAMINATION SECTION - SECOND FLOOR	1,00,00,000
9	BOYS HOSTEL - RUSA	11,39,744

(41)

**DR. BABASAHEB AMBEDKAR MARATHWADA UNIVERSITY, AURANGABAD**  
**STATEMENT SHOWING THE PLAN / NON PLAN EXPENDITURE (NON-RECURRING 2021-22)**  
**SCHEDULE 'E'**

SR NO	ACCOUNT HEAD	TOTAL	BUILDING	COMPUTER	EQUIPMENT	BOOK
1	2	3	4	5	5	6
1	GOVERNMENT OF MAHARASHTRA	21,73,086	4,17,545	-	15,76,272	1,79,269
2	GOVERNMENT OF MAHARASHTRA (RUSA)	2,62,71,548	2,62,71,548	-		-
3	GOVERNMENT OF INDIA	10,88,368	-	6,83,312	1,25,080	2,79,976
4	UNIVERSITY GRANT COMMISSION	6,07,318	-	1,46,604	4,60,714	-
5	OTHER AGENCIES	4,435	-	-	4,435	-
	<b>Total</b>	<b>3,01,44,755</b>	<b>2,66,89,093</b>	<b>8,29,916</b>	<b>21,66,501</b>	<b>4,59,245</b>

Sd/-

**P. S. DESHMUKH**

**I/C FINANCE & ACCOUNTS OFFICER**

**Expenditure on Maintenance of Physical Facilities and Academic Support Facilities**

**DR. BABASAHEB AMBEDKAR MARATHWADA UNIVERSITY, AURANGABAD**  
**THE BREAK-UP OF RECURRING EXPENDITURE FOR THE YEAR 2021-2022 (GENERAL FUND)**  
**SCHEDULE 'C-I'**

PARTICULARS NAME OF DEPARTMENT / SECTION	1	2	3	4	5	6	7	8
		TOTAL	HONORARIUM / OTHER SALARY EXPENSES	CONTINGENCY / MISCELLANEOUS	PRINTING & STATIONERY / COMPUTER STATIONERY / POSTAGE /DOCUMENTATION	REPAIR & MAINTENANCE TO COMPUTERS & EQUIPMENT'S AND OTHER	TELEPHONE / INTERNET / ELECTRICITY / SOFTWARE LICENCING / E-LEARNING	SELF SUPPORTED COURSES
<b>UNIVERSITY DEPARTMENTS</b>								
MARATHI		48,788						
HINDI		3,000						
ENGLISH		28,252		3,413				
URDU		6,998						
PALI & BUDDHISM		75,046		14,746				
FOREIGN LANGUAGES		6,976		6,926				
HISTORY		2,96,205	1,98,000	9,790		32,973		
POLITICAL SCIENCE		34,185						
SOCIOLOGY		28,451		1,100				
PUBLIC ADMINISTRATION		18,465		2,475				790
INDIAN CONSTITUTION		27,900						
ECONOMICS		34,147						
PSYCHOLOGY		2,000						
JOURNALISM & MASS COMMUNICATION		2,12,873		840				1,18,800
LIBRARY & INFORMATION SCIENCE		59,800		800				
MANAGEMENT SCIENCE		93,567		3,502				
TOURISM ADMINISTRATION		13,500						
MATHEMATICS		59,270		500				
ZOOLOGY		2,64,300		5,110				
POL HEBERT CENTRE FOR DNA BARCODING		19,458				14,459		
PHYSICS		6,09,036		3,526				
ELECTRONICS		1,06,336				7,080		
DIN DALAL UPADHAY KUSHAL KENDRA		4,53,066		6,552		4,720		4,28,950
CENTRAL ADVANCE RESEARCH AND TRAINING FACILITY		5,24,056		1,000		5,23,056		
RUSA		1,66,125		30,619		61,501		
CHEMISTRY		30,38,707		35,560		1,13,728		
BIO-CHEMISTRY		1,00,859		1,757				
BOTANY		11,71,972		19,927		1,78,747		
CHEMICAL TECHNOLOGY		3,97,560				4,956		
PRINTING TECHNOLOGY		1,624		1,124				
COMPUTER SCIENCE & IT		73,163		37,370		7,890		4,471
INFORMATION TECHNOLOGY		5,512		5,512				
LAW		36,411		11,311				
EDUCATION		2,25,662		4,809				
PHYSICAL EDUCATION		35,854		4,754				
UNIVERSITY BOARD OF SPORT		19,30,310		2,360				21,000
DRAMATICS		63,068						
FINE ART		82,085						15,000
YOGA		1,000						76,000
HUMAN RESOURCE DEVELOPMENT CENTRE		2,64,400						1,000
LIFELONG EDUCATION AND EXTENSION		1,48,170						2,64,400
		1,48,170						13,870
<b>TOTAL</b>		<b>1,07,66,907</b>	<b>1,98,000</b>	<b>2,16,683</b>	<b>50,000</b>	<b>9,49,110</b>	<b>3,100</b>	<b>9,44,281</b>
<b>SUB-CAMPUS OSMANABAD DEPARTMENTS</b>								
CHEMISTRY - OSMANABAD		8,08,050		13,489				
WATER & LAND MANAGEMENT - OSMANABAD		13,668		4,130				
MICRO-BIOLOGY - OSMANABAD		4,42,605		5,705				
EDUCATION - OSMANABAD		42,000						
PHYSICS - OSMANABAD		30,145		2,065				
MATHEMATICS - OSMANABAD		650		650				
DRAMATICS - OSMANABAD		22,549		6,100				
MANAGEMENT SCIENCE - OSMANABAD		4,842		4,842				
<b>TOTAL</b>		<b>13,64,509</b>	<b>0</b>	<b>36,981</b>	<b>0</b>	<b>0</b>	<b>0</b>	<b>0</b>

**DR. BABASAHEB AMBEDKAR MARATHWADA UNIVERSITY, AURANGABAD**  
**THE BREAK-UP OF RECURRING EXPENDITURE FOR THE YEAR 2021-2022 (GENERAL FUND)**  
**SCHEDULE 'C-I'**

PARTICULARS NAME OF DEPARTMENT / SECTION	1	2	3	4	5	6	7	8
RESEARCH AND STUDY CENTRE	1	TOTAL	HONORARIUM / OTHER SALARY EXPENSES	CONTINGENCY / MISCELLANEOUS	PRINTING & STATIONERY / COMPUTER STATIONERY / POSTAGE /DOCUMENTATION	REPAIR & MAINTENANCE TO COMPUTERS & EQUIPMENT'S AND OTHER	TELEPHONE / INTERNET / ELECTRICITY / SOFTWARE LICENCING / E-LEARNING	SELF SUPPORTED COURSES
MAHATMA JYOTIBA PHULE PRATISHTHAN		1,47,402						
RAJARSHEE SHAHU MAHARAJ RESEARCH CENTRE		17,400		3,402				
GAUTAM BUDDHA STUDY CENTRE		3,350						
CHHATRAPATI SHIVAJI MAHARAJ STUDY CENTRE		10,000						
MAHATMA GANDHI STUDY CENTRE		3,000						
SHAHID BHAGATSING CHAIR		15,000						
RURAL PROBLEMS RESEARCH CENTRE		6,000	6,000					
MAHATMA PHULE -DR AMBEDKAR THOUGHTS & RESEARCH		9,402		3,402				
TARABAI SHINDE WOMEN'S STUDY CENTRE		49,375		12,375				
GOPINATH MINUDHE NATIONAL RURAL DEV & RES INSTI		4,130		4,130				
VAMANODADA KARDAK STUDY CENTRE		34,500						
VILASRAO DESHMUKH STUDY CENTRE		64,000						
<b>TOTAL:</b>		<b>3,63,959</b>	<b>6,000</b>	<b>23,309</b>	<b>0</b>	<b>0</b>	<b>0</b>	<b>0</b>
<b>HOSTELS &amp; GUEST HOUSE</b>								
KRANTIVIJAY SAVITRIBAI PHULE WOMEN'S HOSTEL		15,000	15,000					
MATOSHRI JIJAU WOMEN'S HOSTEL		15,000	15,000					
POST GRADUATE WOMEN'S HOSTEL NO 3		950		950				
PRIYADASHINI WOMEN'S HOSTEL		30,140	15,000	10,205				
RAMABAI AMBEDKAR MINORITY GIRLS HOSTEL		15,000	15,000					
ECONOMICALLY BACKWARD CLASS GIRLS HOSTEL		16,238	15,000	1,238				
CHHATRAPATI SHIVAJI MAHARAJ BOYS HOSTEL		8,400	8,400					
KARVVEER BHAIURAO PATIL BOYS HOSTEL		10,500	10,500					
MAHARSHI VITTHAL RAMAJI SHINDE BOYS HOSTEL		6,000	6,000					
SIDDHARTHA SANSHODHAN CHHATRA BOYS HOSTEL		10,500	10,500					
FOREIGN STUDENT HOSTEL		12,032	10,500					
STUDENT LOUNGE		4,500	4,500	1,532		9,950		
UNIVERSITY GUEST HOUSE		47,827		5,740		9,950		
<b>TOTAL:</b>		<b>1,97,087</b>	<b>1,25,400</b>	<b>19,665</b>	<b>0</b>	<b>9,950</b>	<b>0</b>	<b>0</b>
<b>OTHER</b>								
KNOWLEDGE RESOURCE CENTRE		5,92,096		44,413		2,92,405		26,335
SUB-CAMPUS LIBRARY - OSMANABAD		3,526						
NET /SET GUIDANCE AND TRAINING CENTRE		1,38,244		4,744				
PRETAS COACHING CENTRE		1,466		1,466				
NATIONAL SERVICE SCHEME		12,95,080						
BOARD OF EXTRA MURAL STUDIES		50,000						
UNIT EMPLOYMENT INFORMATION & GUIDANCE BUREAU		86,756				79,855		
PUBLIC RELATION OFFICE		25,623						
UNIVERSITY HEALTH CENTRE		8,71,221		13,641		22,596		
UNIVERSITY GARDEN		4,67,405		900				
CENTRE FOR INTERNATIONAL RELATION		2,761						
UNIVERSITY CENTRAL WORKSHOP		19,833				4,950		
UNIVERSITY PRESS		8,79,941		7,000		5,349		35,300
<b>TOTAL:</b>		<b>44,33,952</b>	<b>0</b>	<b>72,164</b>	<b>0</b>	<b>4,09,155</b>	<b>35,300</b>	<b>12,36,605</b>
<b>TOTAL:</b>		<b>1,71,21,014</b>	<b>3,29,400</b>	<b>3,68,802</b>	<b>50,000</b>	<b>13,64,215</b>	<b>39,400</b>	<b>21,82,866</b>

**DR. BABASAHEB AMBEDKAR MARATHWADA UNIVERSITY, AURANGABAD**  
**STATEMENT OF RECURRING EXPENDITURE - 2021-2022 (GENERAL FUND)**

**SCHEDULE 'C-II'**

SR NO	NAME AND PARTICULARS	AMOUNT RS
<b>UNIVERSITY OFFICE:</b>		
1	UNIVERSITY OFFICE:	
1	EXPENDITURE ON CONTRACT BASIS WORK	6,94,38,368
2	CAMPUS SECURITY SYSTEM ( SECURITY GUARDS )	1,55,54,225
3	SANITARY WORKER	92,14,993
4	EXTRA DUTY PAY AND OTHER SALARY EXPENDITURE	2,03,160
5	SALARY TO EMPLOYEES ON CONSOLIDATED SALARY	58,10,975
6	SALARY TO INTERNAL-AUDIT UNIT	20,86,568
7	TEACHERS ON CONTRACT BASIS - SALARY	27,22,091
	<b>TOTAL:</b>	<b>10,50,30,380</b>
<b>2 EXAMINATION EXPENDITURE:</b>		
1	CAS EMPLOYEES AND EXAMINER ETC REMUNERATION	3,36,23,263
2	EXAM CENTRE EMPLOYEE SUPERVISOR ETC REMUNERATION	3,22,33,586
3	QUESTION PAPER (ONLINE)	3,00,00,000
4	PRINTING OF ANSWER PAPER / MARK MEMO	8,19,000
5	PRACTICAL EXAMINATION EXPENDITURE	4,64,313
6	ANSWER / QUESTION PAPER DISPATCH AND OTHER	29,900
7	DEGREE PRINTING AND CONVOCATION CEREMONY	4,62,573
8	EXAMINATION AND APPLICATION FORM PRINTING	2,800
9	PRINTING, STATIONERY, PHOTOCOPYING AND OTHER	23,10,827
10	AWARDS TO IDEAL EXAMINATIONS CENTRES	29,673
11	TRAVELLING AND CONVEYANCE ALLOWANCE OF STAFF	9,32,683
12	CONTINGENCY EXPENDITURE	2,77,604
13	MEETING AND OTHER EXPENDITURE	2,09,603
14	POSTAGE	4,90,304
	<b>TOTAL:</b>	<b>10,18,86,129</b>
<b>3 STUDENTS DEVELOPMENT:</b>		
1	CONTINGENCY - UNIVERSITY STUDENTS COUNCIL PROGRAMME	1,700
2	LATE VASANTRAOJI KALE EARN AND LEARN SCHEME - UNIVERSITY	2,79,165
3	STUDENT AID FUND (CONTINGENCY)	9,787
4	VARIOUS CAMPS / WORKSHOP	800
	<b>TOTAL:</b>	<b>2,91,452</b>
<b>4 UNIVERSITY ESTATE:</b>		
1	BUILDING REPAIR, MAINTENANCE AND COLOURING	2,39,21,292
2	CONTINGENCY EXPENDITURE	46,014
3	ELECTRICITY BILL	1,02,33,038
4	FIRE FIGHTING MACHINERY - REFILLING	1,65,875
5	INSURANCE PREMIUM - BUILDING VEHICLE CASH AND VALUABLES	27,34,360
6	CORPORATION TAX - WATER SUPPLY TAX	12,15,450
7	CORPORATION TAX / PERMISSION / LAND MEASUREMENT / AREA REPAIR	63,62,204
8	REPAIR AND MAINTENANCE TO EQUIPMENT	12,10,589
9	TRACTOR REPAIRING	4,154
10	WATER AND ELECTRICITY SUPPLY MATERIAL	14,97,725
11	HOSTEL, GUEST HOUSE, CANTEEN, AUDITORIUM REPAIR	8,78,341
	<b>TOTAL:</b>	<b>4,82,69,042</b>
<b>5 UNIC:</b>		
1	CONTINGENCY EXPENDITURE	8,000
2	INTERNET CONNECTIVITY AND ARNET CONTRIBUTION	17,11,642
3	RENEWAL OF SOFTWARE LICENCING	15,34,445
4	REPAIR AND MAINTENANCE TO EQUIPMENT	81,260
5	WEB SITE REPAIRS AND MAINTENANCE	2,26,128
	<b>TOTAL:</b>	<b>35,61,475</b>

Expenditure on Salary Component

**DR. BABASAHEB AMBEDKAR MARATHWADA UNIVERSITY, AURANGABAD**  
**STATEMENT OF SALARY EXPENDITURE FOR THE YEAR 2021-2022**  
**SCHEDULE 'B'**

SR NO	NAME OF THE DEPARTMENT / SECTION	AMOUNT RS.
1	UNIVERSITY OFFICE : VICE-CHANCELLOR / REGISTRAR <b>ADMINISTRATIVE STAFF :</b> (a) ACADEMIC SECTION (b) PG SECTION (c) EXAMINATION SECTION (d) FINANCE AND ACCOUNTS SECTION (e) ESTABLISHMENT SECTION (f) PRE-AUDIT SECTION (g) OTHER STAFF (h) STATISTICAL UNIT (i) SPECIAL CELL	12474059 15476979 5087378 35584059 16191454 31318662 1417710 12088261 5820830 2037315
2	CHANGE IN PAY SCALE /LTC /LEAVE ENCASHMENT	4736401
3	ARREARS / DEARNESS ALLOWANCES Etc.	983958
4	LIFELONG EDUCATION AND EXTENSION	6142697
5	COLLEGE TRIBUNAL	5203750
6	USIC - SERVICE AND INSTRUMENTATION CENTRE	3518251
7	BOARD OF EXTRA MURAL STUDIES	2148486
8	UNIVERSITY GARDEN	8917211
9	CENTRAL WORKSHOP	4215825
10	KNOWLEDGE RESOURCE CENTRE	21771325
11	UNIVERSITY ESTATE	32998853
12	HEALTH CENTRE	3857041
13	STUDENT DEVELOPMENT	6037357
14	GUEST HOUSE	544746
	<b>Total Rs. (A)</b>	<b>238572608</b>
15	<b>EDUCATIONAL DEPARTMENTS:</b>	
1	MARATHI	8214364
2	HINDI	11651615
3	ENGLISH	16703370
4	URDU	2818867
5	PALI AND BUDDHISM	384565
6	FOREIGN LANGUAGE	1431043
7	HISTORY	14605417
8	GEOGRAPHY	1262090
9	POLITICAL SCIENCE	8415258
10	SOCIOLOGY	12500570
11	PUBLIC ADMINISTRATION	12254451
12	ECONOMICS	16270901
13	JOURNALISM AND MASS COMMUNICATION	3502442
14	LIBRARY & INFORMATION SCIENCE	5432335
15	COMMERCE	15076799
16	MANAGEMENT SCIENCE	7915826
17	TOURISM ADMINISTRATION	3298319
18	MATHEMATICS	10456776
19	STATISTICS	7649412
20	ZOOLOGY	31560511
21	PHYSICS	29903312

Other Expenditures

**DR. BABASAHEB AMBEDKAR MARATHWADA UNIVERSITY, AURANGABAD**  
THE BREAK-UP OF RECURRING EXPENDITURE FOR THE YEAR 2021-2022 (GENERAL FUND)  
SCHEDULE 'C1'

PARTICULARS NAME OF DEPARTMENT / SECTION	TOTAL	HONORARIUM / OTHER SALARY EXPENSES	CONTINGENCY / MISCELLANEOUS	PRINTING & STATIONERY / COMPUTER STATIONERY / POSTAGE /DOCUMENTATION	REPAIR & MAINTENANCE TO COMPUTERS & EQUIPMENT'S AND OTHER	TELEPHONE / INTERNET / ELECTRICITY / SOFTWARE LICENCING / E-LEARNING	SELF SUPPORTED COURSES
1	2	3	4	5	6	7	8
<b>RESEARCH AND STUDY CENTRE</b>							
MAHATMA JYOTIBA PHULE PRATISHTHAN	1,47,402		3,402				
RAJARSHEE SHAHU MAHARAJ RESEARCH CENTRE	17,480						
GAUTAM BUDDHA STUDY CENTRE	3,350						
CHHATRAPATI SHIVAJI MAHARAJ STUDY CENTRE	10,000						
MAHATMA GANDHI STUDY CENTRE	3,000						
SHAHID BHAGATSING CHAIR	15,000						
RURAL PROBLEMS RESEARCH CENTRE	6,000	6,000					
MAHATMA PHULE -DR AMBEDKAR THOUGHTS & RESEARCH	9,402		3,402				
TARABAI SHINDE WOMEN'S STUDY CENTRE	49,375		12,375				
GOPINATH MUNDHE NATIONAL RURAL DEV & RES INSTI	4,130		4,130				
VAMANADA KARDAK STUDY CENTRE	34,500						
VILASRAO DESHMUKH STUDY CENTRE	64,000						
<b>TOTAL</b>	<b>3,63,559</b>	<b>6,000</b>	<b>23,309</b>	<b>0</b>	<b>0</b>	<b>0</b>	<b>0</b>
<b>HOSTELS &amp; GUEST HOUSE</b>							
KRANTIVYOT SAVITRIBAI PHULE WOMEN'S HOSTEL	15,000	15,000					
MATOSHRI JIJAU WOMEN'S HOSTEL	15,000	15,000					
POST GRADUATE WOMEN'S HOSTEL NO 3	950		950				
PRIVADASHINI WOMEN'S HOSTEL	30,140	15,000	10,205				
RAMABAI AMBEDKAR MINORITY GIRLS HOSTEL	15,000	15,000					
ECONOMICALLY BACKWARD CLASS GIRLS HOSTEL	16,238		1,238				
CHHATRAPATI SHIVAJI MAHARAJ BOYS HOSTEL	8,400	8,400					
KARMVeer BHAIURAO PATIL BOYS HOSTEL	10,500	10,500					
MAHARSHI VITTHAL RAMAJI SHINDE BOYS HOSTEL	6,000	6,000					
SIDDHARTHA SANSKODHAN CHHATRA BOYS HOSTEL	10,500	10,500					
FOREIGN STUDENT HOSTEL	12,032		1,532				
STUDENT LOUNGE	4,500	4,500					
UNIVERSITY GUEST HOUSE	47,827		5,740		9,950		
<b>TOTAL</b>	<b>1,92,087</b>	<b>1,25,400</b>	<b>19,655</b>	<b>0</b>	<b>9,950</b>	<b>0</b>	<b>0</b>
<b>OTHER</b>							
KNOWLEDGE RESOURCE CENTRE	5,92,096		44,413		2,92,405		26,335
SUB-CAMPUS LIBRARY - OSMANAABAD	3,526						
NET /SET GUIDANCE AND TRAINING CENTRE	1,39,244		4,744				
PRE IAS COACHING CENTRE	1,466		1,466				
NATIONAL SERVICE SCHEME	12,95,080						
BOARD OF EXTRA RURAL STUDIES	50,000				79,855		12,12,270
UNI EMPLOYMENT INFORMATION & GUIDANCE BUREAU	86,756						
PUBLIC RELATION OFFICE	25,623						
UNIVERSITY HEALTH CENTRE	8,71,221		13,641				
UNIVERSITY GARDEN	4,67,405		900		22,596		
CENTRE FOR INTERNATIONAL RELATION	2,761				4,950		
UNIVERSITY CENTRAL WORKSHOP	19,833			7,000	5,349	35,300	
UNIVERSITY PRESS	8,79,941		72,154		4,05,155	35,300	12,38,605
<b>TOTAL</b>	<b>1,71,21,014</b>	<b>0</b>	<b>72,154</b>	<b>0</b>	<b>4,05,155</b>	<b>35,300</b>	<b>12,38,605</b>
<b>TOTAL:</b>	<b>1,71,21,014</b>	<b>3,29,400</b>	<b>3,68,802</b>	<b>50,000</b>	<b>13,64,215</b>	<b>38,400</b>	<b>21,82,886</b>

**DR. BABASAHEB AMBEDKAR MARATHWADA UNIVERSITY, AURANGABAD**  
**STATEMENT OF RECURRING EXPENDITURE - 2021-2022 (GENERAL FUND)**

**SCHEDULE ' C-II '**

SR NO	NAME AND PARTICULARS	AMOUNT RS
<b>1 UNIVERSITY OFFICE:</b>		
1	EXPENDITURE ON CONTRACT BASIS WORK	6,94,38,368
2	CAMPUS SECURITY SYSTEM ( SECURITY GUARDS )	1,55,54,225
3	SANITARY WORKER	92,14,993
4	EXTRA DUTY PAY AND OTHER SALARY EXPENDITURE	2,03,160
5	SALARY TO EMPLOYEES ON CONSOLIDATED SALARY	58,10,975
6	SALARY TO INTERNAL-AUDIT UNIT	20,86,568
7	TEACHERS ON CONTRACT BASIS - SALARY	27,22,091
	<b>TOTAL:</b>	<b>10,50,30,380</b>
<b>2 EXAMINATION EXPENDITURE:</b>		
1	CAS EMPLOYEES AND EXAMINER ETC REMUNERATION	3,36,23,263
2	EXAM CENTRE EMPLOYEE, SUPERVISOR ETC REMUNERATION	3,22,33,586
3	QUESTION PAPER (ONLINE)	3,00,00,000
4	PRINTING OF ANSWER PAPER / MARK MEMO	8,19,000
5	PRACTICAL EXAMINATION EXPENDITURE	4,64,313
6	ANSWER / QUESTION PAPER DISPATCH AND OTHER	29,900
7	DEGREE PRINTING AND CONVOCATION CEREMONY	4,62,573
8	EXAMINATION AND APPLICATION FORM PRINTING	2,800
9	PRINTING, STATIONERY, PHOTOCOPYING AND OTHER	23,10,827
10	AWARDS TO IDEAL EXAMINATIONS CENTRES	29,673
11	TRAVELLING AND CONVEYANCE ALLOWANCE OF STAFF	9,32,683
12	CONTINGENCY EXPENDITURE	2,77,604
13	MEETING AND OTHER EXPENDITURE	2,09,603
14	POSTAGE	4,90,304
	<b>TOTAL:</b>	<b>10,18,86,129</b>
<b>3 STUDENTS DEVELOPMENT:</b>		
1	CONTINGENCY - UNIVERSITY STUDENTS COUNCIL PROGRAMME	1,700
2	LATE VASANTRAOJI KALE EARN AND LEARN SCHEME - UNIVERSITY	2,79,165
3	STUDENT AID FUND (CONTINGENCY)	9,787
4	VARIOUS CAMPS / WORKSHOP	800
	<b>TOTAL:</b>	<b>2,91,452</b>
<b>4 UNIVERSITY ESTATE:</b>		
1	BUILDING REPAIR, MAINTENANCE AND COLOURING	2,39,21,292
2	CONTINGENCY EXPENDITURE	46,014
3	ELECTRICITY BILL	1,02,33,038
4	FIRE FIGHTING MACHINERY - REFILLING	1,65,875
5	INSURANCE PREMIUM - BUILDING, VEHICLE, CASH AND VALUABLES	27,34,360
6	CORPORATION TAX - WATER SUPPLY TAX	12,15,450
7	CORPORATION TAX / PERMISSION / LAND MEASUREMENT / AREA REPAIR	63,62,204
8	REPAIR AND MAINTENANCE TO EQUIPMENT	12,10,589
9	TRACTOR REPAIRING	4,154
10	WATER AND ELECTRICITY SUPPLY MATERIAL	14,97,725
11	HOSTEL, GUEST HOUSE, CANTEEN, AUDITORIUM REPAIR	8,78,341
	<b>TOTAL:</b>	<b>4,82,69,042</b>
<b>5 UNIC:</b>		
1	CONTINGENCY EXPENDITURE	8,000
2	INTERNET CONNECTIVITY AND ARNET CONTRIBUTION	17,11,642
3	RENEWAL OF SOFTWARE LICENCING	15,34,445
4	REPAIR AND MAINTENANCE TO EQUIPMENT	81,260
5	WEB SITE REPAIRS AND MAINTENANCE	2,26,128
	<b>TOTAL:</b>	<b>35,61,475</b>



**SCHEDULE ' C-II '**

SR NO	NAME AND PARTICULARS	AMOUNT RS
<b>10</b>	<b>SUB-CAMPUS OSMANABAD OFFICE:</b>	
1	SALARY TO EMPLOYEES ON CONSOLIDATED SALARY	12,08,031
2	CAMPUS SECURITY SYSTEM ( SECURITY GUARDS )	14,96,848
3	DAILY WAGERS AND WORK ON CONTRACT BASIS	26,15,980
4	HONORARIUM TO GUEST LECTURE (VISITING PROFESSOR)	1,21,200
5	FUNCTIONS AND CULTURAL PROGRAMME	1,13,978
6	STUDENT DEVELOPMENT	32,471
7	ADVERTISEMENT	2,755
8	TRAVELLING ALLOWANCE TO TEACHERS AND DELEGATES	1,30,616
9	DEVELOPMENT / SERVICE CHARGES	10,26,413
10	SERVICE - WATER AND ELECTRICITY	3,91,436
11	GARDENS AND CAMPUS DEVELOPMENT	35,345
12	PRINTING, STATIONERY AND INFORMATION BROCHURE	34,907
13	REPAIR & MAINTENANCE TO COMPUTERS AND EQUIPMENT	14,600
14	DIESEL AND GAS EXPENDITURE	42,249
15	CONTINGENCY EXPENDITURE	19,950
16	INSURANCE	18,838
17	BANK CHARGES	1,163
	<b>TOTAL:</b>	<b>73,06,780</b>
<b>11</b>	<b>OTHER:</b>	
1	DR B A M UNIVERSITYS SANTPEETH, PAITHAN	43,059
2	COLLEGE TRIBUNAL - MISCELLANEOUS EXPENDITURE	2,421
3	AFFILIATION FEES REFUND	1,33,076
4	COLLEGE OF SOCIAL WORK	10,040
	<b>TOTAL:</b>	<b>1,88,596</b>
	<b>TOTAL EXPENDITURE - SCHEDULE ' C-II ' (GENERAL FUND):</b>	<b>31,89,19,606</b>
	<b>SD/-</b>	
	<b>P. S. DESHMUKH</b>	
	<b>I/C FINANCE &amp; ACCOUNTS OFFICER</b>	

(In Lakhs)


## FINANCIAL YEAR 2020-21

Head/Sub head of Expenditure	Item of expenditure	Expenditure for infrastructure development and augmentation (in INR)	Expenditure on purchase of books/ebooks and subscription to journals/e-journals (in INR)	Expenditure on maintenance of physical facilities and academic support facilities (in INR)	expenditure on Salary component/wages (in INR)	Other expenditures (in INR)
Non-Recurring Expenditure	Equipment & Apparatus	34.07				
	Computers & Peripherals	5.14				
	Furniture & Fixtures	4.49				
	Building Construction	1459.28				
	Plan / Non-Plan Expenditures	544.12				
Non-Recurring Expenditure	Books		0.23			
Recurring Expenditure (C-I)	University Departments			135.32		
	Sub-Campus Departments			1.28		
	Research & Study Center			15.20		
	Hostels & Guest House			4.62		
Recurring Expenditure (C-II)	Examination Expenditure			1140.26		

*Stamp*  
 Finance & Accounts Officer  
 Dr. Babasaheb Ambedkar  
 Marathwada University,  
 Chhatrapati Sambhaji Maharaj

For SUNIL SATUNKE & ASSOCIATES  
 CHARTERED ACCOUNTANT  
 M.NO.105421 PROPRIETOR

	Students Development			3.75		
	University Estate			27.25		
	University Network & Information Center			50.04		
	General Schemes of Teaching & Research			102.55		
Salary Expenditure (Schedule B)	Salary				6561.49	
Recurring Expenditure (C-I)	Others					23.26
Recurring Expenditure (C-II)	Printing, Stationery & Postage					45.94
	Travelling & Conveyance Allowance					22.65
	Miscellaneous Expenditure					230.50
	Sub-Campus Office					57.50
	Others					56.58
	<b>Total</b>	<b>2047.10</b>	<b>0.23</b>	<b>1480.27</b>	<b>6561.49</b>	<b>436.43</b>

  
 Finance & Accounts Officer  
 Dr. Babasaheb Bedkar  
 Maharashtra University,  
 Chhatrapati Sambhaji Maharaj.

For SUNIL SALUNKE & ASSOCIATES  
 CHARTERED ACCOUNTANT  
  
 M.NO.105421 PROPRIETOR

Expenditure for Infrastructure Development and Augmentation

<b>DR. BABASAHEB AMBEDKAR MARATHWADA UNIVERSITY, AURANGABAD</b>		
<b>STATEMENT OF NON-RECURRING EXPENDITURE - 2020-2021 (GENERAL FUND)</b>		
<b>SCHEDULE 'D'</b>		
SR NO	ACCOUNTS HEAD	EXPENDITURE
<b>1 BOOKS:</b>		
1	KNOWLEDGE RESOURCE CENTRE - BOOK	9,588
2	LIBRARY - OSMANABAD - BOOK / JOURNAL	13,630
<b>TOTAL:</b>		<b>23,218</b>
<b>2 EQUIPMENTS &amp; APPARATUS:</b>		
1	GEOGRAPHY	46,111
2	CHEMISTRY	35,400
3	PHYSICS - MEMS LABORATORY	22,600
4	BIO CHEMISTRY	21,240
5	BOTANY	284,644
6	CHEMICAL TECHNOLOGY	796,380
7	DRAMATICS	33,500
8	RUSA - CAST	54,524
9	CENTRAL FACILITY FOR ADVANCED RESEARCH AND TRAINING	183,136
10	UNIC	14,765
11	UNIVERSITY OFFICE - ELECTRONIC APPARATUS / CCTV / INVERTOR	570,780
12	ESTATE - TOOLS AND EQUIPMENT	6,544
13	ESTATE - ALTERNET ELECTRICITY SUPPLY SYSTEM	10,770
14	ESTATE - CENTRAL WATER RO SYSTEM	449,378
15	STUDENT DEVELOPMENT	13,000
16	OFFICE - OSMANABAD	829,875
17	MICRO-BIOLOGY - OSMANABAD	34,700
<b>TOTAL:</b>		<b>3,407,347</b>
<b>3 COMPUTER AND PERIPHERALS:</b>		
1	EXAM REFORM	48,000
2	UNIVERSITY OFFICE	54,250
3	UNIC - NETWORKING / WI-FI	402,765
4	UNIC - SOFTWARE LICENSING	4,157
5	PHYSICS - OSMANABAD	5,599
<b>TOTAL:</b>		<b>514,771</b>
<b>4 FURNITURE &amp; FIXTURES:</b>		
1	PHYSICS	108,265
2	UNIVERSITY ACADEMIC SECTION	70,210
3	UNIVERSITY ADMINISTRATIVE SECTION	236,130
4	GUEST HOUSE	34,860
<b>TOTAL:</b>		<b>449,465</b>
<b>5 BUILDING CONSTRUCTION:</b>		
1	SANSKRIT / PSYCHOLOGY DEPARTMENT	679,495
2	LAW SCHOOL	1,419,000
3	DIGITAL STUDIO	808,942
4	CENTRE FOR VOCATIONAL TRAINING	18,406,812
5	POL HEBERT CENTRE	9,114,999

(41)

**DR. BABASAHEB AMBEDKAR MARATHWADA UNIVERSITY, AURANGABAD**

STATEMENT SHOWING THE PLAN / NON PLAN EXPENDITURE (NON-RECURRING 2020-21)

**SCHEDULE 'E'**

SR NO	ACCOUNT HEAD	TOTAL	BUILDING	FURNITURE	EQUIPMENT	VEHICLE
1	2	3	4	5	5	6
1	CONSTRUCTION OF BUILDING (GOM)	2,813,891	2,813,891	-	-	-
2	EQUIPMENT (GOI)	63,498	-	-	63,498	-
3	EQUIPMENT (UGC)	865,500	-	-	865,500	-
4	VEHICLE (GOI)	1,900,000	-	-	-	1,900,000
5	RUSA - CONSTRUCTION OF BUILDING (GOM)	33,824,454	33,824,454	-	-	-
6	RUSA - FURNITURE (GOM)	1,198,212	-	1,198,212	-	-
7	RUSA - EQUIPMENT (GOM)	13,746,980	-	-	13,746,980	-
	<b>Total</b>	<b>54,412,535</b>	<b>36,638,345</b>	<b>1,198,212</b>	<b>14,675,978</b>	<b>1,900,000</b>

Sd/-

**P. S. DESHMUKH**

**I/C FINANCE & ACCOUNTS OFFICER**

**Expenditure on Purchase of Books/E-books and subscription to Journals / E-Journals**

<b>DR. BABASAHEB AMBEDKAR MARATHWADA UNIVERSITY, AURANGABAD</b>		
<b>STATEMENT OF NON-RECURRING EXPENDITURE - 2020-2021 (GENERAL FUND)</b>		
<b>SCHEDULE 'D'</b>		
SR NO	ACCOUNTS HEAD	EXPENDITURE
<b>1 BOOKS:</b>		
1	KNOWLEDGE RESOURCE CENTRE - BOOK	9,588
2	LIBRARY - OSMANABAD - BOOK / JOURNAL	13,630
	<b>TOTAL:</b>	<b>23,218</b>
<b>2 EQUIPMENTS &amp; APPARATUS:</b>		
1	GEOGRAPHY	46,111
2	CHEMISTRY	35,400
3	PHYSICS - MEMS LABORATORY	22,600
4	BIO CHEMISTRY	21,240
5	BOTANY	284,644
6	CHEMICAL TECHNOLOGY	796,380
7	DRAMATICS	33,500
8	RUSA - CAST	54,524
9	CENTRAL FACILITY FOR ADVANCED RESEARCH AND TRAINING	183,136
10	UNIC	14,765
11	UNIVERSITY OFFICE - ELECTRONIC APPARATUS / CCTV / INVERTOR	570,780
12	ESTATE - TOOLS AND EQUIPMENT	6,544
13	ESTATE - ALTERNET ELECTRICITY SUPPLY SYSTEM	10,770
14	ESTATE - CENTRAL WATER RO SYSTEM	449,378
15	STUDENT DEVELOPMENT	13,000
16	OFFICE - OSMANABAD	829,875
17	MICRO-BIOLOGY - OSMANABAD	34,700
	<b>TOTAL:</b>	<b>3,407,347</b>
<b>3 COMPUTER AND PERIPHERALS:</b>		
1	EXAM REFORM	48,000
2	UNIVERSITY OFFICE	54,250
3	UNIC - NETWORKING / WI-FI	402,765
4	UNIC - SOFTWARE LICENSING	4,157
5	PHYSICS - OSMANABAD	5,599
	<b>TOTAL:</b>	<b>514,771</b>
<b>4 FURNITURE &amp; FIXTURES:</b>		
1	PHYSICS	108,265
2	UNIVERSITY ACADEMIC SECTION	70,210
3	UNIVERSITY ADMINISTRATIVE SECTION	236,130
4	GUEST HOUSE	34,860
	<b>TOTAL:</b>	<b>449,465</b>
<b>5 BUILDING CONSTRUCTION:</b>		
1	SANSKRIT / PSYCHOLOGY DEPARTMENT	679,495
2	LAW SCHOOL	1,419,000
3	DIGITAL STUDIO	808,942
4	CENTRE FOR VOCATIONAL TRAINING	18,406,812
5	POL HERBERT CENTRE	9,114,999

## Expenditure on Maintenance of Physical Facilities and Academic Support Facilities

<b>DR. BABASAHEB AMBEDKAR MARATHIWADA UNIVERSITY, AURANGABAD</b>							
<b>THE BREAK-UP OF RECURRING EXPENDITURE FOR THE YEAR 2020-2021 (GENERAL FUND)</b>							
<b>SCHEDULE 'C-I'</b>							
1	2	3	4	5	6	7	8
UNIVERSITY DEPARTMENTS	TOTAL	HONORARIUM / OTHER SALARY EXPENSES	CONTINGENCY / MISCELLANEOUS	PRINTING & STATIONERY / COMPUTER STATIONERY / POSTAGE	REPAIR & MAINTENANCE TO COMPUTERS & EQUIPMENTS AND OTHER	TELEPHONE / INTERNET / ELECTRICITY / SOFTWARE LICENCING / E-LEARNING	SELF SUPPORTED COURSES
NAME OF DEPARTMENT / SECTION	TOTAL	HONORARIUM / OTHER SALARY EXPENSES	CONTINGENCY / MISCELLANEOUS	PRINTING & STATIONERY / COMPUTER STATIONERY / POSTAGE	REPAIR & MAINTENANCE TO COMPUTERS & EQUIPMENTS AND OTHER	TELEPHONE / INTERNET / ELECTRICITY / SOFTWARE LICENCING / E-LEARNING	SELF SUPPORTED COURSES
MARATHI	11,121		2,390				
HINDI	27,642		19,660				4,000
ENGLISH	159,343		16,507				140,451
URDU	17,872		1,850				
PAL & BUDDHISM	35,345		2,800				
SANSKRIT	7,923		685				
FOREIGN LANGUAGES	1,983		1,983				
HISTORY	415,348	198,000	25,785				89,803
GEOGRAPHY	26,884		7,882				19,002
POLITICAL SCIENCE	2,740		2,740				
SOCIOLOGY	18,000						
PUBLIC ADMINISTRATION	64,690		2,740				12,000
ECONOMICS	227,962		6,988				195,100
PSYCHOLOGY	14,000						14,000
JOURNALISM & MASS COMMUNICATION	442,695					3,068	390,058
LIBRARY & INFORMATION SCIENCE	16,947		1,405				
COMMERCE	377,822		49,285				226,282
MANAGEMENT SCIENCE	218,274		18,203				86,200
TOURISM ADMINISTRATION	1,370		1,370				
MATHEMATICS	2,775		2,775				
STATISTICS	34,226		6,745				
ZOOLOGY	563,458		9,114				21,586
POL. HERBERT CENTRE FOR DNA BARCODING CENTRE FOR COSTAL & MARINE BIODIVERSITY PHYSICS	140,348	20,637					23,115
ELECTRONICS	269,988		4,641		7,080		1,000
DIN DAYAL UDAHVAY KAUSHAL KENDRA	215,871		15,542		18,467		
CENTRAL ADVANCE RESEARCH AND TRAINING FACILITY	249,625		20,195		245,558		
RUSA	278,422		4,067		66,382		800
CHEMISTRY	2,953,174		11,505		155,123		510
BIO-CHEMISTRY	232,017		15,029		87,669		
ENVIRONMENTAL SCIENCE	1,381,075		4,001		99,989		
CHEMICAL TECHNOLOGY	803,790		14,464		1,560		
PRINTING TECHNOLOGY	1,063,488		9,765		53,700		
COMPUTER SCIENCE & IT	27,228		11,015				100,063
INFORMATION TECHNOLOGY	207,538		4,637				
LAW	13,810		2,913				
PHYSICAL EDUCATION	15,376		8,445				41,500
UNIVERSITY BOARD OF SPORT	23,885		25,121		51,820		
DRAMATICS	1,294,891		2,054				
FINE ART	78,049		4,710				
MUSIC	24,732		680				
HUMAN RESOURCE DEVELOPMENT CENTRE	1,087,131						1,087,131
LIFELONG EDUCATION AND EXTENSION	5,720						
	340,409						44,140
	340,409						
<b>TOTAL</b>	<b>13,733,731</b>	<b>218,637</b>	<b>350,707</b>	<b>124,500</b>	<b>826,287</b>	<b>3,068</b>	<b>2,476,742</b>
<b>SUB-CAMPUS OSMANABAD DEPARTMENTS</b>							
CHEMISTRY - OSMANABAD	16,233		913				
WATER & LAND MANAGEMENT - OSMANABAD	8,650		4,000				
EDUCATION - OSMANABAD	13,400		13,400				
PHYSICS - OSMANABAD	36,237		9,440				
DRAMATICS - OSMANABAD	23,225		400				
MANAGEMENT SCIENCE - OSMANABAD	30,543		6,100				
<b>TOTAL</b>	<b>128,288</b>	<b>0</b>	<b>34,253</b>	<b>0</b>	<b>0</b>	<b>0</b>	<b>0</b>

**DR. BABASAHEB AMBEDKAR MARATHWADA UNIVERSITY, AURANGABAD**  
**THE BREAK-UP OF RECURRING EXPENDITURE FOR THE YEAR 2020-2021 (GENERAL FUND)**  
**SCHEDULE 'C-1'**

PARTICULARS NAME OF DEPARTMENT / SECTION	2 TOTAL	3 HONORARIUM / OTHER SALARY EXPENSES	4 CONTINGENCY / MISCELLANEOUS	5 PRINTING & STATIONERY / COMPUTER STATIONERY / POSTAGE	6 REPAIR & MAINTENANCE TO COMPUTERS & EQUIPMENT'S AND OTHER	7 TELEPHONE / INTERNET / ELECTRICITY / SOFTWARE LICENCING / E-LEARNING	8 SELF SUPPORTED COURSES
<b>1 RESEARCH AND STUDY CENTRE</b>							
MAHATMA JYOTIBA PHULE PRATISHTHAN	90,400						
DR. BABASAHEB AMBEDKAR RESEARCH CENTRE	54,000						
RAJASHEE SHAHU MAHARAJ RESEARCH CENTRE	63,000						
GAJUTAM BUDDHA STUDY CENTRE	120,000						
CHHATRAPATI SHIVAJI MAHARAJ STUDY CENTRE	66,000						
MAHATMA GANDHI STUDY CENTRE	123,404						
SAAKAR N BALASAHEB PAWAR STUDY CENTRE	64,000						
SHAHID BHAGATSING CHAIR	104,000						
RURAL PROBLEMS RESEARCH CENTRE	198,000						
VASANTIRAO NAIK STUDY CENTRE	170,000						
MAHATMA PHULE -DR AMBEDKAR THOUGHTS & RESEARCH	14,650		2,150				
TARAJAI SHINDE WOMEN'S STUDY CENTRE	293,148		7,038				
VILASRAO DESHMUKH STUDY CENTRE	159,804		1,638				
<b>TOTAL</b>	<b>1,530,506</b>	<b>0</b>	<b>10,826</b>	<b>0</b>	<b>0</b>	<b>0</b>	<b>0</b>
<b>2 HOSTELS &amp; GUEST HOUSE</b>							
KRANTIVYOTI SAVITRIBAI PHULE WOMEN'S HOSTEL	21,389	16,500					
MAJOSHRI JIJAU WOMEN'S HOSTEL	47,281	16,500					
POST GRADUATE WOMEN'S HOSTEL NO 3	5,881	16,500					
PRIVADARSHINI WOMEN'S HOSTEL	20,900	16,500	400				
RAVAABI AMBEDKAR MINORITY GIRLS HOSTEL	42,224	16,500	20,746				
CEDT - NILET WOMEN'S HOSTEL	4,885	16,500	720				
ECONOMICALLY BACKWARD CLASS GIRLS HOSTEL	39,725	16,500					
CHHATRAPATI SHIVAJI MAHARAJ BOYS HOSTEL	44,689	18,000					
KARWVEER BHAURAO PATIL BOYS HOSTEL	28,572	18,000					
MAHARSHI VITHAL RAMAJI SHINDE BOYS HOSTEL	44,689	18,000					
SHAHID BHAGATSINGH BOYS HOSTEL	49,689	18,000					
SIDDHARTHA SAMSHODHAN CHHATRA BOYS HOSTEL	54,260	18,000					
FOREIGN STUDENT HOSTEL	22,100	18,000					
STUDENT LOUNGE	5,981		4,100				
GURUDEY RAVINDRANATH TAGORE SHIKSHAK BHAVAN	1,140						
UNIVERSITY GUEST HOUSE	27,740	10,148					
VIDYAPRAHODHINI (ASC) GUEST HOUSE	1,583						
<b>TOTAL</b>	<b>462,778</b>	<b>200,648</b>	<b>25,966</b>	<b>0</b>	<b>0</b>	<b>0</b>	<b>0</b>
<b>3 OTHER</b>							
KNOWLEDGE RESOURCE CENTRE	201,688		10,975				11,920
SUB-CAMPUS LIBRARY - OSMANABAD	9,147						
PRE-TAS COACHING CENTRE	88,300		6,300				
NATIONAL SERVICE SCHEME	873,741						651,055
UNI EMPLOYMENT INFORMATION & GUIDANCE BUREAU	5,285						
PUBLIC RELATION OFFICE	38,280		4,516				
UNIVERSITY HEALTH CENTRE	461,337	22,714					
UNIVERSITY GARDEN	470,329		2,618		11,600		
UNIVERSITY CENTRAL WORKSHOP	432		432				
UNIVERSITY PRESS	173,167		1,370		13,070		28,460
FOREIGN STUDENT CELL	4,900		4,900				
<b>TOTAL</b>	<b>2,328,615</b>	<b>22,714</b>	<b>31,111</b>	<b>0</b>	<b>24,670</b>	<b>28,460</b>	<b>662,975</b>
<b>TOTAL</b>	<b>17,970,318</b>	<b>441,999</b>	<b>452,863</b>	<b>124,500</b>	<b>850,957</b>	<b>31,528</b>	<b>3,139,717</b>



**DR. BABASAHEB AMBEDKAR MARATHWADA UNIVERSITY, AURANGABAD**  
**STATEMENT OF RECURRING EXPENDITURE - 2020-2021 (GENERAL FUND)**

<b>SCHEDULE 'C-II'</b>		
SR NO	NAME AND PARTICULARS	EXPENDITURE
<b>UNIVERSITY OFFICE:</b>		
1	UNIVERSITY OFFICE	
1	CONSOLIDATED SALARY TO EMPLOYEES	4,379,001
2	CONSOLIDATED SALARY - COMPUTER CENTRE / EXAM UNIT	684,000
3	SALARY TO INTERNAL-AUDIT UNIT	2,026,632
4	EXTRA DUTY PAY AND OTHER SALARY EXPENDITURE	250,632
5	EXPENDITURE ON CONTRACT BASIS WORK	85,365,656
6	CAMPUS SECURITY SYSTEM ( SECURITY GUARDS )	11,372,790
7	SANITARY WORKER	12,795,474
	<b>TOTAL:</b>	<b>116,874,185</b>
<b>2 EXAMINATION EXPENDITURE:</b>		
1	CAS EMPLOYEES AND EXAMINER - REMUNERATION	56,518,517
2	EXAM CENTRE EMPLOYEE SUPERVISOR - REMUNERATION	20,073,450
3	QUESTION PAPER (ONLINE)	20,337,104
4	PRACTICAL EXAMINATION EXPENDITURE	1,928,586
5	PRINTING OF ANSWER PAPER / MARK MEMO	7,201,640
6	DEGREE CERTIFICATE AND CONVOCATION CEREMONY	2,083,571
7	ANSWER PAPER / QUESTION PAPER DISPATCH AND MISC EXP	839,906
8	TRAVELLING & CONVEYANCE TO OFFICERS AND STAFF	1,873,509
9	IDEAL EXAMINATIONS CENTRES AWARDS	47,468
10	PRINTING, STATIONERY AND OTHER MATERIAL	2,593,509
11	CONTINGENCY EXPENDITURE	64,757
12	MEETING AND OTHER EXPENDITURE	244,241
13	POSTAGE	220,451
	<b>TOTAL:</b>	<b>114,026,709</b>
<b>3 STUDENTS DEVELOPMENT:</b>		
1	CENTRAL YOUTH FESTIVAL	10,625
2	UNIVERSITY STUDENTS COUNCIL PROGRAMME	9,810
3	INDRA-DHANUSHYA, WEST-ZONE - YOUTH FESTIVAL	39,295
4	LATE VASANTRAOJI KALE EARN AND LEARN SCHEME	58,739
5	STUDENT AID FUND (CONTINGENCY)	214,537
6	VARIOUS CAMPS / WORKSHOP / TRAINING ETC	15,000
7	VARIOUS COMPETITION	21,725
8	PROGRAMME - UNDER HON'BLE CHANCELLORS OFFICE	6,158
	<b>TOTAL:</b>	<b>375,889</b>
<b>4 UNIVERSITY ESTATE:</b>		
1	BUILDING REPAIR, MAINTENANCE AND COLOURING	8,027,671
2	ELECTRICITY BILL	9,397,211
3	WATER AND ELECTRICITY SUPPLY MATERIAL	559,014
4	CORPORATION TAX - PERMISSION / MEASUREMENT	4,977,663
5	INSURANCE - BUILDING, VEHICLE, CASH AND VALUABLES	2,710,269
6	FIRE FIGHTING MACHINERY - REFILLING	67,305
7	HOSTEL, GUEST HOUSE CANTEN, AUDITORIUM REPAIR	443,236
8	REPAIR AND MAINTENANCE TO EQUIPMENT	165,457
9	CONTINGENCY EXPENDITURE	52,555
10	DRAINAGE	109,210
11	REWIRING	741,560
	<b>TOTAL:</b>	<b>27,251,151</b>
<b>5 GENERAL SCHEMES OF TEACHING AND RESEARCH:</b>		
1	REGULAR EXTENSION LECTURES, TEACHERS REMUNERATION	4,261,050
2	GUEST LECTURE REMUNERATION ( VISITING PROFESSOR)	572,300
3	ASSOCIATED PROFESSOR SCHEME	311,000
4	MINOR RESEARCH PROJECT - AFFILIATED COLLEGES	2,107,115
5	MINOR RESEARCH PROJECT - ACADEMIC SECTION	1,168,239
6	SEMINAR AND CONFERENCES GRANT - COLLEGE	120,000

Expenditure on Salary Component

**DR. BABASAHEB AMBEDKAR MARATHWADA UNIVERSITY, AURANGABAD**  
**STATEMENT OF SALARY EXPENDITURE FOR THE YEAR 2020-2021**  
**SCHEDULE ' B ' 1**

SR NO	NAME OF THE DEPARTMENT / SECTION	SALARY EXPENDITURE
1	<b>UNIVERSITY OFFICE :</b>	
	VICE-CHANCELLOR / REGISTRAR	7388671
	<b>ADMINISTRATIVE STAFF :</b>	
	(a) ACADEMIC SECTION	14285466
	(b) PG SECTION	5129487
	(c) EXAMINATION SECTION	30582002
	(d) FINANCE AND ACCOUNTS SECTION	16703166
	(e) ESTABLISHMENT SECTION	28916136
	(f) PRE-AUDIT SECTION	1095040
	(g) OTHER STAFF	11988391
	(h) STATISTICAL UNIT	6968386
	(i) SPECIAL CELL	1796652
2	CHANGE IN PAY SCALE /LTC /LEAVE ENCASHMENT	4201109
3	ARREARS / DEARNESS ALLOWANCES Etc.	13586001
4	LIFELONG EDUCATION AND EXTENSION	5574808
5	COLLEGE TRIBUNAL	4812909
6	USIC - SERVICE AND INSTRUMENTATION CENTRE	3232736
7	BOARD OF EXTRA MURAL STUDIES	1986224
8	UNIVERSITY GARDEN	9059724
9	EMPLOYMENT INFORMATION & GUIDANCE BUREAU	819164
10	CENTRAL WORKSHOP	3544128
11	KNOWLEDGE RESOURCE CENTRE	20112453
12	UNIVERSITY ESTATE	30241492
13	HEALTH CENTRE	3219928
14	STUDENT DEVELOPMENT	5406248
15	GUEST HOUSE	488476
	<b>Total Rs. (A)</b>	<b>231138797</b>
16	<b>EDUCATIONAL DEPARTMENTS:</b>	
1	MARATHI	7290816
2	HINDI	12911572
3	ENGLISH	15670399
4	URDU	2173045
5	PALI AND BUDDHISM	291712
6	FOREIGN LANGUAGE	1316580
7	HISTORY	12489866
8	POLITICAL SCIENCE	7971849
9	SOCIOLOGY	13481756
10	PUBLIC ADMINISTRATION	9802554
11	ECONOMICS	14773506
12	JOURNALISM AND MASS COMMUNICATION	3101764
13	LIBRARY & INFORMATION SCIENCE	4865756
14	COMMERCE	15742929
15	MANAGEMENT SCIENCE	2643884
16	TOURISM ADMINISTRATION	3018860
17	MATHEMATICS	9410600
18	STATISTICS	5724758
19	ZOOLOGY	32765629
20	PHYSICS	29541855

## Other Expenditures

### DR. BABASAHEB AMBEDKAR MARATHWADA UNIVERSITY, AURANGABAD THE BREAK-UP OF RECURRING EXPENDITURE FOR THE YEAR 2020-2021 (GENERAL FUND) SCHEDULE 'C-1'

1	2	3	4	5	6	7	8
PARTICULARS NAME OF DEPARTMENT / SECTION	TOTAL	HONORARIUM / OTHER SALARY EXPENSES	CONTINGENCY / MISCELLANEOUS	PRINTING & STATIONERY / COMPUTER STATIONERY / POSTAGE	REPAIR & MAINTENANCE TO COMPUTERS & EQUIPMENT'S AND OTHER	TELEPHONE / INTERNET / ELECTRICITY / SOFTWARE LICENCING / E-LEARNING	SELF SUPPORTED COURSES
<b>RESEARCH AND STUDY CENTRE</b>							
MAHATMA JYOTIBA PHULE PRATISHTHAN	90,400						
DR. BABASAHEB AMBEDKAR RESEARCH CENTRE	54,000						
RAJARSHEE SHAHU MAHARAJ RESEARCH CENTRE	63,000						
GAUTAM BUDDHA STUDY CENTRE	1,30,000						
CHHATRAVAATI SHIVAJI MAHARAJ STUDY CENTRE	66,000						
MAHATMA GANDHI STUDY CENTRE	1,23,404						
SANAKAR M BALASAHEB PAWAR STUDY CENTRE	64,000						
SHAHID BHAGATSING CHAIR	104,000						
RURAL PROBLEMS RESEARCH CENTRE	1,98,000						
VASANTIRAO NAIK STUDY CENTRE	1,70,000						
MAHATMA PHULE -DR AMBEDKAR THOUGHTS & RESEARCH	14,650		2,150				
TILAKRAI SHINDE WOMEN'S STUDY CENTRE	293,148		7,038				
VILASRAO DESHMUKH STUDY CENTRE	1,59,804		1,638				
<b>TOTAL:</b>	<b>1,530,406</b>	<b>0</b>	<b>10,826</b>	<b>0</b>	<b>0</b>	<b>0</b>	<b>0</b>
<b>HOSTELS &amp; GUEST HOUSE</b>							
KRANTIVIJAY SAVITRIBAI PHULE WOMEN'S HOSTEL	21,389	16,500					
MATOSHRI JIJAU WOMEN'S HOSTEL	47,281	16,500					
POST GRADUATE WOMEN'S HOSTEL NO. 3	5,881	16,500	400				
PRIVYADASHINI WOMEN'S HOSTEL	20,900	16,500	20,746				
RAHABAI AMBEDKAR MINORITY GIRLS HOSTEL	42,274	16,500					
CEOT - NILET WOMEN'S HOSTEL	4,885						
ECONOMICALLY BACKWARD CLASS GIRLS HOSTEL	39,725	16,500	720				
CHHATRAVAATI SHIVAJI MAHARAJ BOYS HOSTEL	44,689	18,000					
KARNVEER BHAYRAO PATIL BOYS HOSTEL	28,572	18,000					
MARARSHI VITTHAL RAMAJI SHINDE BOYS HOSTEL	44,689	18,000					
SHAHID BHAGATSINGH BOYS HOSTEL	49,689	18,000					
SIDDHARTHA SANSODHDHAN CHHATRA BOYS HOSTEL	54,260	18,000					
FOREIGN STUDENT HOSTEL	22,100	18,000	4,100				
STUDENT LOUNGE	5,981						
GURUDEV RAVINDRANATH TAGORE SHIKSHAK BHAVAN	1,140						
UNIVERSITY GUEST HOUSE	27,740	10,148					
VIDYAPRABHODHINI (ASC) GUEST HOUSE	1,583						
<b>TOTAL:</b>	<b>462,778</b>	<b>200,648</b>	<b>25,966</b>	<b>0</b>	<b>0</b>	<b>0</b>	<b>0</b>
<b>OTHER</b>							
KNOWLEDGE RESOURCE CENTRE	201,688		10,975				11,920
SUB-CAMPUS LIBRARY - OSMANABAD	9,147						
PRETAS COACHING CENTRE	88,300		6,300				
NATIONAL SERVICE SCHEME	873,741						651,055
UNI EMPLOYMENT INFORMATION & GUIDANCE BUREAU	5,285						
PUBLIC RELATION OFFICE	38,289		4,516				
UNIVERSITY HEALTH CENTRE	461,337	22,714					
UNIVERSITY GARDEN	470,329		2,618				
UNIVERSITY CENTRAL WORKSHOP	432		432				
UNIVERSITY PRESS	1,73,167		1,370		13,070	28,460	
FOREIGN STUDENT CELL	4,900		4,900				
<b>TOTAL:</b>	<b>6,316,615</b>	<b>22,714</b>	<b>31,111</b>	<b>0</b>	<b>24,670</b>	<b>28,460</b>	<b>662,975</b>
<b>TOTAL:</b>	<b>17,970,318</b>	<b>441,999</b>	<b>452,863</b>	<b>124,500</b>	<b>850,957</b>	<b>31,528</b>	<b>3,139,717</b>

**DR. BABASAHEB AMBEDKAR MARATHWADA UNIVERSITY, AURANGABAD**  
**STATEMENT OF RECURRING EXPENDITURE - 2020-2021 (GENERAL FUND)**

**SCHEDULE ' C-II '**

SR NO	NAME AND PARTICULARS	EXPENDITURE
<b>1 UNIVERSITY OFFICE:</b>		
1	UNIVERSITY OFFICE:	
1	CONSOLIDATED SALARY TO EMPLOYEES	4,379,001
2	CONSOLIDATED SALARY - COMPUTER CENTRE / EXAM UNIT	684,000
3	SALARY TO INTERNAL-AUDIT UNIT	2,026,632
4	EXTRA DUTY PAY AND OTHER SALARY EXPENDITURE	250,632
5	EXPENDITURE ON CONTRACT BASIS WORK	85,365,656
6	CAMPUS SECURITY SYSTEM ( SECURITY GUARDS )	11,372,790
7	SANITARY WORKER	12,795,474
	<b>TOTAL:</b>	<b>116,874,185</b>
<b>2 EXAMINATION EXPENDITURE:</b>		
1	CAS EMPLOYEES AND EXAMINER - REMUNERATION	56,518,517
2	EXAM CENTRE EMPLOYEE SUPERVISOR - REMUNERATION	20,073,450
3	QUESTION PAPER (ONLINE)	20,337,104
4	PRACTICAL EXAMINATION EXPENDITURE	1,928,586
5	PRINTING OF ANSWER PAPER / MARK MEMO	7,201,640
6	DEGREE CERTIFICATE AND CONVOCATION CEREMONY	2,083,571
7	ANSWER PAPER / QUESTION PAPER DISPATCH AND MISC EXP	839,906
8	TRAVELLING & CONVEYANCE TO OFFICERS AND STAFF	1,873,509
9	IDEAL EXAMINATIONS CENTRES AWARDS	47,468
10	PRINTING, STATIONERY AND OTHER MATERIAL	2,593,509
11	CONTINGENCY EXPENDITURE	64,757
12	MEETING AND OTHER EXPENDITURE	244,241
13	POSTAGE	220,451
	<b>TOTAL:</b>	<b>114,026,709</b>
<b>3 STUDENTS DEVELOPMENT:</b>		
1	CENTRAL YOUTH FESTIVAL	10,625
2	UNIVERSITY STUDENTS COUNCIL PROGRAMME	9,810
3	INDRA-DHANUSHYA WEST-ZONE - YOUTH FESTIVAL	39,295
4	LATE VASANTRAOJI KALE EARN AND LEARN SCHEME	58,739
5	STUDENT AID FUND (CONTINGENCY)	214,537
6	VARIOUS CAMPS / WORKSHOP / TRAINING ETC	15,000
7	VARIOUS COMPETITION	21,725
8	PROGRAMME - UNDER HONBLE CHANCELLORS OFFICE	6,158
	<b>TOTAL:</b>	<b>375,889</b>
<b>4 UNIVERSITY ESTATE:</b>		
1	BUILDING REPAIR, MAINTENANCE AND COLOURING	8,027,671
2	ELECTRICITY BILL	9,397,211
3	WATER AND ELECTRICITY SUPPLY MATERIAL	559,014
4	CORPORATION TAX - PERMISSION / MEASUREMENT	4,977,663
5	INSURANCE - BUILDING VEHICLE CASH AND VALUABLES	2,710,269
6	FIRE FIGHTING MACHINERY - REFILLING	67,305
7	HOSTEL, GUEST HOUSE, CANTEEN, AUDITORIUM REPAIR	443,236
8	REPAIR AND MAINTENANCE TO EQUIPMENT	165,457
9	CONTINGENCY EXPENDITURE	52,555
10	DRAINAGE	109,210
11	REWIRING	741,560
	<b>TOTAL:</b>	<b>27,251,151</b>
<b>5 GENERAL SCHEMES OF TEACHING AND RESEARCH:</b>		
1	REGULAR, EXTENSION LECTURES, TEACHERS REMUNERATION	4,261,050
2	GUEST LECTURE REMUNERATION ( VISITING PROFESSOR)	572,300
3	ASSOCIATED PROFESSOR SCHEME	311,000
4	MINOR RESEARCH PROJECT - AFFILIATED COLLEGES	2,107,115
5	MINOR RESEARCH PROJECT - ACADEMIC SECTION	1,168,239
6	SEMINAR AND CONFERENCES GRANT - COLLEGE	120,000

SCHEDULE ' C-II '		
SR NO	NAME AND PARTICULARS	EXPENDITURE
<b>10</b>	<b>SUB-CAMPUS OSMANABAD OFFICE:</b>	
1	SALARY TO EMPLOYEES ON CONSOLIDATED SALARY	900,921
2	CAMPUS SECURITY SYSTEM ( SECURITY GUARDS )	1,973,197
3	DAILY WAGERS AND WORK ON CONTRACT BASIS	3,008,090
4	HONORARIUM TO GUEST LECTURE (VISITING PROFESSOR)	11,070
5	PRE-AUDIT EXPENDITURE	68,000
6	LEARN AND LEARN SCHEME	113,400
7	FUNCTIONS AND CULTURAL PROGRAMME	196,175
8	ADVERTISEMENT	5,504
9	TELEPHONE AND INTERNET EXPENDITURE	396,900
10	MIDC FEES	47,201
11	TRAVELLING ALLOWANCE TO TEACHERS AND DELEGATES	159,388
12	DEVELOPMENT / SERVICE CHARGES	2,829,076
13	SERVICE - WATER AND ELECTRICITY	1,409,235
14	GARDENS AND CAMPUS DEVELOPMENT	173,880
15	PRINTING, STATIONERY AND INFORMATION BROCHURE	13,336
16	REPAIR & MAINTENANCE TO COMPUTERS AND EQUIPMENT	200,877
17	DIESEL AND GAS EXPENDITURE	9,683
18	CONTINGENCY EXPENDITURE	113,802
19	BANK CHARGES	3,447
	<b>TOTAL:</b>	<b>11,633,182</b>
<b>11</b>	<b>OTHER:</b>	
1	VICE-CHANCELLOR'S DISCRETIONARY GRANT	700,367
2	AFFILIATION FEES REFUND EXPENDITURE	193,187
3	DISASTER MANAGEMENT CM RELIEF FUND	4,764,880
	<b>TOTAL:</b>	<b>5,658,434</b>
	<b>TOTAL EXPENDITURE - SCHEDULE ' C-II ' (GENERAL FUND):</b>	<b>320,990,063</b>

Sd/-

P. S. DESHMUKH  
I/C FINANCE & ACCOUNTS OFFICER

(In Lakhs)

## FINANCIAL YEAR 2019-20

Head/Sub head of Expenditure	Item of expenditure	Expenditure for infrastructure development and augmentation (in INR)	Expenditure on purchase of books/ebooks and subscription to journals/e-journals (in INR)	Expenditure on maintenace of physical facilities and academic support facilities (in INR)	expenditure on Salary component/ wages (in INR)	Other expenditures (in INR)
Non-Recurring Expenditure	Equipment & Apparatus	107.82				
	Computers & Peripherals	24.57				
	Furniture & Fixtures	77.28				
	Building Construction	1642.42				
	Plan / Non-Plan Expenditures	349.44				
Non-Recurring Expenditure	Books		4.81			
Recurring Expenditure (C-I)	University Departments			222.99		
	Sub-Campus Departments			7.62		
	Research & Study Center			22.90		
	Hostels & Guest House			5.78		
Recurring Expenditure (C-II)	Examination Expenditure			1775.70		

*Sampurna*  
 Finance & Accounts Officer  
 Dr. P. S. ...  
 ...  
 ...

For SUNIL SALUNKE & ASSOCIATES  
 CHARTERED ACCOUNTANT  
*Sunil Salunke*  
 2019/20  
 M.NO.105421 PROPRIETOR

	Students Development			131.42		
	University Estate			557.65		
	University Network & Information Center			63.55		
	General Schemes of Teaching & Research			191.08		
Salary Expenditure (Schedule B)	Salary				6178.80	
Recurring Expenditure (C-I)	Others					376.33
Recurring Expenditure (C-II)	Printing, Stationery & Postage					72.73
	Travelling & Conveyance Allowance					57.49
	Miscellaneous Expenditure					241.87
	Sub-Campus Office					64.89
	Others					86.13
	<b>Total</b>	<b>2201.53</b>	<b>4.81</b>	<b>2978.69</b>	<b>6178.80</b>	<b>899.44</b>

*Spampread*  
 Finance & Accounts Officer  
 Dr. Babu ... ..hadkar  
 Marein ... ..ity,  
 Chhatrap ... ..nagar.

For SUNIL SAHAY & ASSOCIATES  
 CHARTERED ACCOUNTANT  
*Spampread*  
 21/5/24  
 P. NO. 105421 PROPRIETOR

## Expenditure for Infrastructure Development and Augmentation

<b>DR. BABASAHEB AMBEDKAR MARATHWADA UNIVERSITY, AURANGABAD</b>								
THE BREAK-UP OF RECURRING EXPENDITURE FOR THE YEAR 2016-2020 (GENERAL FUND)								
SCHEDULE 'C-I'								
PARTICULARS NAME OF DEPARTMENT / SECTION	1	2	3	4	5	6	7	8
UNIVERSITY DEPARTMENTS	TOTAL	HONORARIUM / OTHER SALARY EXPENSES	CONTINGENCY / MISCELLANEOUS	PRINTING & STATIONERY / COMPUTER STATIONERY / POSTAGE	REPAIR & MAINTENANCE TO COMPUTERS & EQUIPMENTS AND OTHER	TELEPHONE / E-LEARNING INTERNET / SOFTWARE LICENCING / ELECTRICITY	SELF SUPPORTED COURSES	
MARATHI	1,57,011							
HINDI	2,25,802		1,890				96,117	
ENGLISH	24,210						1,34,729	
URDU	1,666		1,166					
PAI & BUDDHISM	58,244		5,011					
SANSKRIT	3,412							
FOREIGN LANGUAGES	13,310		4,400		8,910			
HISTORY	3,22,863				25,983			
GEOGRAPHY	1,32,027		8,356		7,458		88,910	
POLITICAL SCIENCE	1,20,298		12,114				58,994	
SOCIOLOGY	64,804		19,109					
PUBLIC ADMINISTRATION	82,937		1,400		4,750		54,140	
INDIAN CONSTITUTION	35,164							
ECONOMICS	1,59,867		7,196		6,300		99,970	
PSYCHOLOGY	2,25,384				2,600			
JOURNALISM & MASS COMMUNICATION	10,38,071		2,460		5,000	4,956	9,18,912	
LIBRARY & INFORMATION SCIENCE	19,332	1,500	8,312				400	
LIBERAL ART	49,745		7,372					
COMMERCE	1,36,694		17,942		71,487		36,095	
MANAGEMENT SCIENCE	4,29,522		1,363		32,981		40,900	
TOURISM ADMINISTRATION	3,790				3,790			
MATHEMATICS	1,500							
STATISTICS	41,708		4,116					
ZOOLOGY	2,39,243		18,008		4,301		9,953	
POL. HERIT CENTRE FOR DNA BRACODING	1,96,314				85,954			
CENTRE FOR COSTAL & MARINE BIODIVERSITY	1,51,538					4,523		
PHYSICS	4,64,202		27,472		18,762		2,400	
ELECTRONICS	90,749		28,320		13,275			
NANO TECHNOLOGY	28,418	1,500	22,418		73,998			
DIR. DAYAL URADHIV KUSHAL KENDRA	4,42,206		75,550		9,771			
CENTRAL ADVANCE RESEARCH AND TRAINING FACILITY	19,88,787		96,515		4,32,754			
RUSA	5,63,646		1,40,355		1,44,876		11,500	
CHEMISTRY	25,57,427		32,447		69,494			
BOTANY	2,40,366				16,101			
BOTANICAL GARDEN	37,501							
ENVIRONMENTAL SCIENCE	30,550		37,391		1,55,708		43,129	
CHEMICAL TECHNOLOGY	4,77,401							
PAINTING TECHNOLOGY	2,16,922		46,917		15,137		10,75,585	
COMPUTER SCIENCE & IT	4,42,899		5,000		1,16,157		1,82,865	
INFORMATION TECHNOLOGY	45,771		8,046		11,795			
LAW	2,53,444		5,000				1,60,063	
PSYCHOLOGY	1,41,370		41,660		9,888		48,000	
PHYSICAL EDUCATION	60,96,273		17,489		5,763			
UNIVERSITY BOARD OF SPORT	2,33,816		12,809		2,150			
DRAMA/TICS	87,224		7,770					
FINE ART	56,446		2,880					
MUSIC	2,000							
YOGA	41,369						8,031	
LIFELONG EDUCATION AND EXTENSION	20,95,245		28,222		1,02,999	14,280	59,707	
<b>SUB-CATEGORY OSMANABAD DEPARTMENTS</b>	<b>2,72,99,101</b>	<b>3,000</b>	<b>7,65,277</b>	<b>2,30,784</b>	<b>14,87,392</b>	<b>23,739</b>	<b>31,27,900</b>	
CHEMISTRY - OSMANABAD	6,18,290		4,770		27,041		23,405	
WATER & LAND MANAGEMENT- OSMANABAD	5,315				5,315			
MICRO-BIOLOGY - OSMANABAD	18,632		17,032		1,600			
BIO TECHNOLOGY - OSMANABAD	4,800				4,800			
ENGLISH - OSMANABAD	26,188		1,828		7,866			
EDUCATION - OSMANABAD	48,187		12,967		11,970		2,625	
MANAGEMENT SCIENCE - OSMANABAD	40,644		36,597		52,191		820	
<b>TOTAL</b>	<b>7,63,056</b>	<b>0</b>	<b>36,597</b>	<b>52,191</b>	<b>33,250</b>	<b>0</b>	<b>0</b>	



**DR. BABASAHEB AMBEDKAR MARATHWADA UNIVERSITY, AURANGABAD**  
**THE BREAK-UP OF RECURRING EXPENDITURE FOR THE YEAR 2019-2020 (GENERAL FUND)**  
 SCHEDULE 'C-1'

PARTICULARS NAME OF DEPARTMENT / SECTION	TOTAL							
	1	2	3	4	5	6	7	8
		HONORARIUM / OTHER SALARY EXPENSES	CONTINGENCY / MISCELLANIOUS	PRINTING & STATIONERY / COMPUTER STATIONERY / POSTAGE	REPAIR & MAINTENANCE TO COMPUTERS & EQUIPMENTS AND OTHER	TELEPHONE / E-LEARNING / INTERNET / SOFTWARE LICENCING / ELECTRICITY	SELF SUPPORTED COURSES	
<b>RESEARCH AND STUDY CENTRE</b>								
MAHATMA JYOTIBA PHULE PRATISHTHAN	70,124	44,000	2,124					
DR. BABASAHEB AMBEDKAR RESEARCH CENTRE	1,44,464	6,000						
RAJASHEE SHAMU MAHARAJ RESEARCH CENTRE	1,78,987	6,000						
GAUATIAN BUDDHA STUDY CENTRE	2,24,072	6,000	5,355					
CHHATRAPATI SHIVAJI MAHARAJ STUDY CENTRE	1,75,929	6,000						
MAHATMA GANDHI STUDY CENTRE	2,20,333	6,000						
ANNABHAI SATHI STUDY CENTRE	55,311	6,000						
SANAKAR. M. BALASABER PAVAR STUDY CENTRE	86,800	6,000	800					
SHAHID BHAGATSING CHAIR	1,42,000	6,000						
RURAL PROBLEMS RESEARCH CENTRE	1,68,000	6,000						
VASANMAO NAIK STUDY CENTRE	1,68,000	6,000						
MAHATMA PHULE -DR. AMBEDKAR THOUGHTS & RESEARCH	1,68,730	6,000						
TARABAI SHINDE WOMEN'S STUDY / CENTRE	38,941		394					
GOPINATHI MONDHE NATIONAL RURAL DEV & RES INSTI	1,99,941		27,968					
AADYANAAVI MUKUNDRAJ STUDY CENTRE	2,54,867							
VANANANDA KARDAK STUDY CENTRE	14,698							99,600
VILASRAO DESHMUKH STUDY CENTRE	7,200							
	1,40,037							
	1,40,037							
<b>HOSTELS &amp; GUEST HOUSE</b>	<b>22,90,738</b>	<b>1,04,000</b>	<b>36,641</b>	<b>0</b>	<b>0</b>	<b>0</b>	<b>0</b>	<b>99,600</b>
KRANTIVYOT SAVITRIBAI PHULE WOMEN'S HOSTEL	46,887	19,500			6,840			
MATOSHRI JIJAU WOMEN'S HOSTEL	66,487	10,500	10,357		5,540			
POST GRADUATE WOMEN'S HOSTEL NO 3	13,637		5,320		1,200			
PRIVYADASHINI WOMEN'S HOSTEL	46,688	21,000	400		5,100			
RAJABAI AMBEDKAR MINORITY GIRLS HOSTEL	1,03,473	21,000			2,050			
GEDT - NILET WOMEN'S HOSTEL	19,734				3,800			
ECONOMICALLY BACKWARD CLASS GIRLS HOSTEL	65,034	21,000			7,373			
CHHATRAPATI SHIVAJI MAHARAJ BOYS HOSTEL	36,795	25,500	1,295					
KARHYEBER BHAIRAO PATIL BOYS HOSTEL	25,500	25,500						
MAHARSHI VITTHAL RAMAJI SHINDE BOYS HOSTEL	25,500	25,500						
SHAHID BHAGAT SINGH BOYS HOSTEL	6,117	25,500						
SIDDHARTHA SANSHODHAN CHHATRA BOYS HOSTEL	25,500	25,500						
FOREIGN STUDENT HOSTEL	6,000	6,000						
STUDENT LOUNGE	29,574	25,500	4,074					
GURUDAY LAVINDRANATHI TAGORE SHIKSHAK BHAVAN	9,848	25,500						
UNIVERSITY GUEST HOUSE	38,269		6,818		3,875			
VIDYAPARHODHINI (ASD) GUEST HOUSE	12,894							
	578,437	2,26,500	28,264	0	35,578	0	0	0
<b>OTHER</b>	<b>6,66,895</b>		<b>6,841</b>	<b>1,29,794</b>	<b>2,19,109</b>	<b>50,350</b>	<b>31,04,194</b>	<b>1,63,940</b>
KNOWLEDGE RESOURCE CENTRE	18,828			6,787	3,313			
SUB-CAMPUS LIBRARY - OSMANABAD	19,000	55,000						
NET /SET GUIDANCE AND TRAINING CENTER	1,58,310	1,500	14,310					
PRIE JAS COACHING CENTRE	3,32,87,793							29,40,254
NATIONAL SERVICE SCHEME	10,94,980							
BOARD OF EXTRA MURAL STUDIES	32,447			4,456				
UNEMPLOYMENT INFORMATION & GUIDANCE BUREAU	36,316							
PUBLIC RELATION OFFICE	5,15,171	14,667	3,690					
UNIVERSITY HEALTH CENTRE	8,99,179		11,987					
UNIVERSITY GARDEN	1,10,240	1,10,000	3,400		19,608			
CENTRE FOR INTERNATIONAL RELATION	31,400		240					
UNIVERSITY CENTRAL WORKSHOP	2,47,278	6,000	510					
UNIVERSITY PRESS	6,000	6,000	2,065		41,465			
FOREIGN STUDENT CELL	3,76,33,637	1,93,167	43,043	1,82,502	86,220	50,350	31,04,194	
	6,35,63,860	5,26,667	9,09,822	4,65,477	18,84,471	74,089	63,31,694	
<b>TOTAL:</b>	<b>6,35,63,860</b>	<b>5,26,667</b>	<b>9,09,822</b>	<b>4,65,477</b>	<b>18,84,471</b>	<b>74,089</b>	<b>63,31,694</b>	<b>1,63,940</b>

**DR. BABASAHEB AMBEDKAR MARATHWADA UNIVERSITY, AURANGABAD**  
**STATEMENT SHOWING THE DETAILS OF RECURRING EXPENDITURE - 2019-2020 (GENERAL FUND)**  
**SCHEDULE ' C-II '**

SR. NO.	ACCOUNTS HEAD	EXPENDITURE
<b>1</b>	<b>UNIVERSITY OFFICE:</b>	
1	SALARY TO EMPLOYEES ON CONSOLIDATED SALARY	41,28,306
2	CONSOLIDATED SALARY TO COMPUTER CENTRE STAFF ( INCLUDING EXAM UNIT )	5,64,367
3	SALARY TO INTERNAL-AUDIT UNIT	14,49,860
4	EXTRA DUTY PAY AND OTHER SALARY EXPENDITURE	8,79,000
5	EXPENDITURE ON CONTRACT BASIS WORK	7,21,89,603
6	CAMPUS SECURITY SYSTEM ( SECURITY GUARDS )	1,15,87,093
7	SANITARY WORKER	1,08,97,401
8	SALARY TEACHING / NON TEACHING- GENERAL FUND	5,64,38,209
	<b>TOTAL:</b>	<b>15,81,33,839</b>
<b>2</b>	<b>EXAMINATION EXPENDITURE:</b>	
1	CAS EMPLOYEES AND EXAMINER - REMUNERATION	5,86,11,120
2	EXAM CENTRE EMPLOYEE SUPERVISOR - REMUNERATION	4,95,66,198
3	QUESTION PAPER (ONLINE)	1,50,77,818
4	PRACTICAL EXAMINATION EXPENDITURE	46,34,015
5	PRINTING OF ANSWER PAPER / MARK MEMO	3,18,08,758
6	DEGREE CERTIFICATE AND CONVOCATION CEREMONY	26,54,454
7	ANSWER PAPER / QUESTION PAPER DISPATCH AND MISC EXP	20,94,742
8	TRAVELLING & CONVEYANCE TO OFFICERS AND STAFF	81,15,306
9	IDEAL EXAMINATIONS CENTRES AWARDS	1,01,826
10	PRINTING, STATIONERY AND OTHER MATERIAL	31,04,252
11	MEETING AND OTHER EXPENDITURE	9,24,165
12	REPAIR AND MAINTENANCE TO COMPUTER & EQUIPMENTS	2,62,844
13	CONTINGENCY EXPENDITURE	3,21,512
14	POSTAGE	2,93,610
	<b>TOTAL:</b>	<b>17,75,70,620</b>
<b>3</b>	<b>STUDENTS DEVELOPMENT:</b>	
1	CENTRAL YOUTH FESTIVAL	29,12,875
2	UNIVERSITY STUDENTS COUNCIL PROGRAMME	26,745
3	HOSTEL IMPROVEMENT FACILITY	3,000
4	INDRA-DHANUSHYA, WEST ZONAL AND NATIONAL YOUTH FESTIVAL	9,58,319
5	LATE VASANTRAOJI KALE EARN AND LEARN - UNIVERSITY	61,63,981
6	NOMINATION OF STUDENTS TO VARIOUS PROGRAMME	7,800
7	NSS - UNIVERSITY DEPARTMENT VARIOUS PROGRAMME	4,500
8	PRIYDARSHINI WOMEN'S HOSTEL MESS CHARGES	3,300
9	STUDENT AID FUND (CONTINGENCY)	32,140
10	UNIVERSITY STUDENTS COUNCIL PROGRAMME	1,18,584
11	VARIOUS COMPETITION	9,300
12	PROGRAMME PARTICIPATION FUND UNDER HONBLE CHANCELLORS OFFICE	28,55,015
13	YOUTH FESTIVAL TRAINING	47,350
	<b>TOTAL:</b>	<b>1,31,42,909</b>
<b>4</b>	<b>UNIVERSITY ESTATE:</b>	
1	BUILDING REPAIR, MAINTENANCE AND COLOURING	2,31,88,113
2	CONTINGENCY EXPENDITURE	58,151
3	DRAINAGE	64,794
4	ELECTRICITY BILL	1,93,59,305
5	FIRE FIGHTING MACHINERY - REFILLING	1,91,703
6	INSURANCE - BUILDING, VEHICLE, CASH AND VALUABLES	15,62,829
7	MUNICIPAL CORPORATION TAX - PROPERTY TAX	66,64,721
8	MUNICIPAL CORPORATION TAX - WATER SUPPLY TAX	14,39,400
9	MUNICIPAL CORPORATION TAX - PERMIT / MEASUREMENT / AREA REPAIRING	2,65,500
10	REPAIR AND MAINTENANCE TO EQUIPMENT	5,03,283
11	REWIRING	2,920
12	WATER AND ELECTRICITY SUPPLY MATERIAL	22,95,315
13	HOSTEL, GUEST HOUSE, CANTEN, AUDITORIUM REPAIR	1,69,805
	<b>TOTAL:</b>	<b>5,57,65,839</b>

Expenditure on Purchase of Books / E-Books and Subscription to Journals / E-Journals

(39)

<b>DR. BABASAHEB AMBEDKAR MARATHWADA UNIVERSITY, AURANGABAD</b>							
<b>THE BREAK-UP OF NON-RECURRING EXPENDITURE FOR THE YEAR 2019-2020(GENERAL FUND)</b>							
<b>SCHEDULE 'D'</b>							
Sr. No.	Particulars	Total	Furniture and Fittings	Equipment & Apparatus	Library Books	Building Construction	Computer
1	2	3	4	5	6	7	8
1	SANSKRIT / PHYSIOLOGY	8805804				8805804	
2	POLITICAL SCIENCE	8850		8850			
3	SOCIOLOGY	4500		4500			
4	SOCIAL SCIENCE COMPLEX	409546				409546	
5	HISTORY MUSIUM	700000				700000	
6	COMMERCE	475500		475500			
7	JOURNALISM & MASS COMMUNICATION	9724			9724		
8	DIGITAL STUDIO	1718717				1718717	
9	CHEMISTRY	1027140		1027140			
10	BOTANY	560000		560000			
11	ZOOLOGY	4800		4800			
12	PAUL HEBERT DNA BARCODING CENTRE	29044250				29044250	
13	PHYSICS	293318		293318			
14	CENTRE FOR VOCATIONAL TRAINING	18373399				18373399	
15	CHEMICAL TECHNOLOGY	205739		205739			
16	INFORMATION SCIENCE	47200		47200			
17	LAW SCHOOL	9114232				9114232	
18	EDUCATION	11600		11600			
19	PHYSICAL EDUCATION	1441827		28000		1413827	
20	DRAMATICS	1101523		1101523			
21	LIBRAL ARTS	19950		19950			
22	KNOWLEDGE RESOURCE CENTRE	1171779	13100		450100	663444	45135
23	DR BABASAHEB AMBEDKAR RESEARCH CENTRE	10000000				10000000	
24	HOSTELS	1129071	184073	9800		935198	
25	UNIVERSITY ADMINISTRATIVE SECTION	4685746	789373	2001300			1895073

For SUNIL SALUNKE & ASSOCIATES  
 CHARTERED ACCOUNTANT  
  
 21/5/24  
 M.NO.105421 PROPRIETOR

Expenditure on Infrastructure Development and Augmentation

(39)

<b>DR. BABASAHEB AMBEDKAR MARATHWADA UNIVERSITY, AURANGABAD</b>							
<b>THE BREAK-UP OF NON-RECURRING EXPENDITURE FOR THE YEAR 2019-2020(GENERAL FUND)</b>							
<b>SCHEDULE 'D'</b>							
Sr. No.	Particulars	Total	Furniture and Fittings	Equipment & Apparatus	Library Books	Building Construction	Computer
1	2	3	4	5	6	7	8
1	SANSKRIT / PHYSIOLOGY	8805804				8805804	
2	POLITICAL SCIENCE	8850		8850			
3	SOCIOLOGY	4500		4500			
4	SOCIAL SCIENCE COMPLEX	409546				409546	
5	HISTORY MUSTIUM	700000				700000	
6	COMMERCE	475500		475500			
7	JOURNALISM & MASS COMMUNICATION	9724			9724		
8	DIGITAL STUDIO	1718717				1718717	
9	CHEMISTRY	1027140		1027140			
10	BOTANY	560000		560000			
11	ZOOLOGY	4800		4800			
12	PAUL HEBERT DNA BARCODING CENTRE	29044250				29044250	
13	PHYSICS	293318		293318			
14	CENTRE FOR VOCATIONAL TRAINING	18373399				18373399	
15	CHEMICAL TECHNOLOGY	205739		205739			
16	INFORMATION SCIENCE	47200		47200			
17	LAW SCHOOL	9114232				9114232	
18	EDUCATION	11600		11600			
19	PHYSICAL EDUCATION	1441827		28000		1413827	
20	DRAMATICS	1101523		1101523			
21	LIBRAL ARTS	19950		19950			
22	KNOWLEDGE RESOURCE CENTRE	1171779	13100		450100	663444	45135
23	DR BABASAHEB AMBEDKAR RESEARCH CENTRE	10000000				10000000	
24	HOSTELS	1129071	184073	9800		935198	
25	UNIVERSITY ADMINISTRATIVE SECTION	4685746	789373	2001300			1895073

For SUNIL SALUNKE & ASSOCIATES  
CHARTERED ACCOUNTANT

*(Signature)*  
M.NO.105421 PROPRIETOR

**DR. BABASAHEB AMBEDKAR MARATHWADA UNIVERSITY, AURANGABAD**

STATEMENT SHOWING THE PLAN / NON PLAN EXPENDITURE (NON-RECURRING 2018-19)


**SCHEDULE 'E'**

Sr. No.	Accounts Head	Total	Building & Construction	Equipments	Computers and Apparatus
1	2	3	4	5	6
1	SCIENCE PARK - BUILDING	2,55,09,464	2,55,09,464	-	-
2	RUSA - ROOFTOP GRID INTERACTIVE SOLAR POWER	25,86,976	25,86,976	-	-
3	RUSA - EQUIPMENT ( NEXT SEQUENCE 500)	48,87,162	48,87,162	-	-
4	DST SEED - HARDWARE / SOFTWARE	13,24,500	-	-	13,24,500
5	DST SEED - EQUIPMENT	6,35,987	-	6,35,987	-
	<b>Total</b>	<b>3,49,44,089</b>	<b>3,29,83,602</b>	<b>6,35,987</b>	<b>13,24,500</b>

Sd/-

R. D. MADKE

FINANCE &amp; ACCOUNTS OFFICER

For SUREL SALUNKE & ASSOCIATES  
CHARTERED ACCOUNTANT
  
 M.NO.105421 PROPRIETOR

Expenditure on Salary Component

**DR. BABASAHEB AMBEDKAR MARATHWADA UNIVERSITY, AURANGABAD**  
**STATEMENT SHOWING THE SALARY EXPENDITURE FOR THE YEAR 2019-2020**

Sr.No.	Name of the Section / Department	Salary Expenditure
1	<b>UNIVERSITY OFFICE :</b>	
	VICE-CHANCELLOR / REGISTRAR	3059737
2	<b>ADMINISTRATIVE STAFF :</b>	
	(a) ACADEMIC SECTION	13284692
	(b) P.G. SECTION	5249877
	(c) EXAMINATION SECTION	29362357
	(d) FINANCE AND ACCOUNTS SECTION	16763020
	(e) ESTABLISHMENT SECTION	27845946
	(f) PRE-AUDIT SECTION	1017591
	(g) OTHER STAFF	12182418
	(h) STATISTICAL UNIT	6270312
	(i) SPECIAL CELL	1669506
3	CHANGE IN PAY SCALE /LTC /MLTC /LEAVE ENCASHMENT	4480152
4	ARREARS / DEARNESS ALLOWANCES Etc.	25818777
5	LIFELONG EDUCATION AND EXTENSION DEPARTMENT	4885558
6	COLLEGE TRIBUNAL	2540107
7	USIC - SERVICE AND INSTRUMENTATION CENTER	4227643
8	BOARD OF EXTRA MURAL STUDIES	1845454
9	UNIVERSITY GARDEN	8418235
10	EMPLOYMENT INFORMATION & GUIDANCE BUREAU	762218
11	CENTRAL WORKSHOP	3311693
12	UNIVERSITY LIBRARY	19931725
13	UNIVERSITY ESTATE	29906776
14	HEALTH CENTRE	3010296
15	Student Development	4987649
16	GUEST HOUSE	453828
17	<b>EDUCATIONAL DEPARTMENTS:</b>	<b>231285567</b>
	1 MARATHI	9513783
	2 HINDI	10873945
	3 ENGLISH	12698304
	4 URDU	3867864
	5 PALI AND BUDDHISM	271202
	6 FOREIGN LANGUAGE	1122145
	7 HISTORY	11189120
	8 POLITICAL SCIENCE	6559249
	9 SOCIOLOGY	11665028
	10 PUBLIC ADMINISTRATION	8293831
	11 ECONOMICS	12971100
	12 JOURNALISM AND MASS COMMUNICATION	2684213
	13 LIBRARY & INFORMATION SCIENCE	4207059
	14 COMMERCE	17274632
	15 MANAGEMENT SCIENCE	2206394
	16 TOURISM ADMINISTRATION	2560425
	17 MATHEMATICS	7929067
	18 STATISTICS	5352651
	19 ZOOLOGY	29334083
	20 PHYSICS	28798921
	21 CHEMISTRY	19043938

Other Expenditures

**DR. BABASAHEB AMBEDKAR MARATHWADA UNIVERSITY, AURANGABAD**  
THE BREAK-UP OF RECURRING EXPENDITURE FOR THE YEAR 2019-2020 (GENERAL FUND)  
SCHEDULE 'C-1'

PARTICULARS NAME OF DEPARTMENT / SECTION	TOTAL	HONORARIUM / OTHER SALARY EXPENSES	CONTINGENCY / MISCELLANEOUS	PRINTING & STATIONERY / COMPUTER STATIONERY / POSTAGE	REPAIR & MAINTENANCE TO COMPUTERS & EQUIPMENTS AND OTHER	TELEPHONE / E-LEARNING / INTERNET / SOFTWARE LICENCING / ELECTRICITY	SELF SUPPORTED COURSES
1	2	3	4	5	6	7	8
<b>RESEARCH AND STUDY CENTRE</b>							
MAHATMA JYOTIBA PHULE PRATISHTHAN	70,124	44,000	2,124				
DR. BABASAHEB AMBEDKAR RESEARCH CENTRE	1,44,464	6,000					
RAJARSHI SHAHU MAHARAJ RESEARCH CENTRE	1,78,987	6,000					
GAUATAM BUDDHA STUDY CENTRE	2,24,077	6,000	5,355				
CHHATRAPATI SHIVAJI MAHARAJ STUDY CENTRE	1,75,929	6,000					
MAHATMA GANDHI STUDY CENTRE	2,20,333	6,000					
ANNABHAU SATHE STUDY CENTRE	55,311	6,000					
SARHAR M BALASAHEB PAWAR STUDY CENTER	86,800	6,000	800				
SHAHID BHAGATSING CHAIR	1,42,000	6,000					
RURAL PROBLEMS RESEARCH CENTRE	1,68,000	6,000					
VASANBAO NAIK STUDY CENTRE	1,68,730	6,000					
MAHATMA PHULE - DR. AMBEDKAR THOUGHTS & RESEARCH	38,941		394				
TARABAI SHINDE WOMEN'S STUDY CENTER	1,99,941		27,968				
GOPINATH MUNDHE NATIONAL RURAL DEV & RES INSTT	2,54,867						
AADYAKAVI MUKUNDBRAJ STUDY CENTRE	14,698						98,600
VAMANLADDA KARDAK STUDY CENTRE	7,200						
VILASRAO DESHMUKH STUDY CENTRE	1,40,037						
<b>TOTAL</b>	<b>22,90,439</b>	<b>1,04,000</b>	<b>36,641</b>	<b>0</b>	<b>0</b>	<b>0</b>	<b>99,600</b>
<b>HOSTELS &amp; GUEST HOUSE</b>							
KRANTIVIJAY SAVTRIBAI PHULE WOMEN'S HOSTEL	46,887	19,500			6,840		
MATOSHRI JIJAU WOMEN'S HOSTEL	66,487	10,500	10,357		5,540		
POST GRADUATE WOMEN'S HOSTEL NO 3	13,627		5,320		1,200		
PRITYADASHINI WOMEN'S HOSTEL	46,688	21,000	400		5,100		
RAMABAI AMBEDKAR MINORITY GIRLS HOSTEL	1,03,473	21,000			2,050		
CEJIT - NILET WOMEN'S HOSTEL	19,734				3,800		
ECONOMICALLY BACKWARD CLASS GIRLS HOSTEL	65,034	21,000	1,295		7,373		
CHHATRAPATI SHIVAJI MAHARAJ BOYS HOSTEL	36,795	25,500					
KARNVEER BHAURAO PATIL BOYS HOSTEL	25,500	25,500					
HAJARSHI VITTHAL RAMAJI SHINDE BOYS HOSTEL	25,500	25,500					
SHAHID BHAGATSINGH BOYS HOSTEL	6,117						
SIDDHARTHA SANSODHAN CHHATRA BOYS HOSTEL	25,500	25,500					
FOREIGN STUDENT HOSTEL	25,500	6,000	4,074				
STUDENT LOUNGE	29,574	25,500					
GURUDEVI RAVINDRANATH TAGORE SHIKSHAN BHAVAN	9,848	6,000	6,818		3,676		
UNIVERSITY GUEST HOUSE	38,769	25,500					
VIDYAPARBODHINI (ASC) GUEST HOUSE	12,894						
<b>TOTAL</b>	<b>5,76,427</b>	<b>2,28,500</b>	<b>28,264</b>	<b>0</b>	<b>35,578</b>	<b>0</b>	<b>0</b>
<b>OTHER</b>							
KNOWLEDGE RESOURCE CENTRE	6,66,695		6,841	1,29,794	2,19,109		1,63,940
SUB-CAMPUS LIBRARY - OSMANABAD	18,828			6,787	3,313		
NET /SET GUIDANCE AND TRAINING CENTER	1,58,310	55,000					
PHE IAS COACHING CENTRE	3,37,97,793	1,500	14,310				29,40,254
NATIONAL SERVICE SCHEME	10,94,980						
BOARD OF EXTRA MURAL STUDIES	32,447			4,456			
UNI EMPLOYMENT INFORMATION & GUIDANCE BUREAU	36,316						
PUBLIC RELATION OFFICE	5,15,171	14,667	3,690				
UNIVERSITY HEALTH CENTRE	8,99,179		11,987				
UNIVERSITY GARDEN	1,10,240	1,10,000	3,400		19,608		
CENTRE FOR INTERNATIONAL RELATION	2,47,278	6,000	240				
UNIVERSITY CENTRAL WORKSHOP	31,400	6,000	510				
UNIVERSITY PRESS	2,47,278	6,000	2,065		86,220		50,350
FOREIGN STUDENT CELL	6,000						
<b>TOTAL</b>	<b>3,28,11,632</b>	<b>1,93,167</b>	<b>43,043</b>	<b>1,82,502</b>	<b>3,28,251</b>	<b>50,350</b>	<b>31,04,194</b>
<b>TOTAL:</b>	<b>6,35,63,860</b>	<b>5,26,667</b>	<b>9,09,822</b>	<b>4,85,477</b>	<b>18,84,471</b>	<b>74,089</b>	<b>63,31,694</b>

**DR. BABASAHEB AMBEDKAR MARATHWADA UNIVERSITY, AURANGABAD**  
**STATEMENT SHOWING THE DETAILS OF RECURRING EXPENDITURE - 2019-2020 (GENERAL FUND)**

SR. NO.	ACCOUNTS HEAD	EXPENDITURE
<b>1</b>	<b>UNIVERSITY OFFICE:</b>	
1	SALARY TO EMPLOYEES ON CONSOLIDATED SALARY	41,28,306
2	CONSOLIDATED SALARY TO COMPUTER CENTRE STAFF ( INCLUDING EXAM UNIT )	5,64,367
3	SALARY TO INTERNAL-AUDIT UNIT	14,49,860
4	EXTRA DUTY PAY AND OTHER SALARY EXPENDITURE	8,79,000
5	EXPENDITURE ON CONTRACT BASIS WORK	7,21,89,603
6	CAMPUS SECURITY SYSTEM ( SECURITY GUARDS )	1,15,87,093
7	SANITARY WORKER	1,08,97,401
8	SALARY TEACHING / NON TEACHING- GENERAL FUND	5,64,38,209
	<b>TOTAL:</b>	<b>15,81,33,839</b>
<b>2</b>	<b>EXAMINATION EXPENDITURE:</b>	
1	CAS EMPLOYEES AND EXAMINER - REMUNERATION	5,86,11,120
2	EXAM CENTRE EMPLOYEE SUPERVISOR - REMUNERATION	4,95,66,198
3	QUESTION PAPER (ONLINE)	1,50,77,818
4	PRACTICAL EXAMINATION EXPENDITURE	46,34,015
5	PRINTING OF ANSWER PAPER / MARK MEMO	3,18,08,758
6	DEGREE CERTIFICATE AND CONVOCATION CEREMONY	26,54,454
7	ANSWER PAPER / QUESTION PAPER DISPATCH AND MISC EXP	20,94,742
8	TRAVELLING & CONVEYANCE TO OFFICERS AND STAFF	81,15,306
9	IDEAL EXAMINATIONS CENTRES AWARDS	1,01,826
10	PRINTING, STATIONERY AND OTHER MATERIAL	31,04,252
11	MEETING AND OTHER EXPENDITURE	9,24,165
12	REPAIR AND MAINTENANCE TO COMPUTER & EQUIPMENTS	2,62,844
13	CONTINGENCY EXPENDITURE	3,21,512
14	POSTAGE	2,93,610
	<b>TOTAL:</b>	<b>17,75,70,620</b>
<b>3</b>	<b>STUDENTS DEVELOPMENT:</b>	
1	CENTRAL YOUTH FESTIVAL	29,12,875
2	UNIVERSITY STUDENT'S COUNCIL PROGRAMME	26,745
3	HOSTEL IMPROVEMENT FACILITY	3,000
4	INDRA-DHANUSHYA, WEST ZONAL AND NATIONAL YOUTH FESTIVAL	9,58,319
5	LATE VASANTRAOJI KALE EARN AND LEARN - UNIVERSITY	61,63,981
6	NOMINATION OF STUDENTS TO VARIOUS PROGRAMME	7,800
7	NSS - UNIVERSITY DEPARTMENT VARIOUS PROGRAMME	4,500
8	PRIYDARSHINI WOMEN'S HOSTEL MESS CHARGES	3,300
9	STUDENT AID FUND (CONTINGENCY)	32,140
10	UNIVERSITY STUDENT'S COUNCIL PROGRAMME	1,18,584
11	VARIOUS COMPETITION	9,300
12	PROGRAMME PARTICIPATION FUND UNDER HONBLE CHANCELLORS OFFICE	28,55,015
13	YOUTH FESTIVAL TRAINING	47,350
	<b>TOTAL:</b>	<b>1,31,42,909</b>
<b>4</b>	<b>UNIVERSITY ESTATE:</b>	
1	BUILDING REPAIR, MAINTENANCE AND COLOURING	2,31,88,113
2	CONTINGENCY EXPENDITURE	58,151
3	DRAINAGE	64,794
4	ELECTRICITY BILL	1,93,59,305
5	FIRE FIGHTING MACHINERY - REFILLING	1,91,703
6	INSURANCE - BUILDING, VEHICLE, CASH AND VALUABLES	15,62,829
7	MUNICIPAL CORPORATION TAX - PROPERTY TAX	66,64,721
8	MUNICIPAL CORPORATION TAX - WATER SUPPLY TAX	14,39,400
9	MUNICIPAL CORPORATION TAX - PERMITION / MEASUREMENT / AREA REPAIRING	2,65,500
10	REPAIR AND MAINTENANCE TO EQUIPMENT	5,03,283
11	REWIRING	2,920
12	WATER AND ELECTRICITY SUPPLY MATERIAL	22,95,315
13	HOSTEL, GUEST HOUSE, CANTEN, AUDITORIUM REPAIR	1,69,805
	<b>TOTAL:</b>	<b>5,57,65,839</b>



**SCHEDULE ' C-II '**

SR. NO.	ACCOUNTS HEAD	EXPENDITURE
11	DAY CARE CENTRE	6,000
12	MOBILE LABRATORY	15,000
13	CONTINGENCY	6,09,368
14	CONTINGENCY EXPENDITURE - OFFICE OF STATUTORY OFFICERS	3,05,622
15	ELECTION EXPENDITURE	81,000
16	PROGRAM AND FUNCTIONS	6,25,585
17	UNIVERSITY MEMENTO	95,796
18	VEHICAL ALLOWANCE	2,23,500
19	TRAINING TO UNIVERSITY EMPLOYEE	6,760
20	BANK CHARGES	40,724
	<b>TOTAL:</b>	<b>2,41,87,290</b>
<b>10</b>	<b>SUB-CAMPUS OSMANABAD OFFICE:</b>	
1	SALARY TO EMPLOYEES ON CONSOLIDATED SALARY	9,50,804
2	CAMPUS SECURITY SYSTEM ( SECURITY GUARDS )	14,14,118
3	DAILY WAGERS AND WORK ON CONTRACT BASIS	22,59,021
4	REMUNERATION TO DIRECTOR	60,000
5	TRAVELLING ALLOWANCE TO TEACHERS AND DELEGATES	1,60,036
6	PRE-AUDIT EXPENDITURE	760
7	STUDENT DEVELOPMENT	86,056
8	LATE VASANTRAOJI KALE SWABHIMAN SHIKSHAN YOJANA	2,67,750
9	FUNCTIONS AND CULTURAL PROGRAMMES	2,89,079
10	NEWS PAPER	11,274
11	PRINTING, STATIONERY AND INFORMATION BROCHURE	1,26,383
12	REPAIR & MAINTENANCE TO COMPUTERS AND EQUIPMENTS	53,103
13	CONTINGENCY EXPENDITURE	1,17,284
14	ADVERTISEMENT EXPENDITURE	40,103
15	TELEPHONE AND INTERNET EXPENDITURE	73,154
16	BUILDING VEHICLE CASH - INSURANCE PREMIUM	9,980
17	MIDC FEES	8,16,255
18	DEVELOPMENT / SERVICE CHARGES	7,61,061
19	SERVICE - WATER AND ELECTRICITY	14,74,604
20	GARDENS AND CAMPUS DEVELOPMENT	8,08,151
21	REMUNERATION TO CHB TEACHER	12,06,150
22	EXAMINATION EXPENDITURE	51,724
23	DIESEL AND GAS	45,513
24	BANK CHARGES	7,455
25	PHYSICS DEPARTMENT	23,933
	<b>TOTAL:</b>	<b>1,11,13,753</b>
<b>11</b>	<b>OTHER:</b>	
1	VICE-CHANCELLOR'S DISCRETIONARY GRANT	4,41,378
2	COLLEGE TRIBUNAL - MISCELLANIOUS EXPENDITURE	2,823
3	VIDYAPETHI NAMWISTAR ROPYA MAHOSTAV	14,025
4	DR BABASAHEB AMBEDKAR 125TH ANNIVERSURY	9,10,492
5	AFFILIATION FEES RETURN EXPENDITURE	70,49,279
6	PROPOSED NEW DEPARTMENT	1,95,686
	<b>TOTAL:</b>	<b>86,13,683</b>
	<b>TOTAL EXPENDITURE - SCHEDULE ' C-II ' (GENERAL FUND):</b>	<b>48,70,15,199</b>

Sd/-

**R. D. MADKE**  
FINANCE & ACCOUNTS OFFICER

(In Lakhs)

## FINANCIAL YEAR 2018-19

Head/Sub head of Expenditure	Item of expenditure	Expenditure for infrastructure development and augmentation (in INR)	Expenditure on purchase of books/ebooks and subscription to journals/e-journals (in INR)	Expenditure on maintenance of physical facilities and academic support facilities (in INR)	expenditure on Salary component/ wages (in INR)	Other expenditures (in INR)
Non-Recurring Expenditure	Equipment & Apparatus	245.79				
	Computers & Peripherals	179.14				
	Furniture & Fixtures	334.36				
	Building Construction	2492.73				
	Plan / Non-Plan Expenditures	1520.60				
Non-Recurring Expenditure	Books		56.52			
	Plan / Non-Plan Expenditures		16.02			
Recurring Expenditure (C-I)	University Departments			369.75		
	Sub-Campus Departments			33.96		
	Research & Study Center			34.45		
	Hostels & Guest House			14.59		

Stamp used  
21/5/24  
Finance & Accounts Officer  
Dr. B. S. ...  
M. No. ...  
Chairman

For SUNIL SHARMA & ASSOCIATES  
CHARTERED ACCOUNTANT  
M. NO. 105... PROPRIETOR

x

Recurring Expenditure (C-II)	Examination Expenditure			1809.80		
	Students Development			188.41		
	University Estate			827.37		
	University Network & Information Center			56.33		
	General Schemes of Teaching & Research			322.60		
Salary Expenditure (Schedule B)	Salary				6103.62	
Recurring Expenditure (C-I)	Others					157.97
Recurring Expenditure (C-II)	Printing, Stationery & Postage					82.31
	Travelling & Conveyance Allowance					97.57
	Miscellaneous Expenditure					186.02
	Sub-Campus Office					79.36
	Others					54.67
	<b>Total</b>	<b>4772.62</b>	<b>72.54</b>	<b>3657.26</b>	<b>6103.62</b>	<b>657.90</b>

*Bambasaal*  
 Finance & Accounts Officer  
 Dr. Babasaheb Ambedkar  
 Maharashtra University,  
 Chhatrapati Sambhajinagar.

For SUNIL SALUNKE & ASSOCIATES  
 CHARTERED ACCOUNTANT  
*Sunil Salunke*  
 M.NO. 105-106  
 PROPRIETOR

x

Expenditure for Infrastructure Development and Augmentation

39

DR. BABASAHEB AMBEDKAR MARATHWADA UNIVERSITY, AURANGABAD							
THE BREAK-UP OF NON-RECURRING EXPENDITURE FOR THE YEAR 2018-2019(GENERAL FUND)							
SCHEDULE 'D'							
Sr. No.	Particulars	Total	Furniture and Fittings	Equipment & Apparatus	Library Books	Building Construction	Computer
1	2	3	4	5	6	7	8
1	MARATHI	106200		106200			
2	ENGLISH	234326	8800	225526			
3	URDU	48500		48500			
4	FOREIGN LANGUAGE	99185		99185			
5	SANSKRIT / PHYSIOLOGY	20000000				20000000	
6	POLITICAL SCIENCE	328461	9936	318525			
7	SOCIOLOGY	296625		296625			
8	PUBLIC ADMINISTRATION	96512		96512			
9	SOCIAL SCIENCE COMPLEX	23600				23600	
10	INDIAN CONSTITUTION	31475		31475			
11	ECONOMICS	56450		56450			
12	PSYCHOLOGY	66000		66000			
13	HISTORY	78849		78849			
14	GEOGRAPHY	163007	163007				
15	MANAGEMENT SCIENCE	308820		263330			45490
16	TOURISM ADMINISTRATION	68300		68300			
17	DIGITAL STUDIO	35000000				35000000	
18	LIBRARY & INFORMATION SCIENCE	1371600		1293600			78000
19	CHEMISTRY	5147986		3763670		1230756	153560
20	BIOCHEMISTRY	365000		365000			
21	BOTANY	419169		324169			95000
22	ZOOLOGY	280200		280200			
23	CENTRE FOR COSTAL & MARINE BIODIVERSITY	200000	200000				
24	PAUL HEBERT DNA BARCODING CENTRE	10013121	199108			9814013	
25	PHYSICS	2928066		2928066			
26	ELECTRONICS	185110		185110			
27	DIN DAYAL UPADYAY KOUSHAL KENDRA	4581957	28910	2775111		1777936	
28	CENTRE FOR VOCATIONAL TRAINING	29000000				29000000	
29	NANOTECHNOLOGY	40200		40200			
30	ENVIRONMENT SCIENCE	1976283		1825689		150594	
31	CHEMICAL TECHNOLOGY	1128444		1128444			
32	PRINTING TECHNOLOGY	366227		366227			
33	COMPUTER SCIENCE	187759	9676	178083			
34	INFORMATION SCIENCE	399050		299130			99920
35	LAW SCHOOL	20607724				20607724	
36	PHYSICAL EDUCATION	5183032		193742		4989290	
37	SPORT COMPLEX / SWIMMING	784150				784150	
38	DRAMATICS	125058		125058			
39	FINE ARTS	1691118		506800		1184318	
40	MUSIC	31158	14358	16800			
41	YOGA DEPARTMENT	42964		42964			
42	LIBRAL ARTS	99990	90000	9990			

For SUNIL SALUNKE & ASSOCIATES  
CHARTERED ACCOUNTANT

M.NO.105421

PROPRIETOR

**DR. BABASAHEB AMBEDKAR MARATHWADA UNIVERSITY, AURANGABAD**  
**STATEMENT SHOWING THE PLAN / NON PLAN EXPENDITURE (NON-RECURRING 2018-19)**  
**SCHEDULE 'E'**

Sr. No.	Accounts Head	Total	Building & Construction	Books and Periodicals	Equipments	Computers and Apparatus
1	2	3	4	5	6	7
1	SCIENCE PARK	2,02,05,144	2,02,05,144			
2	DR. BABASAHEB AMBEDKAR REASERCH INST	49,00,000	49,00,000			
3	RUSA - BOYS HOSTEL	5,09,99,460	5,09,99,460			
4	RUSA - DNA BARCODING CENTRE	4,00,00,000	4,00,00,000			
5	RUSA - RENOVATION OF BUILDING	46,66,024	46,66,024			
6	BAJAJ INCUBATION CENTER	54,25,964	54,25,964			
7	RUSA - COMPUTERIZATION OF UNIVERSITY DEPT	1,73,600				1,73,600
8	BSR INFRASTRUCTURE GRANT - COMP. SCIENCE	2,26,703				2,26,703
9	RUSA - SOLAR POWER PLANT 100 KWP	1,12,59,847			1,12,59,847	
10	RUSA - SOLAR PANEL FOR WATER PUMPS	27,99,520			27,99,520	
11	RUSA - MAKING OF SMART CLASSROOM	2,13,000			2,13,000	
12	RUSA - UPGRADATION OF SOUND SYSTEM	14,00,000			14,00,000	
13	RUSA - LAB EQUIPMENT FOR UNIVERSITY DEPT	7,11,783			7,11,783	
14	GMNRD AND RES INSTITUTE	13,26,820			13,26,820	
15	SAP - PHYSICS DRS - I	2,71,450			2,71,450	
16	HRDC - BOOKS & JOURNALS	87,277		87,277		
17	CAMPUS DEVLOPMENT	9,01,218	9,01,218			
18	XIITH PLAN GEN DEV SCHEME - LABORATORY	11,58,856			11,58,856	
19	XIITH PLAN GEN DEV SCHEME - BOOKS	15,14,727		15,14,727		
20	XIITH PLAN - MERGED SCHEME - REMEDIAL COACHING	29,450				29,450
21	XIITH PLAN - MERGED SCHEME - NET/SET COACHING	6,300				6,300
22	DEVELOPMENT OF ICT	37,83,245				37,83,245
	<b>Total</b>	<b>15,20,60,388</b>	<b>12,70,97,810</b>	<b>16,02,004</b>	<b>1,91,41,276</b>	<b>42,19,298</b>

Sd/-

**R. D. MADKE**  
FINANCE & ACCOUNTS OFFICER

For SUNIL SALUNKE & ASSOCIATES  
CHARTERED ACCOUNTANT

M.NO.105421 PROPRIETOR

Expenditure for on Purchase of Books/E-Books and Subscription to Journals/E-Journals

39

DR. BABASAHEB AMBEDKAR MARATHWADA UNIVERSITY, AURANGABAD							
THE BREAK-UP OF NON-RECURRING EXPENDITURE FOR THE YEAR 2018-2019(GENERAL FUND)							
SCHEDULE 'D'							
Sr. No.	Particulars	Total	Furniture and Fittings	Equipment & Apparatus	Library Books	Building Construction	Computer
1	2	3	4	5	6	7	8
1	MARATHI	106200		106200			
2	ENGLISH	234326	8800	225526			
3	URDU	48500		48500			
4	FOREIGN LANGUAGE	99185		99185			
5	SANSKRIT / PHYSIOLOGY	20000000					
6	POLITICAL SCIENCE	328461	9936	318525		20000000	
7	SOCIOLOGY	296625		296625			
8	PUBLIC ADMINISTRATION	96512		96512			
9	SOCIAL SCIENCE COMPLEX	23600				23600	
10	INDIAN CONSTITUTION	31475		31475			
11	ECONOMICS	56450		56450			
12	PSYCHOLOGY	66000		66000			
13	HISTORY	78849		78849			
14	GEOGRAPHY	163007	163007				
15	MANAGEMENT SCIENCE	308820		263330			45490
16	TOURISM ADMINISTRATION	68300		68300			
17	DIGITAL STUDIO	35000000				35000000	
18	LIBRARY & INFORMATION SCIENCE	1371600		1293600			78000
19	CHEMISTRY	5147986		3763670		1230756	153560
20	BIOCHEMISTRY	365000		365000			
21	BOTANY	419169		324169			95000
22	ZOOLOGY	280200		280200			
23	CENTRE FOR COSTAL & MARINE BIODIVERSITY	200000	200000				
24	PAUL HEBERT DNA BARCODING CENTRE	10013121	199108			9814013	
25	PHYSICS	2928066		2928066			
26	ELECTRONICS	185110		185110			
27	DIN DAYAL UPADYAY KOUSHAL KENDRA	4581957	28910	2775111		1777936	
28	CENTRE FOR VOCATIONAL TRAINING	29000000				29000000	
29	NANOTECHNOLOGY	40200		40200			
30	ENVIRONMENT SCIENCE	1976283		1825689		150594	
31	CHEMICAL TECHNOLOGY	1128444		1128444			
32	PRINTING TECHNOLOGY	366227		366227			
33	COMPUTER SCIENCE	187759	9676	178083			
34	INFORMATION SCIENCE	399050		299130			99920
35	LAW SCHOOL	20607724				20607724	
36	PHYSICAL EDUCATION	5183032		193742		4989290	
37	SPORT COMPLEX / SWIMMING	784150				784150	
38	DRAMATICS	125058		125058			
39	FINE ARTS	1691118		506800		1184318	
40	MUSIC	31158	14358	16800			
41	YOGA DEPARTMENT	42964		42964			
42	LIBRAL ARTS	99990	90000	9990			

FOR SUNIL SALUNKE & ASSOCIATES  
CHARTERED ACCOUNTANT

*S. Salunke*  
M.NO.105421 PROPRIETOR

**DR. BABASAHEB AMBEDKAR MARATHWADA UNIVERSITY, AURANGABAD**  
STATEMENT SHOWING THE PLAN / NON PLAN EXPENDITURE (NON-RECURRING 2018-19)

**SCHEDULE 'E'**

Sr. No.	Accounts Head	Total	Building & Construction	Books and Periodicals	Equipments	Computers and Apparatus
1	2	3	4	5	6	7
1	SCIENCE PARK	2,02,05,144	2,02,05,144			
2	DR. BABASAHEB AMBEDKAR REASERCH INST	49,00,000	49,00,000			
3	RUSA - BOYS HOSTEL	5,09,99,460	5,09,99,460			
4	RUSA - DNA BARCODING CENTRE	4,00,00,000	4,00,00,000			
5	RUSA - RENOVATION OF BUILDING	46,66,024	46,66,024			
6	BAJAJ INCUBATION CENTER	54,25,964	54,25,964			
7	RUSA - COMPUTERIZATION OF UNIVERSITY DEPT	1,73,600				1,73,600
8	BSR INFRASTRUCTURE GRANT - COMP. SCIENCE	2,26,703				2,26,703
9	RUSA - SOLAR POWER PLANT 100 KWP	1,12,59,847			1,12,59,847	
10	RUSA - SOLAR PANEL FOR WATER PUMPS	27,99,520			27,99,520	
11	RUSA - MAKING OF SMART CLASSROOM	2,13,000			2,13,000	
12	RUSA - UPGRADATION OF SOUND SYSTEM	14,00,000			14,00,000	
13	RUSA - LAB EQUIPMENT FOR UNIVERSITY DEPT	7,11,783			7,11,783	
14	GMNRD AND RES INSTITUTE	13,26,820			13,26,820	
15	SAP - PHYSICS DRS - I	2,71,450			2,71,450	
16	HRDC - BOOKS & JOURNALS	87,277		87,277		
17	CAMPUS DEVLOPMENT	9,01,218	9,01,218			
18	XIITH PLAN GEN DEV SCHEME - LABORATORY	11,58,856			11,58,856	
19	XIITH PLAN GEN DEV SCHEME - BOOKS	15,14,727		15,14,727		
20	XIITH PLAN - MERGED SCHEME - REMEDIAL COACHING	29,450				29,450
21	XIITH PLAN - MERGED SCHEME - NET/SET COACHING	6,300				6,300
22	DEVELOPMENT OF ICT	37,83,245				37,83,245
	<b>Total</b>	<b>15,20,60,388</b>	<b>12,70,97,810</b>	<b>16,02,004</b>	<b>1,91,41,276</b>	<b>42,19,298</b>

Sd/-

**R. D. MADKE**  
FINANCE & ACCOUNTS OFFICER

For SUNIL SALUNKE & ASSOCIATES  
CHARTERED ACCOUNTANT

M.NO.105421

PROPRIETOR

## Expenditure on Maintenance of Physical Facilities and Academic Support Facilities

<b>DR. BABASAHEB AMBEDKAR MARATHWADA UNIVERSITY, AURANGABAD</b>								
<b>THE BREAK-UP OF RECURRING EXPENDITURE FOR THE YEAR 2018-2019 (GENERAL FUND)</b>								
<b>SCHEDULE (C-1)</b>								
PARTICULARS NAME OF DEPARTMENT / SECTION	1	2	3	4	5	6	7	8
UNIVERSITY DEPARTMENTS	TOTAL	HONORARIUM / OTHER SALARY EXPENSES	CONTINGENCY / MISCELLANEOUS	PRINTING & STATIONERY / POSTAGE	REPAIR & MAINTENANCE TO COMPUTERS & EQUIPMENTS AND OTHER	TELEPHONE / E-LEARNING / INTERNET / SOFTWARE LICENCING / ELECTRICITY	SELF SUPPORTED COURSES	
MARATHI	1,08,515		8,544					
HINDI	1,57,540		9,100		9,982		45,400	
ENGLISH	2,12,495		10,673		59,794		76,048	
URDU	1,443		1,443					
PALI & BUDDHISM	2,23,250		5,094				29,534	
FOREIGN LANGUAGES	24,600		2,805		4,895			
SANSKRIT	75,792		11,393					
HISTORY	3,97,098		32,025		89,758		2,068	
GEOGRAPHY	2,35,029		583		24,846			
POLITICAL SCIENCE	2,14,123		26,696		8,026		14,742	
SOCIOLOGY	1,06,393		9,986		23,733		22,639	
PUBLIC ADMINISTRATION	1,00,787		15,551		2,340		26,400	
INDIAN CONSTITUTION	36,535		36,395					
ECONOMICS	2,78,041		17,981		1,950		71,354	
PSYCHOLOGY	1,15,879		1,200		1,950		26,780	
JOURNALISM & MASS COMMUNICATION	25,90,493		18,776		23,523	30,295	21,76,135	
LIBRARY & INFORMATION SCIENCE	70,787		46,214		16,323			
LIBERAL ART	2,96,8931	9,919	46,490		5,050			
COMMERCE	5,58,571		66,098	10,855	9,820		1,97,215	
MANAGEMENT SCIENCE	25,52,291		21,047		20,016		16,55,657	
TOURISM ADMINISTRATION	1,18,099		4,800		14,900			
MATHEMATICS	35,347		28,222		4,570			
STATISTICS	77,437		23,122		17,508		35,989	
ZOOLOGY	9,17,385		20,147		66,866		4,23,819	
POL. HERBRT CENTRE FOR DNA BRKCOADING CENTRE FOR COSTAL & MARINE BIODIVERSITY PHYSICS	5,01,729	11,050	15,719		1,82,555	71,260		
ELECTRONICS	11,53,659		1,03,476		3,98,786			
NANO TECHNOLOGY	4,38,673		50,310		99,592			
DR. D.N.M. UPADHYAY KOUSHAL KENDRA	2,05,411		21,990		2,97,943			
CENTRAL ADVANCE RESEARCH AND TRAINING FACILITY RUSA	19,68,008		1,91,749		10,93,026			
CHEMISTRY	13,04,624		44,258		2,03,613			
BIO-CHEMISTRY	9,10,478		1,87,522		4,27,707			
BOTANY	1,000		1,00,810		3,00,946			
BOTANICAL GARDEN	18,63,509		69,745		36,500			
ENVIRONMENTAL SCIENCE	9,32,789		22,860		31,165			
CHEMICAL TECHNOLOGY	16,68,749		93,912		2,65,554		1,00,000	
PRINTING TECHNOLOGY	6,35,984		25,636		24,855		79,953	
COMPUTER SCIENCE & IT	9,70,277		89,310		2,02,946		1,95,882	
INFORMATION TECHNOLOGY	7,70,771		52,440		1,43,659		2,34,050	
LAW	64,536		21,480		97,455			
EDUCATION	2,71,110		22,370		4,950		29,944	
PHYSICAL EDUCATION	2,95,930		42,412		66,979			
UNIVERSITY BOARD OF SPORT	63,63,723		36,548		9,628			
DRAMA/TICS	4,54,283		16,593		28,564			
FINE ART	1,64,178		6,680		18,610			
MUSIC	6,85,696		29,027		21,406			
DANCE	27,292		4,000					
YOGA	57,602		24,855		20,916		56,537	
LIFELONG EDUCATION AND EXTENSION	5,81,641							
<b>TOTAL</b>	<b>1,00,75,158</b>	<b>20,969</b>	<b>17,54,853</b>	<b>2,82,782</b>	<b>43,44,369</b>	<b>1,01,555</b>	<b>55,00,746</b>	
<b>500-CAMPUS OSMANABAD DEPARTMENTS</b>								
CHEMISTRY - OSMANABAD	10,04,230		5,940		10,530			
WATER & LAND MANAGEMENT - OSMANABAD	1,37,800		2,092		35,887			
MICRO-BIOLOGY - OSMANABAD	9,07,382		11,563		51,651			
BIO TECHNOLOGY - OSMANABAD	7,10,699		13,241		16,742			
ENGLISH - OSMANABAD	3,46,809		2,456		57,792			
EDUCATION - OSMANABAD	1,24,519		26,687		16,018			
MANAGEMENT SCIENCE - OSMANABAD	1,65,762		14,282		39,483			
<b>TOTAL</b>	<b>33,99,703</b>	<b>0</b>	<b>76,271</b>	<b>2,17,573</b>	<b>1,37,523</b>	<b>0</b>	<b>0</b>	



**DR. BABASAHEB AMBEDKAR MARATHWADA UNIVERSITY, AURANGABAD**  
**THE BREAK-UP OF RECURRING EXPENDITURE FOR THE YEAR 2018-2019 (GENERAL FUND)**  
**SCHEDULE 'C-1'**

PARTICULARS NAME OF DEPARTMENT / SECTION	TOTAL	HONORARIUM / OTHER SALARY EXPENSES						TELEPHONE / E-LEARNING / INTERNET / SOFTWARE LICENCING / ELECTRICITY	SELF SUPPORTED COURSES
		3	4	5	6	7	8		
<b>RESEARCH AND STUDY CENTRE</b>									
MAHATMA JYOTIBA PHULE PRATISHTHAN	2,40,328	12,000							
DR. BABASAHEB AMBEDKAR RESEARCH CENTRE	2,58,745	19,887	14,220						
RAJANSHREE SHARU MAHARAJ RESEARCH CENTRE	3,90,806	16,500	6,661						
GAUTAM BUDDHA STUDY CENTRE	2,46,208	16,500	4,524						
CHHATRAPATI SHIVAJI MAHARAJ STUDY CENTRE	3,21,366	6,339	48,822						
MAHATMA GANDHI STUDY CENTRE	1,96,495	16,500							
ANNABHAU SAHEB STUDY CENTRE	1,12,212	22,400							
SANAKAR M BALASAHEB PAVAR STUDY CENTER	2,56,088	16,500	3,273						
SHAHID BHAGATISING CHAIR	1,96,500	16,500	37,756						
RURAL PROBLEMS RESEARCH CENTRE	2,04,256	16,500	31,063						
VASANTRAO NAIK STUDY CENTRE	3,77,563	16,500	68,941						
MAHATMA PHULE -DR. AMBEDKAR THOUGHTS & RESEARCH	1,96,948	24,500	98,223					58,888	
MAHATMA SHINDE WOMEN'S STUDY CENTER	3,67,588	50,000							
GOPALRAI MUNDE NATIONAL RURAL DEV & RES INSTT	80,000								
<b>TOTAL</b>	<b>34,45,103</b>	<b>2,50,626</b>	<b>3,13,483</b>	<b>0</b>	<b>0</b>	<b>0</b>	<b>0</b>	<b>58,888</b>	
<b>HOSTELS &amp; GUEST HOUSE</b>									
KRANTIVYOT SAVITRIBAI PHULE WOMEN'S HOSTEL	52,231	9,000	11,577						
MATOSHRI JIJAU WOMEN'S HOSTEL	1,32,707	7,500	12,996			2,470			
POST GRADUATE WOMEN'S HOSTEL NO 3	64,580		5,139						
PRYADASHINI WOMEN'S HOSTEL	1,11,344	9,000	8,168			33,470			
RAMABAI AMBEDKAR MINORITY GIRLS HOSTEL	1,53,894	9,000	40,000			4,800			
CEIT - NILET WOMEN'S HOSTEL	31,667					14,470			
ECONOMICALY BACKWORD CLASS GIRLS HOSTEL	1,81,500	9,000	50,881			22,675			
CHHATRAPATI SHIVAJI MAHARAJ BOYS HOSTEL	56,000	6,000							
KAMAVEER BHIMRAO PATIL BOYS HOSTEL	68,384	6,000	10,500						
MAHARSHI VITTHAL RAMAJI SHINDE BOYS HOSTEL	38,766	6,000							
SHAHID BHAGATISINGH BOYS HOSTEL	39,519								
SIDDHARTHA SANSHODHAN CHHATRA BOYS HOSTEL	72,915	6,000							
STUDENT LOUNGE	16,620	6,000	10,620			2,100			
GURUDEV RAVINDRANATH TAGORE SHIKSHAK BHAVAN	43,385		1,07,231			68,333			
UNIVERSITY GUEST HOUSE	3,71,425		8,444						
VIDYAPRABHODHINI (ASC) GUEST HOUSE	24,994		2,91,235			1,48,318			
<b>TOTAL</b>	<b>14,69,793</b>	<b>73,500</b>	<b>2,91,235</b>	<b>0</b>	<b>1,48,318</b>	<b>0</b>	<b>0</b>	<b>0</b>	
<b>OTHER</b>									
KNOWLEDGE RESOURCE CENTRE	14,34,122		68,112		1,49,408		6,72,229	17,672	
SUB-CAMPUS LIBRARY - OSHANABAD	26,085		1,774		13,947				
NET /SET GUIDANCE AND TRAINING CENTER	93,650	76,000	3,150						
PRE IAS COACHING CENTRE	3,93,595	1,500	19,145						
NATIONAL SERVICE SCHEME	93,01,051	4,500	19,900						
BOARD OF EXTRA RURAL STUDIES	15,50,230		11,250					23,11,151	
UNI EMPLOYMENT INFORMATION & GUIDANCE BUREAU	43,437						915		
UNIVERSITY HEALTH CENTRE	5,95,628	15,050	25,898				2,070	5,285	
UNIVERSITY GARDEN	10,08,726		180				20,675		
CENTRE FOR INTERNATIONAL RELATION	1,84,578	1,33,500					17,249	30,188	
UNIVERSITY CENTRAL WORKSHOP	94,572		8,954				43,879		
UNIVERSITY PRESS	10,56,789	18,500	3,542				24,130		
FOREIGN STUDENT CELL	15,000	6,000							
<b>TOTAL</b>	<b>1,57,97,463</b>	<b>2,53,090</b>	<b>1,61,805</b>	<b>1,63,355</b>	<b>7,57,017</b>	<b>41,802</b>	<b>23,46,624</b>		
<b>TOTAL</b>	<b>6,10,74,348</b>	<b>5,98,145</b>	<b>25,97,647</b>	<b>6,63,710</b>	<b>53,87,227</b>	<b>1,43,357</b>	<b>79,06,258</b>		

**DR. BABASAHEB AMBEDKAR MARATHWADA UNIVERSITY, AURANGABAD**  
**STATEMENT SHOWING THE DETAILS OF RECURRING EXPENDITURE - 2018-2019 (GENERAL FUND)**

SR. NO.	ACCOUNTS HEAD	EXPENDITURE
<b>1</b>	<b>UNIVERSITY OFFICE:</b>	
	1 EXPENDITURE ON CONTRACT BASIS WORK	6,30,14,319
	2 SANITARY WORKER	1,31,22,039
	3 CAMPUS SECURITY SYSTEM (SECURITY GUARDS)	1,13,20,056
	4 SALARY TO EMPLOYEES ON CONSOLIDATED SALARY	51,34,441
	5 CONSOLIDATED SALARY TO COMPUTER CENTRE STAFF (INC EXAM)	7,65,018
	6 EXTRA DUTY PAY AND OTHER SALARY EXPENDITURE	34,80,982
	7 PRE-AUDIT EXPENDITURE	14,66,766
	8 SALARY/TEACHING /NON TEACHING)- GENERAL FUND	4,60,48,473
	<b>TOTAL:</b>	<b>14,43,52,094</b>
<b>2</b>	<b>EXAMINATION EXPENDITURE:</b>	
	1 AWARDS TO IDEAL EXAMINATION CENTRES, CHIEF SUPERINTENDENT ETC.	72,747
	2 CONTINGENCY EXPENDITURE	10,38,396
	3 DISPATCH OF ANSWER / QUESTION PAPER AND OTHER MISCELLANEOUS EXP	32,30,348
	4 EXAMINATION IMPROVEMENT SYSTEM TRAINING	8,700
	5 MEETING AND OTHER EXPENDITURE	12,76,620
	6 POSTAGE	3,27,239
	7 PRACTICAL EXAMINATION EXPENDITURE	23,46,316
	8 PRINTING OF ANSWER PAPER	2,14,97,984
	9 PRINTING OF DEGREE CERTIFICATE AND CONVOCATION CEREMONY	15,33,927
	10 PRINTING OF EXAMINATION AND APPLICATION FORM PRINTING	1,150
	11 PRINTING OF QUESTION PAPER	2,66,00,000
	12 PRINTING, STATIONERY, PHOTOCOPYING AND OTHER MATERIAL	57,69,415
	13 REMUNERATION TO GAS EMPLOYEES AND EXAMINER ETC	7,12,83,328
	14 REMUNERATION TO EXAM CENTRE EMPLOYEE SUPERVISOR ETC	3,84,82,001
	15 REPAIR AND MAINTENANCE TO COMPUTER & EQUIPMENTS - AMC	1,35,422
	16 TRAVELLING & CONVEYANCE ALLOWANCE - OFFICERS AND OTHER STAFF	73,76,433
	<b>TOTAL:</b>	<b>18,09,80,026</b>
<b>3</b>	<b>STUDENTS DEVELOPMENT:</b>	
	1 HONORERIUM	500
	2 PROGRAM & FUNCTIONS	24,948
	3 CENTRAL YOUTH FESTIVAL	22,16,329
	4 CONTINGENCY EXPENDITURE - UNIVERSITY STUDENTS COUNCIL PROGRAMME	90,219
	5 DOCUMENTATION	27,000
	6 HOSTEL IMPROVEMENT FACILITY	1,47,000
	7 INDRA DHANUSHA WEST ZONAL AND NATIONAL YOUTH FESTIVAL	9,08,090
	8 LATE VASANTRAOJI KALE EARN AND LEARN SCHEME - COLLEGE GRANT	3,97,300
	9 LATE VASANTRAOJI KALE EARN AND LEARN SCHEME - UNIVERSITY	95,43,989
	10 NOMINATION OF STUDENTS TO VARIOUS PROGRAMME	19,089
	11 NSS - UNIVERSITY DEPARTMENT VARIOUS PROGRAMME	25,000
	12 PRIYDARSHINI WOMEN'S HOSTEL MESS CHARGES	2,27,923
	13 STUDENT AID FUND (CONTINGENCY)	2,87,475
	14 VARIOUS CAMPS / WORKSHOP - DRAMA TRAINING PROGRAMME ETC	4,22,000
	15 VARIOUS COMPETITION	4,63,045
	16 PROGRAMME PARTICIPATION UNDER HONBLE CHANCELLORS OFFICE AND OT	31,35,685
	17 YOUTH FESTIVAL TRAINING	9,05,618
	<b>TOTAL:</b>	<b>1,88,41,210</b>
<b>4</b>	<b>UNIVERSITY ESTATE:</b>	
	1 AUDITORIUM BUILDING MAINTENANCE (ELECTRICITY, WATER ETC)	8,12,012
	2 BUILDING REPAIR, MAINTENANCE AND COLOURING - 25 YEARS OLD BUILDING	4,44,62,790
	3 BUILDING VEHICLE CASH AND VALUABLES - INSURANCE PREMIUM	18,77,147
	4 CONTINGENCY EXPENDITURE	1,19,339
	5 DRAINAGE	5,57,800
	6 ELECTRICITY BILL	1,77,78,849
	7 FIRE FIGHTING MACHINERY - REFILLING	1,98,429
	8 MUNICIPAL CORPORATION TAX - PROPERTY TAX	1,27,35,039
	9 REPAIR AND MAINTENANCE TO EQUIPMENT	7,46,664
	10 REWIRING	87,772
	11 ROAD AND BRIDGE MISCELLANEOUS REPAIR AND MAINTENANCE	72,472
	12 TRACTOR REPAIRING	4,490

Expenditure on Salary Component

**DR. BABASAHEB AMBEDKAR MARATHWADA UNIVERSITY, AURANGABAD**  
**STATEMENT SHOWING THE SALARY EXPENDITURE FOR THE YEAR 2018-2019**  
**SCHEDULE ' B '**

Sr.No.	Name of the Section / Department	Salary Expenditure
1	<b>UNIVERSITY OFFICE :</b>	
	VICE-CHANCELLOR / REGISTRAR	4433321
2	<b>ADMINISTRATIVE STAFF :</b>	
	(A) ACADEMIC SECTION	11827003
	(b) P. G. SECTION	4819519
	(C) EXAMINATION SECTION	28267339
	(d) FINANCE AND ACCOUNTS SECTION	14804784
	(e) ESTABLISHMENT SECTION	26330026
	(f) PRE-AUDIT SECTION	956546
	(g) OTHER STAFF	11734433
	(h) STATISTICAL UNIT	521736
	(I) SPECIAL CELL	1532368
3	CHANGE IN PAY SCALE /LTC / MLTC /LEAVE ENCASHMENT	4657037
4	ARREARS / DEARNESS ALLOWANCES Etc.	76869410
5	LIFELONG EDUCATION AND EXTENSION DEPARTMENT	4745526
6	NATIONAL SERVICE SCHEME	10630
7	COLLEGE TRIBUNAL	2706860
8	USIC - SERVICE AND INSTRUMENTATION CENTER	3949838
9	BOARD OF EXTRA MURAL STUDIES	1734268
10	UNIVERSITY GARDEN	8096903
11	EMPLOYMENT INFORMATION & GUIDANCE BUREAU	717271
12	CENTRAL WORKSHOP	3097007
13	UNIVERSITY LIBRARY	192227389
14	UNIVERSITY ESTATE	30016915
15	HEALTH CENTRE	2810470
16	STUDENT'S WELFARE BOARD	4799481
17	GUEST HOUSE	426404
	<b>Total Rs. (A)</b>	<b>269092484</b>
18	<b>EDUCATIONAL DEPARTMENTS:</b>	
1	MARATHI	8744749
2	HINDI	9109922
3	ENGLISH	10548993
4	URDU	4267763
5	PALI AND BUDDHISM	254996
6	FOREIGN LANGUAGE	975597
7	HISTORY	10175378
8	POLITICAL SCIENCE	5661260
9	SOCIOLOGY	11460723
10	PUBLIC ADMINISTRATION	7031722
11	ECONOMICS	9941393
12	JOURNALISM AND MASS COMMUNICATION	2331891
13	LIBRARY & INFORMATION SCIENCE	3636968
14	COMMERCE	15870214
15	MANAGEMENT SCIENCE	1816475
16	TOURISM ADMINISTRATION	2166880
17	MATHEMATICS	7561674
18	STATISTICS	9972021
19	ZOOLOGY	25054762
20	PHYSICS	26694456
21	CHEMISTRY	16703798

## Other Expenditures

### DR. BABASAHEB AMBEDKAR MARATHWADA UNIVERSITY, AURANGABAD THE BREAK-UP OF RECURRING EXPENDITURE FOR THE YEAR 2018-2019 (GENERAL FUND) SCHEDULE (C-1)

PARTICULARS NAME OF DEPARTMENT / SECTION	TOTAL							
	1	2	3	4	5	6	7	8
RESEARCH AND STUDY CENTRE			HONORARIUM / OTHER SALARY EXPENSES	CONTINGENCY / MISCELLANEOUS	PRINTING & STATIONERY / POSTAGE	REPAIR & MAINTENANCE TO COMPUTERS & EQUIPMENTS AND OTHER	TELEPHONE / E-LEARNING / INTERNET / SOFTWARE LICENCING / ELECTRICITY	SELF SUPPORTED COURSES
MAHATMA JYOTIBA PHULE PRATISHTHAN	2,40,328	12,000						
DR. BABASAHEB AMBEDKAR RESEARCH CENTRE	2,58,745	19,887		14,220				
HAJARSHHE SHAHU MAHARAJ RESEARCH CENTRE	3,90,806	16,500		6,681				
GAUTAM BUDDHA STUDY CENTRE	2,46,206	16,500		4,524				
CHHATRAPATI SHIVAJI MAHARAJ STUDY CENTRE	3,21,366	6,339		48,822				
MAHATMA GANDHI STUDY CENTRE	1,96,495	16,500						
ANNABHAU SATHE STUDY CENTRE	1,12,212	22,400						
SANAKAR M BALASAHEB PAWAR STUDY CENTRE	2,56,088	16,500		3,273				
SHAHID BHAGAT SING CHAIR	1,96,500	16,500						
RURAL PROBLEMS RESEARCH CENTRE	2,04,256	16,500		37,756				
MAHATMA PHULE -DR AMBEDKAR THOUGHTS & RESEARCH	3,77,563	16,500		31,063				
VASANRAO MAIK STUDY CENTRE	1,96,948	16,500		68,941				
TARABAI SHINDE WOMEN'S STUDY CENTRE	3,67,598	24,500		98,223				
GOPINATHI MUNDHE NATIONAL RURAL DEV & RES INST	80,000	50,000						58,888
TOTAL	34,45,103	2,58,626	3,13,483	0	0	0	0	58,888
HOSTELS & GUEST HOUSE								
KRANTIVIJAY SAVITRIBAI PHULE WOMEN'S HOSTEL	52,231	9,000		11,577				
MAVODSHRI JIJAU WOMEN'S HOSTEL	1,32,707	7,500		12,996		2,470		
POST GRADUATE WOMEN'S HOSTEL NO 3	64,580			5,139				
PRIVYADASHINI WOMEN'S HOSTEL	1,11,344	9,000		8,168		32,470		
RAMABAI AMBEDKAR MINORITY GIRLS HOSTEL	1,53,894	9,000		40,000		4,800		
CEBT - NILET WOMEN'S HOSTEL	31,667					14,470		
ECONOMICAL Y BACWORGD CLASS GIRLS HOSTEL	1,81,500	9,000		50,881		22,675		
CHHATRAPATI SHIVAJI MAHARAJ BOYS HOSTEL	56,000	6,000						
KARWENER BHAYRAO PATIL BOYS HOSTEL	68,384	6,000		10,500				
MAHARSHI VITTHAL RAMAJI SHINDE BOYS HOSTEL	38,766	6,000						
SHAHID BHAGAT SINGH BOYS HOSTEL	39,519	6,000						
SIDDHARTH SANSHODHAN CHHATRA BOYS HOSTEL	72,915	6,000						
STUDENT LOUNGE	16,620	6,000		10,620		2,100		
GUJUDY RAVINDRANATH TAGORE SHIKSHAK BHAVAN	43,385			25,679		2,100		
UNIVERSITY GUEST HOUSE	3,71,425			1,07,231		69,339		
VIDYAPRABHODHINI (ASC) GUEST HOUSE	24,994			8,444				
TOTAL	14,59,931	73,500		2,91,235	0	1,48,318	0	0
OTHER								
KNOWLEDGE RESOURCE CENTRE	14,34,122			68,112	1,48,408	8,72,229	17,672	
SUB-CAMPUS LIBRARY - OSMANABAD	26,085			1,774	13,947			
NET /SET GUIDANCE AND TRAINING CENTER	93,650	76,000		3,150				
PRE IAS COACHING CENTRE	3,93,595	1,500		19,145				
NATIONAL SERVICE SCHEME	93,01,051	4,500		19,900				
BOARD OF EXTRA MURAL STUDIES	15,50,230			11,250				23,11,151
UNI EMPLOYMENT INFORMATION & GUIDANCE BUREAU	43,437					915		
UNIVERSITY HEALTH CENTRE	5,95,628	16,050		25,898		2,070		5,285
UNIVERSITY GARDEN	10,08,726			180		20,675		30,188
CENTRE FOR INTERNATIONAL RELATION	1,84,578		1,33,500					
UNIVERSITY CENTRAL WORKSHOP	94,572			8,954		17,249		
UNIVERSITY PRESS	10,56,789	16,500		3,542		43,879		24,130
FOREIGN STUDENT CELL	15,000							
TOTAL	1,52,67,463	2,53,050		1,61,805	1,63,395	7,57,017	41,802	23,46,624
TOTAL	6,10,78,348	5,98,145	25,97,647	6,63,710	53,87,227	1,43,357	79,06,258	

**DR. BABASAHEB AMBEDKAR MARATHWADA UNIVERSITY, AURANGABAD**  
**STATEMENT SHOWING THE DETAILS OF RECURRING EXPENDITURE - 2018-2019 (GENERAL FUND)**

**SCHEDULE ' C-II '**

SR. NO.	ACCOUNTS HEAD	EXPENDITURE
<b>1</b>	<b>UNIVERSITY OFFICE:</b>	
	1 EXPENDITURE ON CONTRACT BASIS WORK	6,30,14,319
	2 SANITARY WORKER	1,31,22,039
	3 CAMPUS SECURITY SYSTEM ( SECURITY GUARDS )	1,13,20,056
	4 SALARY TO EMPLOYEES ON CONSOLIDATED SALARY	51,34,441
	5 CONSOLIDATED SALARY TO COMPUTER CENTRE STAFF ( INC EXAM )	7,65,018
	6 EXTRA DUTY PAY AND OTHER SALARY EXPENDITURE	34,80,982
	7 PRE-AUDIT EXPENDITURE	14,66,766
	8 SALARY (TEACHING / NON TEACHING)- GENERAL FUND	4,60,48,473
	<b>TOTAL:</b>	<b>14,43,52,094</b>
<b>2</b>	<b>EXAMINATION EXPENDITURE:</b>	
	1 AWARDS TO IDEAL EXAMINATION CENTRES, CHIEF SUPERINTENDENT ETC.	72,747
	2 CONTINGENCY EXPENDITURE	10,38,396
	3 DISPATCH OF ANSWER / QUESTION PAPER AND OTHER MISCELLANEOUS EXP	32,30,348
	4 EXAMINATION IMPROVEMENT SYSTEM TRAINING	8,700
	5 MEETING AND OTHER EXPENDITURE	12,76,620
	6 POSTAGE	3,27,239
	7 PRACTICAL EXAMINATION EXPENDITURE	23,46,316
	8 PRINTING OF ANSWER PAPER	2,14,97,984
	9 PRINTING OF DEGREE CERTIFICATE AND CONVOCATION CEREMONY	15,33,927
	10 PRINTING OF EXAMINATION AND APPLICATION FORM PRINTING	1,150
	11 PRINTING OF QUESTION PAPER	2,66,00,000
	12 PRINTING, STATIONERY, PHOTOCOPYING AND OTHER MATERIAL	57,69,415
	13 REMUNERATION TO CAS EMPLOYEES AND EXAMINER ETC	7,12,83,328
	14 REMUNERATION TO EXAM CENTRE EMPLOYEE, SUPERVISOR ETC.	3,84,82,001
	15 REPAIR AND MAINTENANCE TO COMPUTER & EQUIPMENTS - AMC	1,35,422
	16 TRAVELLING & CONVEYANCE ALLOWANCE - OFFICERS AND OTHER STAFF	73,76,433
	<b>TOTAL:</b>	<b>18,09,80,026</b>
<b>3</b>	<b>STUDENTS DEVELOPMENT:</b>	
	1 HONORERIUM	500
	2 PROGRAM & FUNCTIONS	24,948
	3 CENTRAL YOUTH FESTIVAL	22,16,329
	4 CONTINGENCY EXPENDITURE - UNIVERSITY STUDENTS COUNCIL PROGRAMME	90,219
	5 DOCUMENTATION	27,000
	6 HOSTEL IMPROVEMENT FACILITY	1,47,000
	7 INDRA-DHANUSHYA, WEST ZONAL AND NATIONAL YOUTH FESTIVAL	9,08,090
	8 LATE VASANTRAOJI KALE EARN AND LEARN SCHEME - COLLEGE GRANT	3,97,300
	9 LATE VASANTRAOJI KALE EARN AND LEARN SCHEME - UNIVERSITY	95,43,989
	10 NOMINATION OF STUDENTS TO VARIOUS PROGRAMME	19,089
	11 NSS - UNIVERSITY DEPARTMENT VARIOUS PROGRAMME	25,000
	12 PRIYDARSHINI WOMEN'S HOSTEL MESS CHARGES	2,27,923
	13 STUDENT AID FUND (CONTINGENCY)	2,87,475
	14 VARIOUS CAMPS / WORKSHOP - DRAMA TRAINING, PROGRAMME ETC	4,22,000
	15 VARIOUS COMPETITION	4,63,045
	16 PROGRAMME PARTICIPATION UNDER HON'BLE CHANCELLORS OFFICE AND OT	31,35,685
	17 YOUTH FESTIVAL TRAINING	9,05,618
	<b>TOTAL:</b>	<b>1,88,41,210</b>
<b>4</b>	<b>UNIVERSITY ESTATE:</b>	
	1 AUDITORIUM BUILDING MAINTENANCE (ELECTRICITY, WATER ETC)	8,12,012
	2 BUILDING REPAIR, MAINTENANCE AND COLOURING - 25 YEARS OLD BUILDING	4,44,62,790
	3 BUILDING, VEHICLE CASH AND VALUABLES - INSURANCE PREMIUM	18,77,147
	4 CONTINGENCY EXPENDITURE	1,19,339
	5 DRAINAGE	5,57,800
	6 ELECTRICITY BILL	1,77,78,849
	7 FIRE FIGHTING MACHINERY - REFILLING	1,98,429
	8 MUNICIPAL CORPORATION TAX - PROPERTY TAX	1,27,35,039
	9 REPAIR AND MAINTENANCE TO EQUIPMENT	7,46,664
	10 REWIRING	87,772
	11 ROAD AND BRIDGE MISCELLANEOUS REPAIR AND MAINTENANCE	72,472
	12 TRACTOR REPAIRING	4,490

SR. NO.		ACCOUNTS HEAD	SCHEDULE ' C-II '	EXPENDITURE
<b>9</b>	<b>MISCELLANEOUS EXPENDITURE:</b>	<b>TOTAL:</b>	<b>97,57,042</b>	
1	ADVERTISEMNT EXPENDITURE		19,56,985	
2	COMMITTEE FOR REDRESSAL OF GRIEVANCES AGAINST SEXUAL HARASSMENT		1,04,064	
3	CONTINGENCY		10,60,622	
4	CONTINGENCY EXPENDITURE - VC / PRO-VC / REGISTRAR / BCUO / EXAM CONT		4,77,560	
5	DAY CARE CENTRE		19,442	
6	E-SERVICE CHARGES (FEES AND ADMINISTRATIVE CHARGES)		70,12,708	
7	ELECTION EXPENDITURE		60,088	
8	LEGAL ADVICE AND ENQUIRY COMMITTEE EXPENDITURE		16,22,328	
9	MAINTENANCE AND REPAIRS TO VEHICLE AND FUEL		11,58,976	
10	MOBILE LABRATORY		3,54,437	
11	PROGRAM AND FUNCTIONS		11,40,417	
12	REMUNERATION TO STATORY AUDITORS / PROFESSIONAL FEES		5,58,196	
13	REPAIRS AND MAINTENANCE TO ELECTRONICS EQUIPMENTS /INVERTER / CCT		3,49,261	
14	REPAIRS AND MAINTENANCE TO PHOTOCOPIER MACHINE		4,956	
15	REPAIRS TO COMPUTERS AND OTHER EXPENDITURE		71,584	
16	SELECTION COMMITTEE EXPENDITURE FOR TEACHING AND NON-TEACHING ST		3,00,724	
17	TELEPHONE EXPENDITURE		10,14,506	
18	TRAINING TO UNIVERSITY EMPLOYEES		1,70,269	
19	UNIFORM		2,92,227	
20	UNIVERSITY CALENDAR / DAIRY ETC		2,99,450	
21	VEHICAL ALLOWANCE		5,31,759	
22	BANK CHARGES		42,395	
	<b>TOTAL:</b>		<b>1,86,02,954</b>	
<b>10</b>	<b>SUB-CAMPUS OSMANABAD OFFICE:</b>			
1	SALARY EMPLOYEES ON CONSOLIDATED SALARY		7,39,024	
2	CAMPUS SECURITY SYSTEM ( SECURITY GUARDS )		15,78,560	
3	DAILY WAGERS AND WORK ON CONTRACT BASIS		12,03,955	
4	HONORARIUM TO DIRECTOR		4,47,666	
5	REMUNERATION CHB TEACHER		11,89,717	
6	TRAVELLING EXPENSES		1,89,787	
7	PRINTING AND STATIONARY		27,315	
8	COMPUTER & INST REPAIRS		1,41,678	
9	CONTINGENCIES		66,275	
10	TELEPHONE EXP		5,39,934	
11	DIESEL & GAS EXP - OFFICE		4,297	
12	WATER & ELECTRICITY		10,87,037	
13	INSURANCE		24,144	
14	EXAM EXP		3,61,061	
15	EDUCATIONAL AND CULTURAL PROGRAME		3,90,654	
16	GARDEN & CAMPUS DEVELOPMENT		3,53,614	
17	EARN AND LEARN		1,74,164	
18	MIDC CHARGES		8,77,009	
19	DEVELOPMENT & WATER CHARGES		17,91,290	
20	STUDENT DEVELOPMENT		53,744	
21	PRE AUDIT EXPENDITURE		9,284	
22	BANK CHARGES		10,068	
23	NSS		71,538	
24	DTE REGISTRATION REFUND		16,000	
25	DTE REMUNARATION		1,10,370	
	<b>TOTAL:</b>		<b>1,14,58,185</b>	
<b>11</b>	<b>OTHER:</b>			
1	VICE-CHANCELLORS DISCRETIONARY GRANT		21,73,491	
2	AFFILIATION FEES REFUND EXPENDITURE		32,93,821	
	<b>TOTAL:</b>		<b>54,67,312</b>	
<b>TOTAL EXPENDITURE - SCHEDULE ' C-II ' (GENERAL FUND):</b>			<b>51,83,21,066</b>	

Sd/-  
R. D. MADKE  
FINANCE & ACCOUNTS OFFICER