

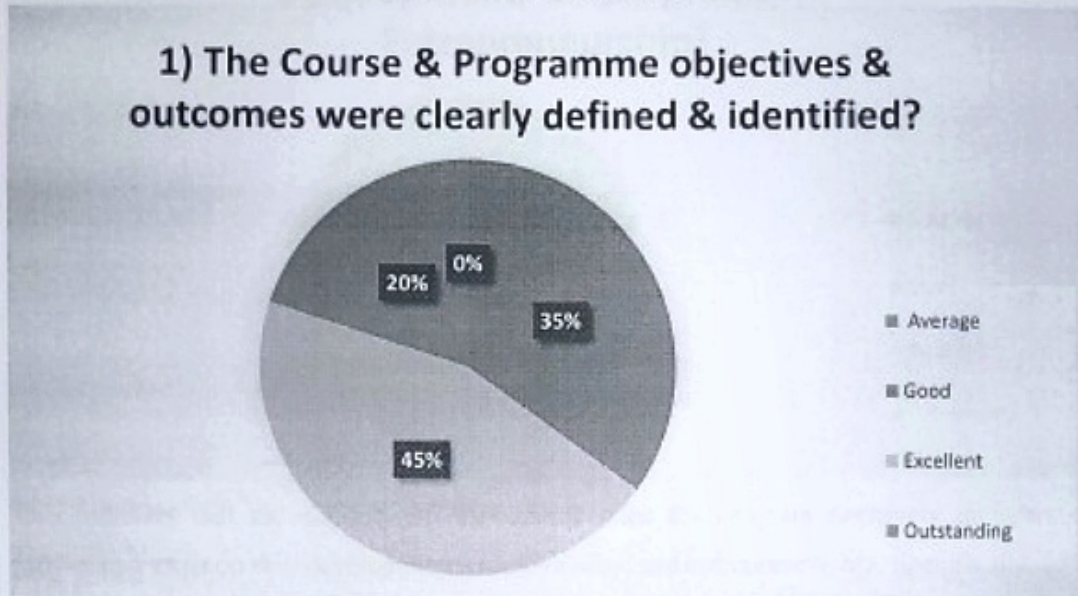
1.4.2. Structure Feedback Received from the students (Academic 2021-22)

Email Address	Name of the Student	Department	Class	Year	PRN Number	AADHAR No.	Mobile No.
sunilwagh9767@gmail.com	Sunil Balasaheb wagh	Geography	M.A. II	2021-22	2018015200704514	427170445281	9767557068
lonkardipak13@gmail.com	Ankush Baburao Lonkar	Geography	M.A. II	2021-22	2015015200805605	535033291654	+917057142127
thombreshwini69439@gmail.com	Ashwini Uttam Thombare	Geography	M.A. II	2021-22	2018015200164196	895140726166	9373156207
gavalisomnath506@gmail.com	Somnath Shamrao Gavali	Geography	M.A. II	2021-22		573698167500	7083142578
yogeshkarke7@gmail.com	Yogesh Raybhan karke	Geography	M.A. II	2021-22	2016015200391997	3058 1109 8035	9763854618
kartik8336@gmail.com	Kartik Ramesh nikam	Geography	M.A. I	2021-22		398012910630	7350242808
pawar1411999@gmail.com	SAGAR PARSHRAM PAWAR	Geography	M.A. II	2021-22	2020015200922293	982988681684	7262870837
pittekarbhagwan76@gmail.com	Pitekar Bhagwan Laxman	Geography	M.A. II	2021-22	20200152009222092	347695932569	9172100869
komaikabade65@gmail.com	Komal Arun Kabade	Geography	M.A. II	2021-22	2018015200656136	868058257389	9130771683
mangeshkantale7@gmail.com	Mangesh kantake	Geography	M.A. II	2021-22	2018015200489305	685273936912	9309962920
aakankshakadhare358@gmail.com	Aakanksha Sanjay Kadhare	Geography	M.A. II	2021-22	2017015200632431	318695604764	7507183982
gavhane.siddhu358@gmail.com	Siddharth gavhane	Geography	M.A. II	2021-22	2012015200544553	554522334793	8668921937
morerupali668@gmail.com	Rupali More	Geography	M.A. II	2021-22		402375623787	9527355934
bhargavik3006@gmail.com	Bhargavi Kapure	Geography	M.A. II	2021-22		9209 9882 4717	9112256563
rathodshubham610@gmail.com	Rathod shubham Baliram	Geography	M.A. II	2021-22	20200152005922111	448508598113	9021702814
kmsontakke11@gmail.com	Kailas mungaji sontakke	Geography	M.A. II	2021-22	2021015200821676	997895248343	+917276720001
rupalidhiwar7@gmail.com	Rupali Avinash dhiwar	Geography	M.A. II	2021-22	2020015200922304	326351673184	9763195272
rajshrirotekale@gmail.com	Tekale Rajshri Dattatya	Geography	M.A. II	2021-22	2016015200369673	934713705786	9552040654
shroddhakendre01@gmail.com	Shroodha Kendre	Geography	M.A. I	2021-22	2015015200901784	431594733835	9923192500
balusarkate32@gmail.com	BALU Shivaji sarkate	Geography	M.A. II	2021-22	2017015200631056	642766606346	8208047076

Head
Department of Geography,
Babasaheb Ambedkar Marathwada University
Aurangabad

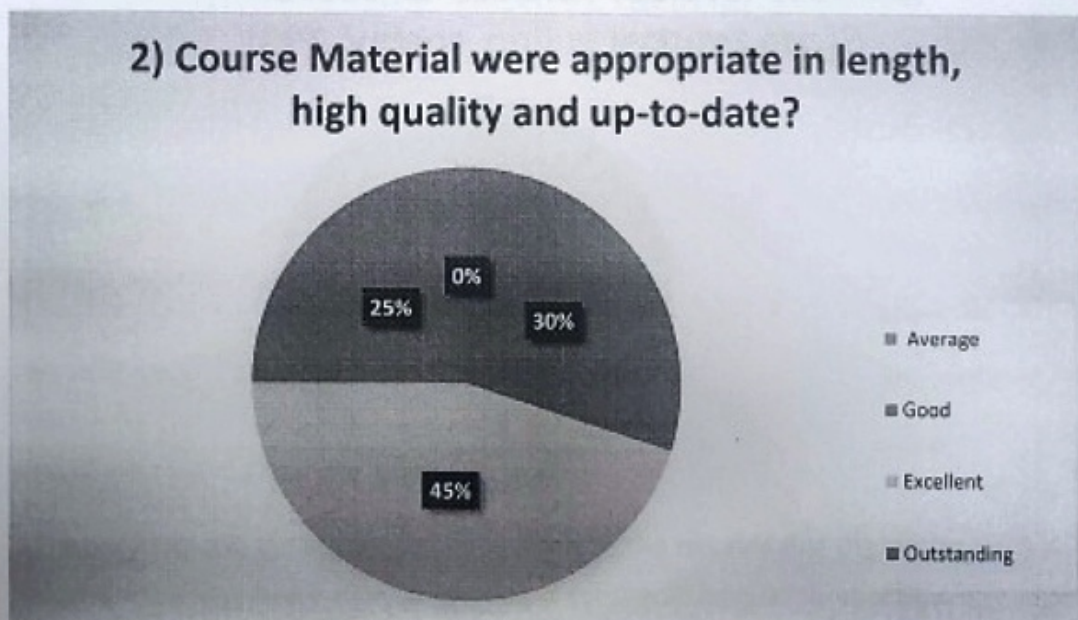
1.4.2 Structured Feedback received from the students (Academic Year 2021-22)

1) The Course & Programme objectives & outcomes were clearly defined & identified?




This indicates that the majority of respondents rated the clarity of the course and program objectives and outcomes as either Excellent (45%) or Outstanding (20%), suggesting that these aspects were well-defined and identified according to their perception.

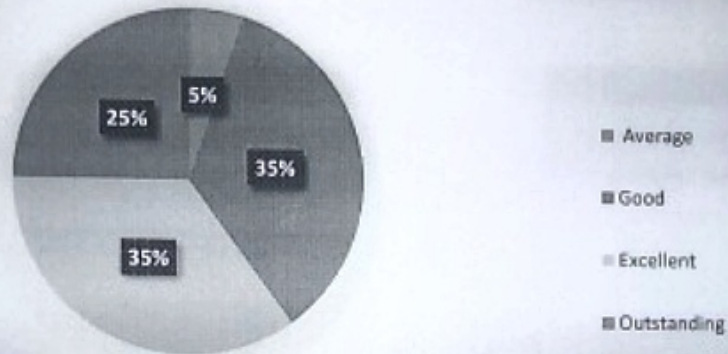
2) Course Material were appropriate in length, high quality and up-to-date?



This indicates that the majority of respondents rated the course material as either Excellent (45%) or Outstanding (25%), suggesting that they found the material to be of high quality, up-to-date, and appropriately sized.

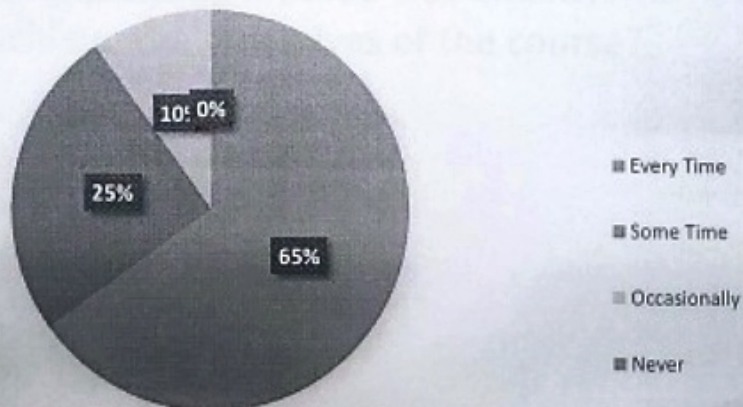

Department of Geography,
Dr. Babasaheb Ambedkar Marathwada University
Aurangabad

3) The programme provides focus on skill Development/ Employability / Entrepreneurship?



This indicates that the majority of respondents rated the program positively in terms of providing a focus on skill development, employability, and entrepreneurship. Specifically, 35% rated it as Good, 35% as Excellent, and 25% as Outstanding. Only 5% rated it as Average. Overall, this suggests that most respondents viewed the program favorably in terms of its emphasis on these aspects.

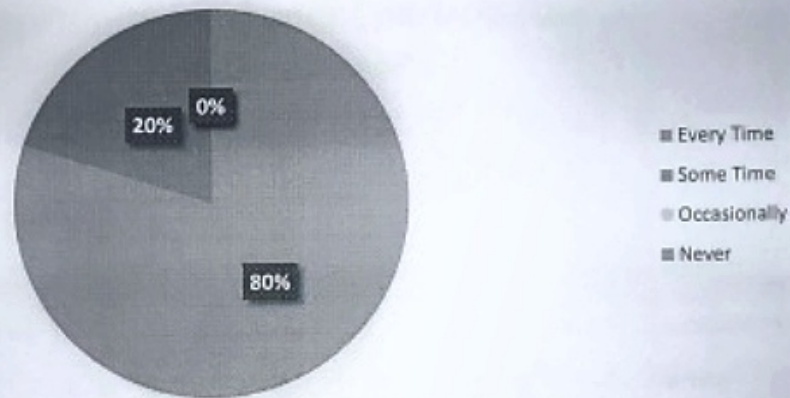
4) The teacher used ICT tools for teaching (PPT, Videos, online lectures etc.)?



This indicates that the majority of respondents (65%) reported that the teacher used ICT tools for teaching every time, suggesting a consistent integration of technology in the teaching process. 25% reported that the teacher used ICT tools some time, indicating a less frequent but still regular use. 10% reported that the teacher used ICT tools occasionally, implying a more sporadic use. None of the respondents reported that the teacher never used ICT tools for teaching.

[Signature]
Head
Department of Geography,
Dr. Babasaheb Ambedkar Marathwada University
Aurangabad

5) The teacher was fair and unbiased in examination process?

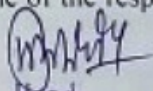


This indicates that the majority of respondents (80%) reported that the teacher was fair and unbiased in the examination process every time. 20% reported that the teacher was fair and unbiased sometimes, suggesting occasional instances where fairness may have been perceived differently. None of the respondents reported that the teacher was fair and unbiased only occasionally or never, indicating a generally positive perception of fairness in the examination process.

6) The teaching method was effective to achieve the objectives of the course?




This indicates that the vast majority of respondents (85%) reported that the teaching method was effective in achieving the objectives of the course every time. 15% reported that the teaching method was effective some time, suggesting occasional instances where the effectiveness of the teaching method may have varied. None of the respondents reported that


Head
Department of Geography,
Dr. Babasaheb Ambedkar Marathwada University
Aurangabad

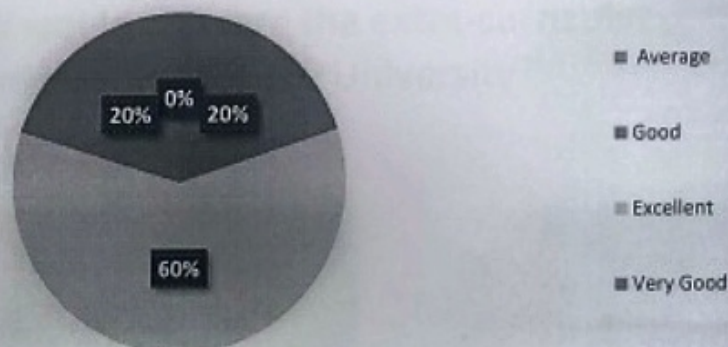
the teaching method was effective only occasionally or never, indicating a generally positive perception of the effectiveness of the teaching method.

7) The teaching method allowed adequate opportunity for student participation and discussion?



This indicates that the majority of respondents (75%) reported that the teaching method allowed adequate opportunity for student participation and discussion every time. 25% reported that the teaching method allowed for student participation and discussion some time, suggesting that while there were opportunities for participation and discussion, they may not have been consistent. None of the respondents reported that the teaching method allowed for student participation and discussion only occasionally or never, indicating a generally positive perception of the level of student engagement facilitated by the teaching method.

8) Does the Institute provides adequate ICT facilities (Computer, LCD Projects, Internet, Wi-Fi etc.) within campus?

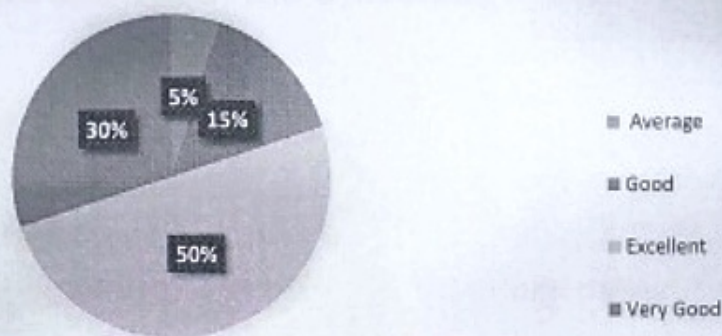


This indicates that the majority of respondents (60%) rated the institute's ICT facilities as Excellent, suggesting that they found the facilities to be of high quality and fully sufficient for

M. S. Joshi
Department of Geography,
Dr. Babasaheb Ambedkar Marathwada University
Aurangabad


their needs. 20% rated the facilities as Very Good, indicating a slightly lower but still positive perception. Another 20% rated the facilities as Good, suggesting a moderate level of satisfaction. None of the respondents rated the facilities as Average, indicating that overall, the perception of the ICT facilities provided by the institute is positive.

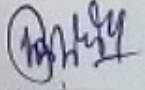
9) How would you rate the Library, Infrastructure and Laboratory facilities of the University?



This indicates that the majority of respondents (50%) rated the library, infrastructure, and laboratory facilities of the university as Excellent, suggesting that they found these facilities to be of high quality and highly satisfactory. 30% rated the facilities as Very Good, indicating a slightly lower but still positive perception. 15% rated the facilities as Good, suggesting a moderate level of satisfaction. Only 5% rated the facilities as Average, indicating that overall, the perception of these facilities is positive among the respondents.

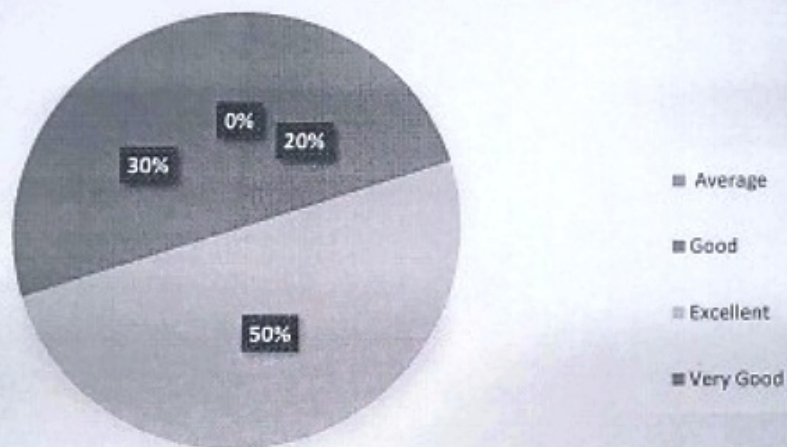
10) How would you rate the extra-curricular environment of the University?





Head
Department of Geography,
Dr. Babasaheb Ambedkar Marathwada University
Aurangabad

This indicates that the majority of respondents (40%) rated the extra-curricular environment of the university as Very Good, suggesting that they found the opportunities and activities outside of academics to be satisfactory and fulfilling. 35% rated the environment as Excellent, indicating a high level of satisfaction and enrichment in extra-curricular activities. 25% rated it as Good, suggesting a moderate level of satisfaction. None of the respondents rated the extra-curricular environment as Average, indicating that overall, the perception of the extra-curricular environment is positive among the respondents.

11) How do you grade the overall academic environment in the University?



This indicates that the majority of respondents (50%) rated the overall academic environment in the university as Excellent, suggesting that they found the academic atmosphere to be highly conducive to learning and growth. 30% rated it as Very Good, indicating a slightly lower but still positive perception. 20% rated it as Good, suggesting a moderate level of satisfaction. None of the respondents rated the overall academic environment as Average, indicating that overall, the perception of the academic environment is positive among the respondents.


Head

Department of Geography,
Dr. Babasaheb Ambedkar Marathwada University
Aurangabad