

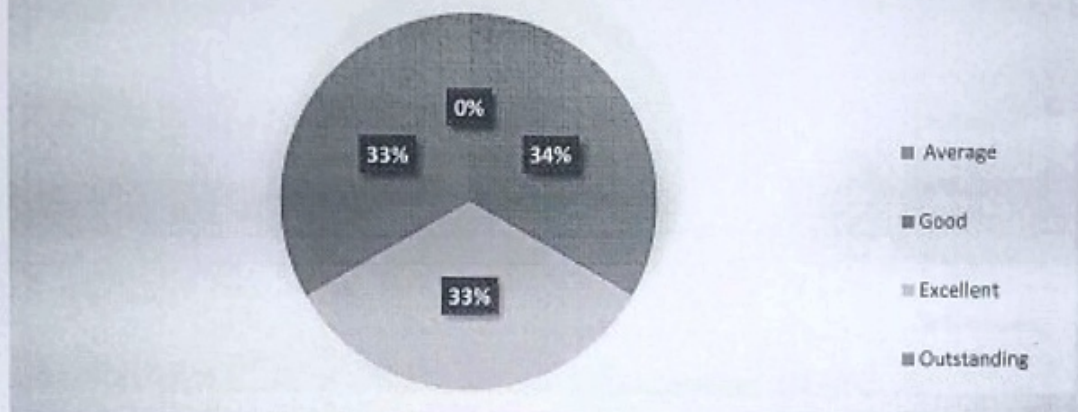
**1.4.2. Structure Feedback Received from the students (Academic 2020-21)**

Email Address	Name of the Student	Department	Class	Year	PRN Number	AADHAR No.	Mobile No.
gopalsamadhanga2@gmail.com	Samadhan Gopal	Geography	M.A. II	2020-21	2019015201032651	402340198908	9673486283
kulkarnidarshana22@gmail.com	Darshana Sachin Kulkarni	Geography	M.A. I	2020-21	2020015200922126	53931209263	09325455651
krishnachavan867@gmail.com	Chavan Krishna gunaji	Geography	M.A. II	2020-21	2016015200932286	202430260325	9604422935
meghakulkarni1207@gmail.com	Megha marindrao kulkarni	Geography	M.A. II	2020-21	2015015200275795	916360689598	8669330893
afreenPate480@gmail.com	Patel Afreen begum Waheed F	Geography	M.A. II	2020-21	2021015200821645	666041477467	8378928140
valvirklema02@gmail.com	Valvi Rikilema Arvind	Geography	M.A. II	2020-21	2020015200922103	502718028889	8412961860

Head  
Department of Geography,  
G.B. Pant University of Technology & Information Sciences,  
Roorkee, Uttarakhand

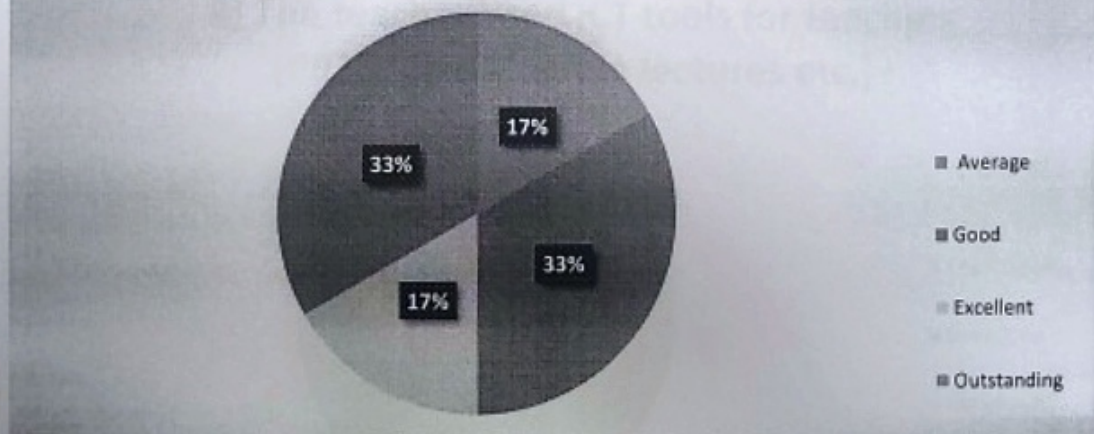
#### 1.4.2 Structured Feedback received from the students (Academic Year 2020-21)

### 1) The Course & Programme objectives & outcomes were clearly defined & identified?




From the chart, it is clear that most respondents rated the clarity of course and program objectives and outcomes as either Excellent or Outstanding, with fewer respondents rating it as Good.

### 2) Course Material were appropriate in length, high quality and up-to-date?

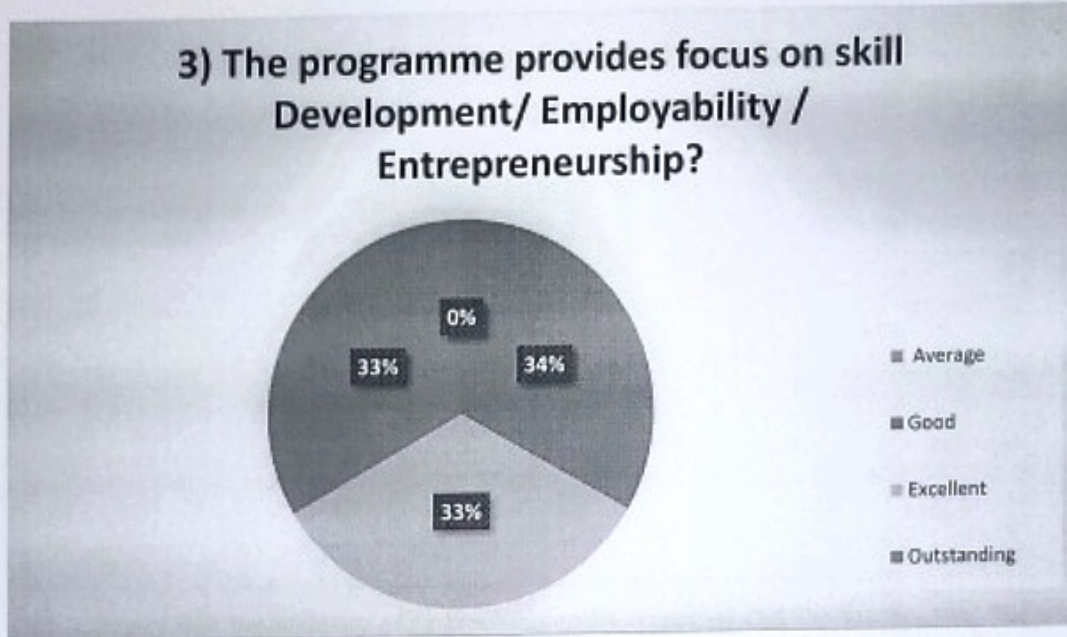


This indicates that there is a split in responses regarding the course material. While 33% rated it as Good and 33% rated it as Outstanding, suggesting that they found the material to be of high quality, up-to-date, and appropriately sized, 17% rated it as Average and 17% rated it as Excellent, indicating a less clear consensus on the quality and appropriateness of the course material.

  
Head  
Department of Geography,  
Dr. Babasaheb Ambedkar Marathwada University  
Aurangabad

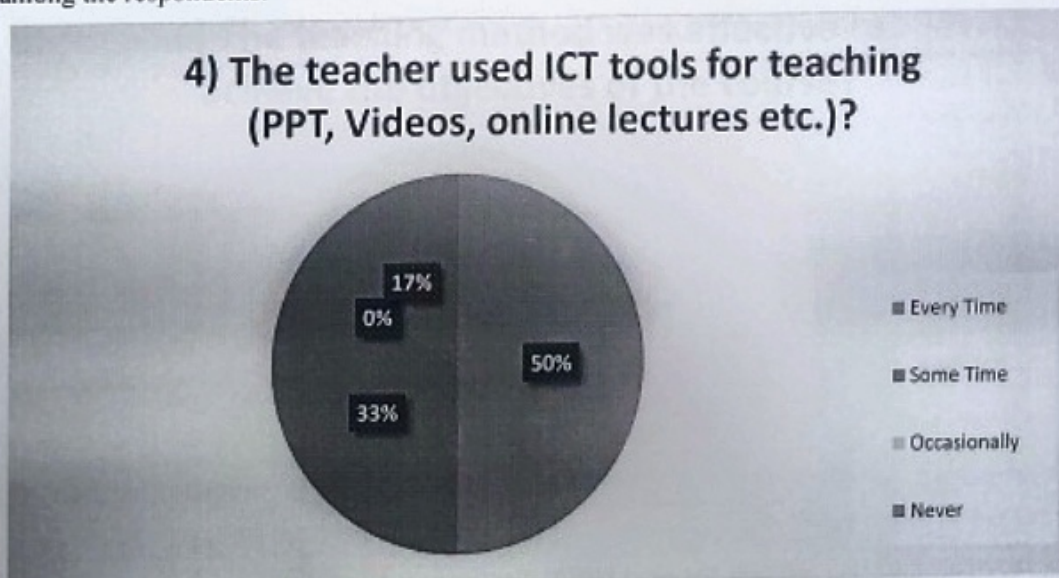


### 3) The programme provides focus on skill Development/ Employability / Entrepreneurship?

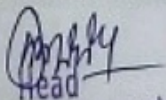


This indicates that respondents had varied opinions about the program's focus on skill development, employability, and entrepreneurship. While 34% rated it as Good and 33% rated it as Excellent and Outstanding, suggesting a positive perception, there was no rating for Average, indicating that overall, the perception of the program's focus in these areas is positive among the respondents.

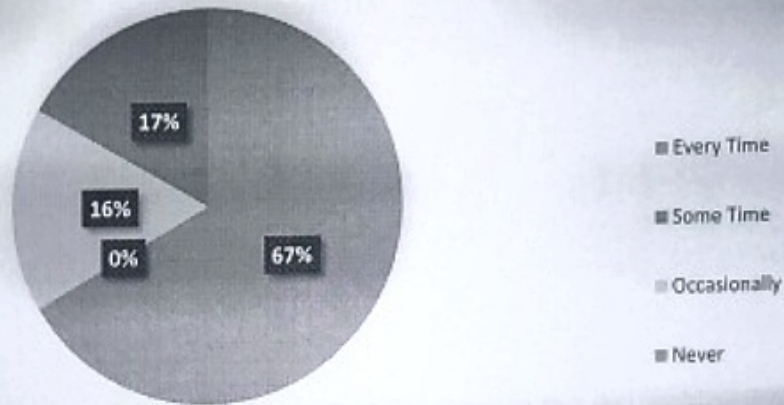
### 4) The teacher used ICT tools for teaching (PPT, Videos, online lectures etc.)?



This indicates that the majority of respondents (50%) reported that the teacher used ICT tools for teaching every time, suggesting a consistent integration of technology in the teaching process. 33% reported that the teacher used ICT tools some time, indicating a less frequent but still regular use. 17% reported that the teacher never used ICT tools for teaching.


  
Head  
Department of Geography,  
Dr. Babasaheb Ambedkar Marathwada University  
Aurangabad

### 5) The teacher was fair and unbiased in examination process?




This indicates that the majority of respondents (67%) reported that the teacher was fair and unbiased in the examination process every time. 16% reported that the teacher was fair and unbiased occasionally, suggesting that there may have been some instances where fairness was perceived differently. None of the respondents reported that the teacher was fair and unbiased only sometimes, indicating a generally positive perception of fairness in the examination process.

### 6) The teaching method was effective to achieve the objectives of the course?



This indicates that the majority of respondents (67%) reported that the teaching method was effective in achieving the objectives of the course every time. 33% reported that the teaching method was effective some time, suggesting occasional instances where the effectiveness of the teaching method may have varied. None of the respondents reported that the teaching method was effective only occasionally or never, indicating a generally positive perception of the effectiveness of the teaching method.

  
Head  
Department of Geography,  
Dr. Babasaheb Ambedkar Marathwada University  
Aurangabad



### 7) The teaching method allowed adequate opportunity for student participation and discussion?




This indicates that the vast majority of respondents (83%) reported that the teaching method allowed adequate opportunity for student participation and discussion every time. 17% reported that the teaching method allowed for student participation and discussion occasionally, suggesting that while there were opportunities for participation and discussion, they may not have been consistent. None of the respondents reported that the teaching method allowed for student participation and discussion only some time or never, indicating a generally positive perception of the level of student engagement facilitated by the teaching method.

### 8) Does the Institute provides adequate ICT facilities (Computer, LCD Projects, Internet, Wi-Fi etc.) within campus?



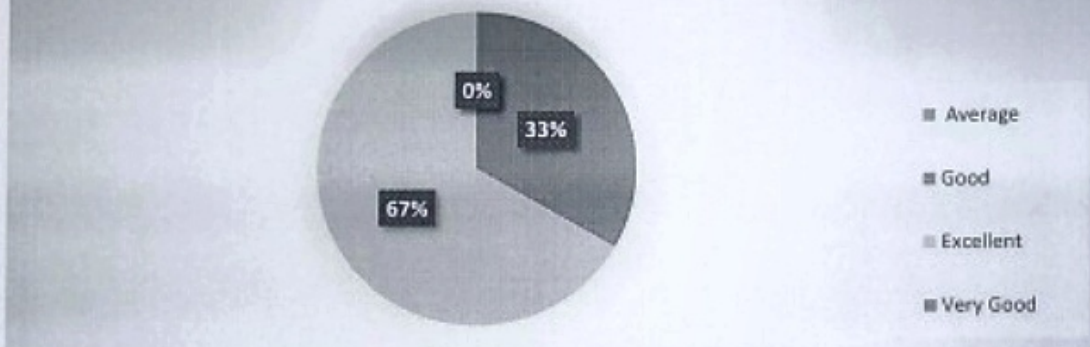
This indicates that the majority of respondents (50%) rated the institute's ICT facilities as Excellent, suggesting that they found the facilities to be of high quality and fully sufficient for their needs. 33% rated the facilities as Good, indicating a moderate level of satisfaction. 17% rated the facilities as Very Good, suggesting a slightly lower but still positive perception. None

  
Head  
Department of Geography,  
Dr. Babasaheb Ambedkar Marathwada University  
Aurangabad



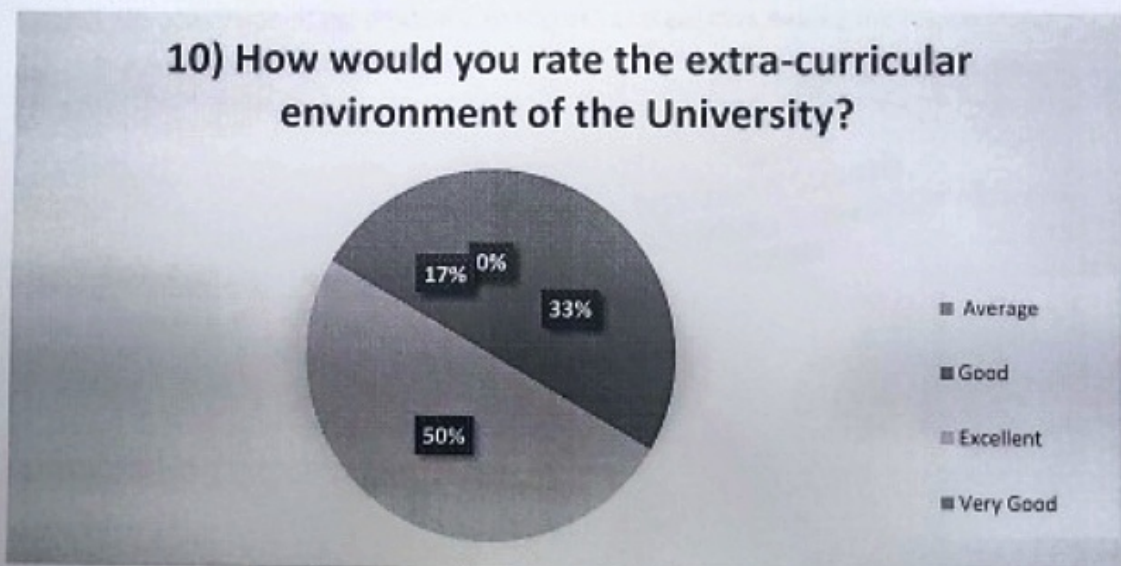
of the respondents rated the facilities as Average, indicating that overall, the perception of the ICT facilities provided by the institute is positive.

### 9) How would you rate the Library, Infrastructure and Laboratory facilities of the University?




This indicates that the majority of respondents (67%) rated the library, infrastructure, and laboratory facilities of the university as Excellent, suggesting that they found these facilities to be of high quality and highly satisfactory. 33% rated the facilities as Good, indicating a moderate level of satisfaction. None of the respondents rated the facilities as Average or Very Good, indicating that overall, the perception of these facilities is positive among the respondents.

### 10) How would you rate the extra-curricular environment of the University?

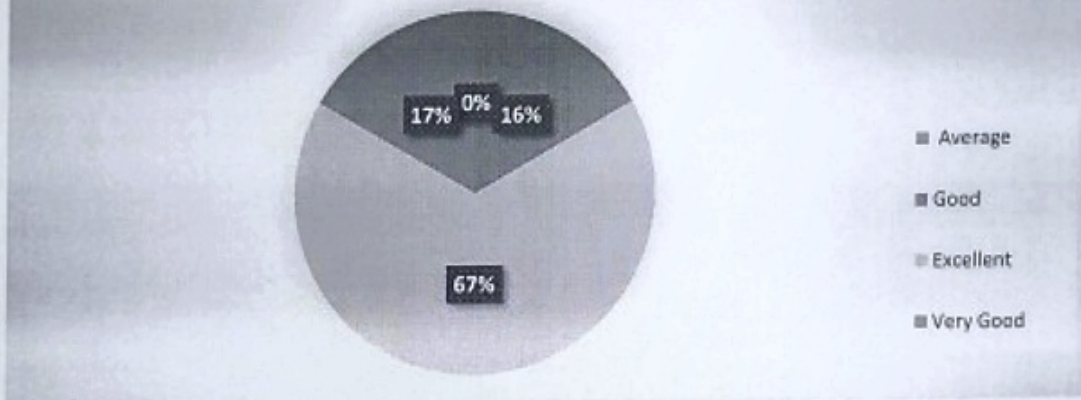


This indicates that the majority of respondents (50%) rated the extra-curricular environment of the university as Excellent, suggesting that they found the opportunities and activities outside of academics to be satisfactory and fulfilling. 33% rated the environment as Good, indicating a moderate level of satisfaction. 17% rated it as Very Good, suggesting a slightly lower but still

  
Head  
Department of Geography,  
Dr. Babasaheb Ambedkar Marathwada University  
Aurangabad

positive perception. None of the respondents rated the extra-curricular environment as Average, indicating that overall, the perception of the extra-curricular environment is positive among the respondents.

### 11) How do you grade the overall academic environment in the University?



This indicates that the majority of respondents (67%) rated the overall academic environment in the university as Excellent, suggesting that they found the academic atmosphere to be highly conducive to learning and growth. 17% rated it as Very Good, indicating a slightly lower but still positive perception. 16% rated it as Good, suggesting a moderate level of satisfaction. None of the respondents rated the overall academic environment as Average, indicating that overall, the perception of the academic environment is positive among the respondents.

*[Signature]*  
Head  
Department of Geography,  
Dr. Babasaheb Ambedkar Marathwada University  
Aurangabad