

1.4.2 Structure Feedback Received from the alumni Academic Year (2019-20)

Email Address	Name of the Alumni	Post- Graduation Year of Alumni	Present Position/Design ation	Name of Organization (if any)	Address	Mobile Number
shivajiadhav10@gmail.com	shivaji Krushna jadhav	2018-2019	resources manager	Disha auto components pvt Ltd	darga road, aurangabad	7743842421
soniyagavit777@gmail.com	Soniya Madhukar Gavit	2018-2019	PHD holders	University of Mumbai	At post Boazrar Tak Navapur dist Nandurbar	7588673091
veerGawirani@gmail.com	Veer Gawirani sundar	2018-2019	Phd	Dr babasaheb ambedkar marathwada university	AT.karchundi beed	8975220497
kishorwalle774@gmail.com	Kishor walle	2018-2019	Mpsc preparation	No	At post bhamni bk ta jintur dist parhani	7057831242
awcharantosh48@gmail.com	Santosh Chandrakant Awchar	2018-2019	Sport teacher	Rising star school	Harisiddhi Mata nagar pisedevi road harjul	7276423791
Srijamdhade321@gmail.com	Seema Raosahab Jamdhade	2018-2019	No	No	Ra.Narayanpur, Ta. Gangapur, Di. Aurangabad ,post. Waluj	9623650237
priyankakale250@gmail.com	PRYANKA TUKARAM KALE	2018-2019	Research scholar	B.A.M.U Sambhaji nagar	At pimpri ta parali Dist Beed mc.wagmanapur	7499537887
gavitrajesh5556@gmail.com	Gavit Rajesh jiwa	2018-2019	Students	Shri. S.H.Naik College of Education Navapur Dist. Nandurbar	post.Nagaziri tel.Navapur dist Nandurbar	8007979503


Department of Geography,  
Babasaheb Ambedkar Marathwada University,  
Aurangabad

Head  
MADHE



#### 1.4.2 Structured Feedback received from the Alumni (Academic Year 2019-20)

### 1) The Course & Programme objectives & outcomes were clearly defined identified?



The analysis suggests a generally positive perception regarding the clarity and identification of course and program objectives and outcomes among respondents, with a majority of 75% rating them as either "Outstanding" (50%) or "Excellent" (25%). A smaller but noteworthy 12% found them to be "Good," indicating a moderate level of satisfaction. A minority, 13%, considered the clarity and identification as "Average," suggesting room for improvement for a small fraction of participants.

### 2) Course Material were of appropriate length, high quality and up-to-date?



The analysis indicates positive feedback regarding the course materials, as a majority of 75% of respondents rated them as either "Outstanding" (50%) or "Excellent" (25%). A moderate 12% found the materials to be "Good," suggesting a generally satisfactory level of appropriateness, quality, and currency. A smaller yet noticeable 13% considered the course materials as "Average," indicating room for improvement for a minority of participants.



### 3) The course provides focus on skill Development/ Employability / Entrepreneurship?



The analysis indicates a positive perception of the course's emphasis on skill development, employability, and entrepreneurship among respondents, with a majority of 75% rating it as either "Outstanding" (50%) or "Excellent" (25%). A moderate 12% found the focus to be "Good," suggesting an overall positive alignment with skill-building objectives. A smaller yet noteworthy 13% rated the course as "Average," indicating room for improvement in addressing these aspects for a minority of participants.

### 4. The teacher used ICT tools for teaching (PPT, Videos, Online Lectures etc.)




The analysis reveals a predominant and consistent use of ICT tools for teaching, as a substantial 87% of respondents indicated that the teacher employs these tools every time. A small fraction of 13% reported occasional use, suggesting infrequent integration of ICT tools. This overwhelmingly positive response reflects a high level of engagement with technology in the teaching methods employed by the teacher.

Head

Department of Geography,  
Dr. Babasaheb Ambedkar Marathwada University  
Aurangabad

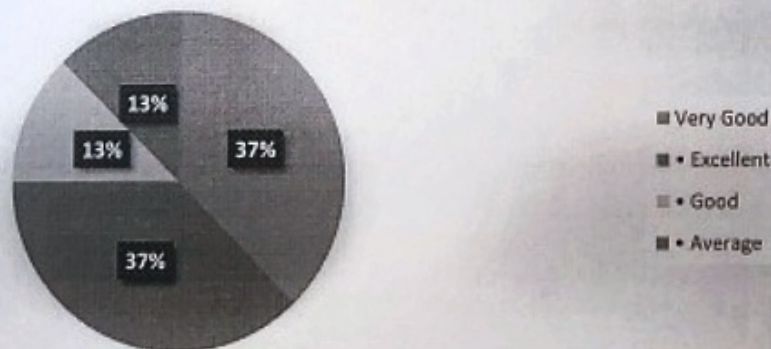


### 5) How do you grade the overall academic environment in the University?




The analysis of responses indicates a positive perception of the overall academic environment in the University, with a combined 62% of respondents rating it as either "Excellent" (37%) or "Very Good" (25%). A moderate 25% found the academic environment to be "Good," suggesting overall satisfaction. A smaller yet noteworthy 13% considered it "Average," indicating room for improvement for a minority of participants.

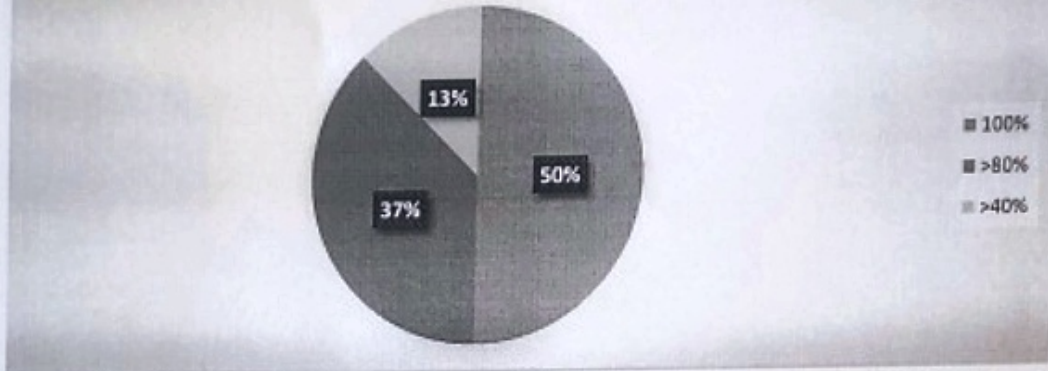
### 6) How would you rate the extra-curricular environment of the University?



The analysis of responses indicates a highly positive perception of the extra-curricular environment in the University, with a significant 74% of respondents rating it as either "Excellent" (37%) or "Very Good" (37%). A smaller but appreciable 13% found the extra-curricular environment to be "Good," reflecting positive sentiments. Another 13% considered it "Average," suggesting there may be room for enhancement in certain aspects for a minority of participants.

  
Head  
Department of Geography,  
S. B. Ambedkar Marathwada University  
Aurangabad

**7) To what extent course/programme learnt in the University benefitted you?**



The analysis demonstrates a positive impact of the courses/programs at the University, with 87% of respondents reporting substantial benefits. Half of the respondents, 50%, indicated a full 100% benefit, while an additional 37% reported benefits exceeding 80%. A smaller yet significant 13% mentioned benefits over 40%, emphasizing a generally favorable perception of the educational outcomes.

*[Signature]*  
Head  
Department of Geography,  
S. B. Ambedkar Marathiwada University  
Aurangabad